

US00D666734S

(12) **United States Design Patent**
Takashima

(10) **Patent No.:** **US D666,734 S**

(45) **Date of Patent:** **** Sep. 4, 2012**

(54) **MESSAGE DEVICE**

(76) Inventor: **Jiro Takashima**, Houston, TX (US)

(**) Term: **14 Years**

(21) Appl. No.: **29/409,737**

(22) Filed: **Dec. 28, 2011**

(51) **LOC (9) Cl.** **28-03**

(52) **U.S. Cl.** **D24/215**

(58) **Field of Classification Search** D24/200,
D24/211–215, 141; 601/27, 28, 33, 40, 46,
601/47, 48, 63, 80, 99, 104, 112, 113, 114,
601/119, 122, 125, 129, 134, 135, 137, DIG. 12,
601/DIG. 13, DIG. 14, DIG. 15, DIG. 16,
601/DIG. 17

See application file for complete search history.

(56) **References Cited**

U.S. PATENT DOCUMENTS

D272,090 S *	1/1984	Hosid	D24/211
D414,871 S *	10/1999	Myers et al.	D24/187
6,589,193 B2 *	7/2003	Takashima	601/137
D479,607 S *	9/2003	Chen	D24/211
D582,551 S	12/2008	Takashima		
D586,469 S *	2/2009	Henry	D24/200
D595,409 S	6/2009	Takashima		
D601,700 S *	10/2009	Takashima	D24/141
D608,890 S	1/2010	Takashima		

D610,683 S *	2/2010	Takashima	D24/141
D613,416 S *	4/2010	Schupman	D24/200
D633,615 S *	3/2011	Takashima	D24/141
D657,065 S *	4/2012	Matsushita	D24/215
2009/0222034 A1 *	9/2009	Takashima	606/197

* cited by examiner

Primary Examiner — Sandra Snapp

(74) *Attorney, Agent, or Firm* — Andrew W. Chu; Craft Chu PLLC

(57) **CLAIM**

The ornamental design for a massage device, as shown and described.

DESCRIPTION

FIG. 1 is a lower perspective view of the massage device showing my design.

FIG. 2 is a front elevation view thereof;

FIG. 3 is a back elevation view thereof;

FIG. 4 is a top plan view thereof;

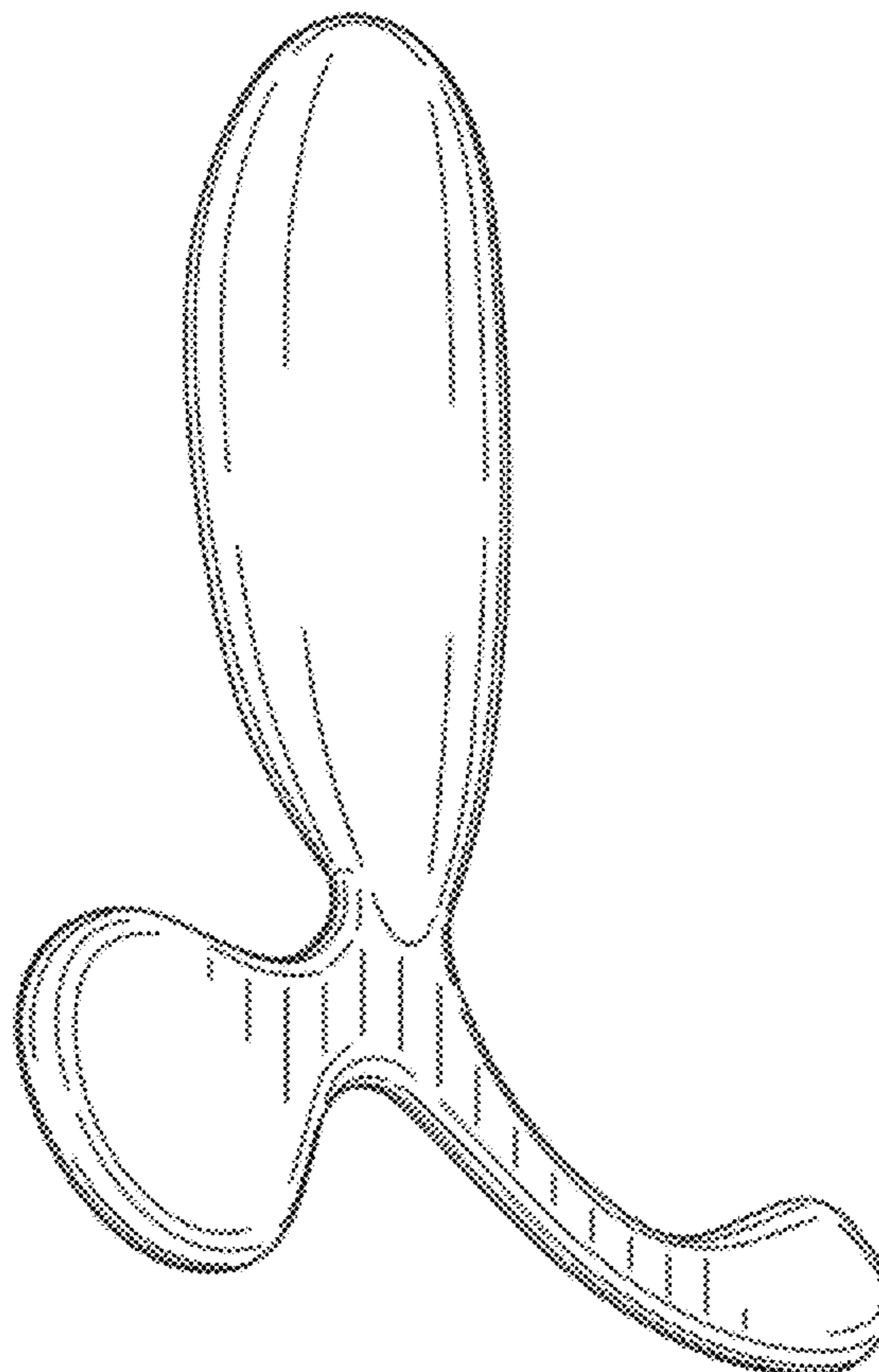
FIG. 5 is a side elevation view thereof;

FIG. 6 is an opposite side view thereof; and,

FIG. 7 is a bottom plan view thereof.

The device is inserted into a body cavity for an internal massage.

1 Claim, 3 Drawing Sheets



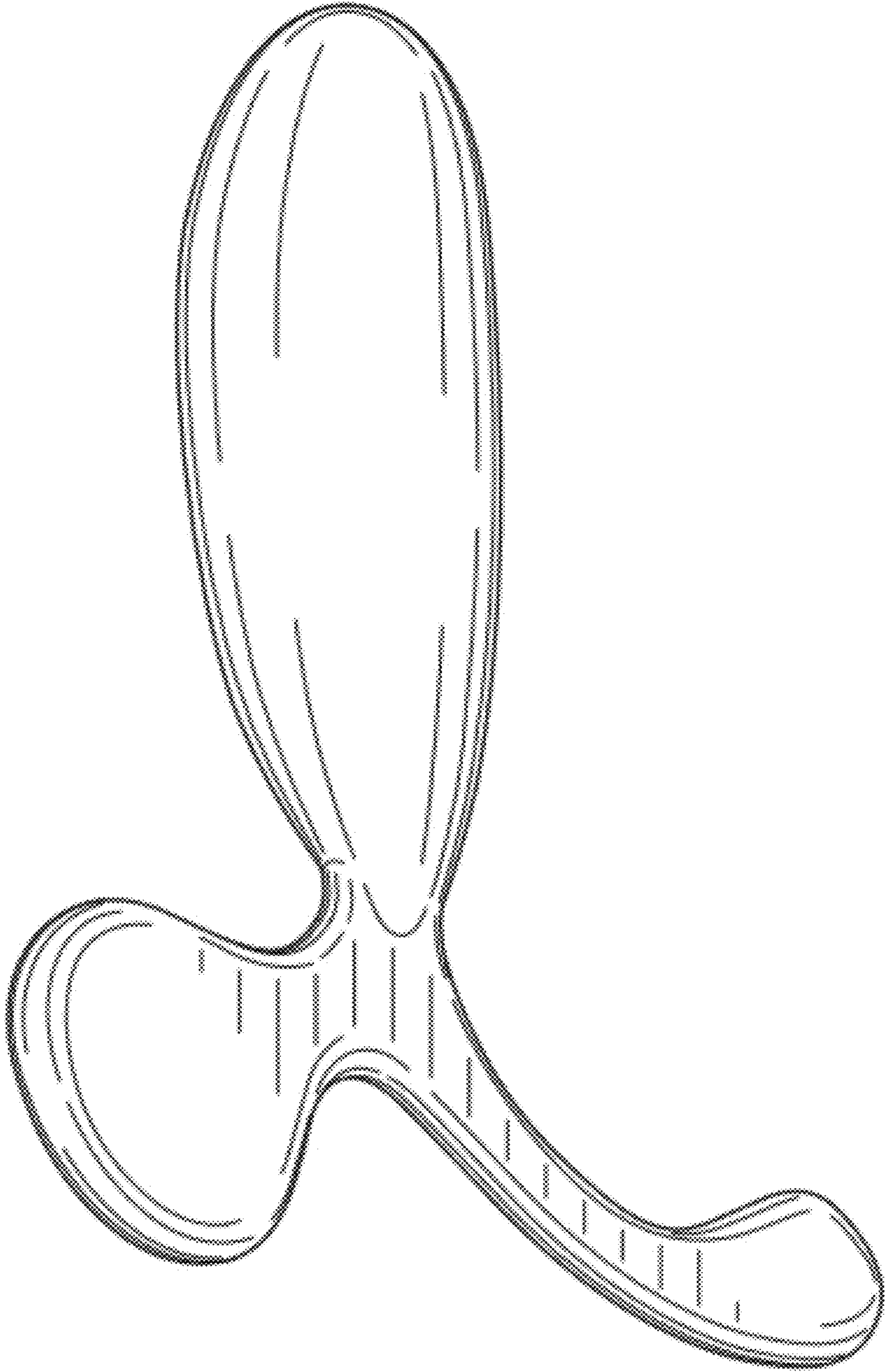


FIG. 1

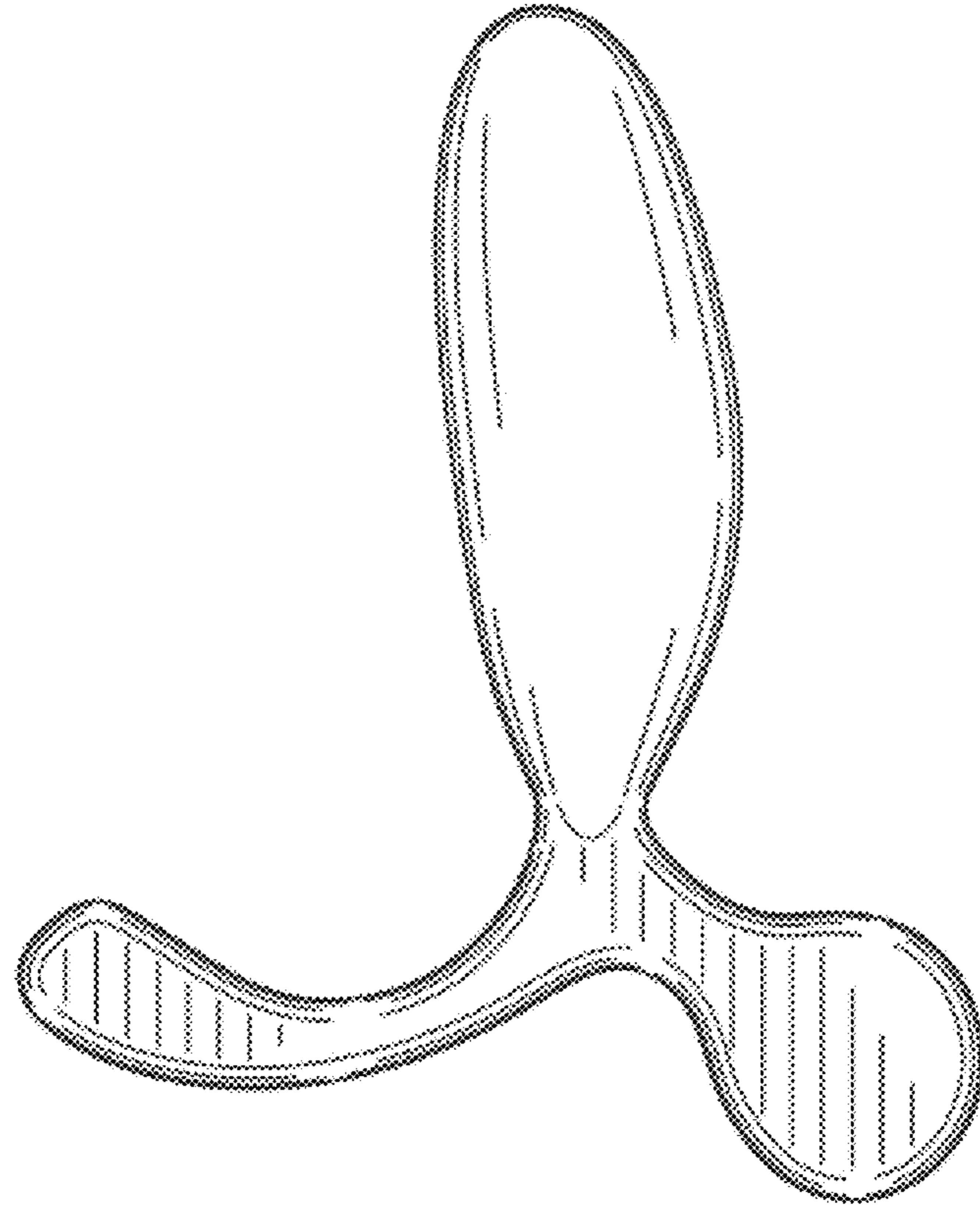


FIG. 2

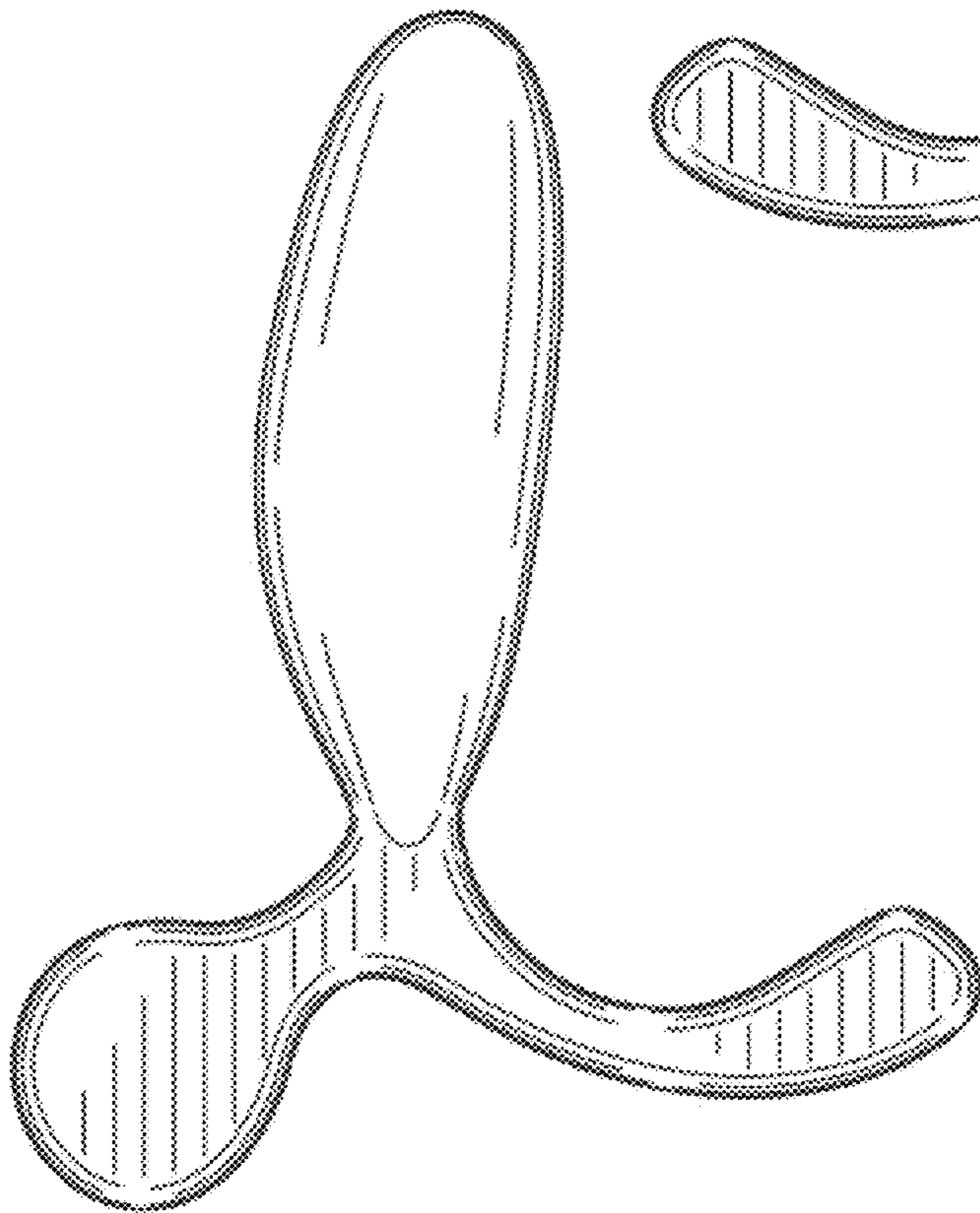


FIG. 3

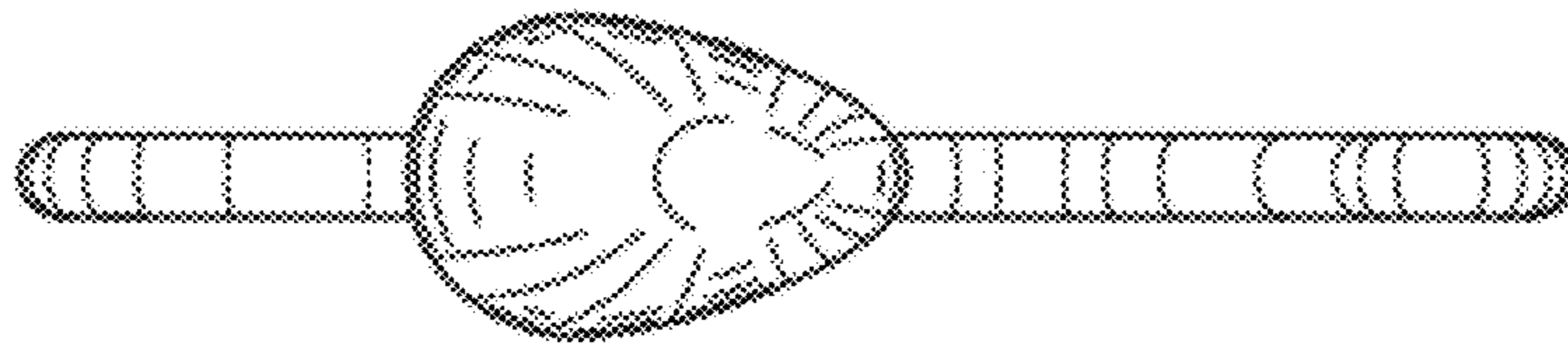


FIG. 4

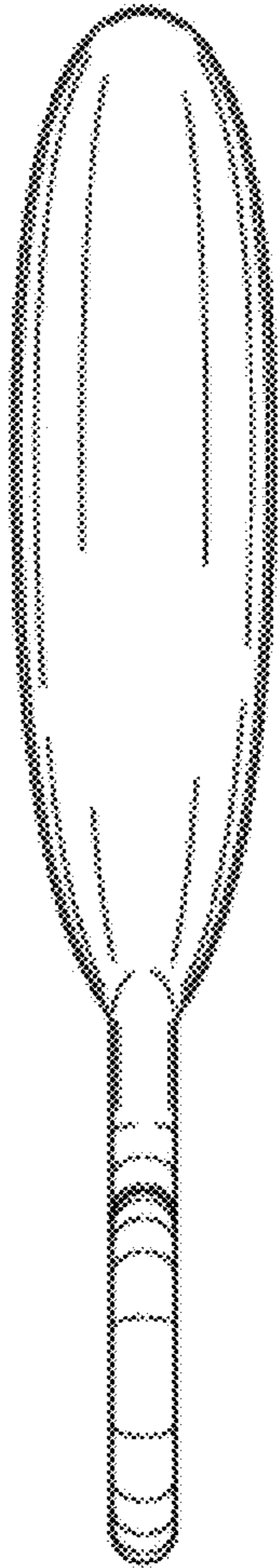


FIG. 5




FIG. 6

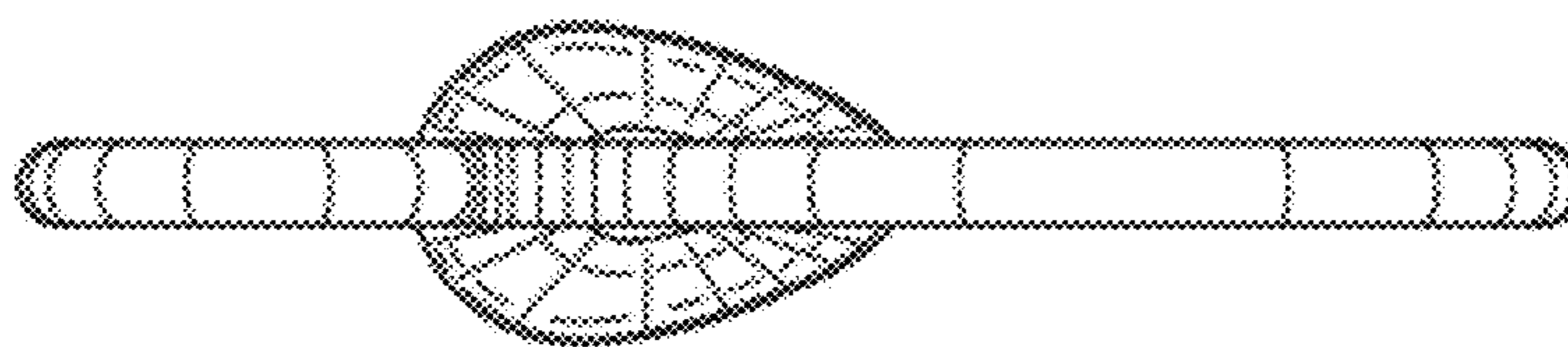


FIG. 7