



US00D666705S

(12) **United States Design Patent**
Andersen et al.

(10) **Patent No.:** **US D666,705 S**

(45) **Date of Patent:** **** Sep. 4, 2012**

(54) **WICK**

(75) Inventors: **Daniel A. Andersen**, Burlington, WI (US); **Kylie L. Levake**, Racine, WI (US); **Kenneth W. Michaels**, Spring Grove, IL (US); **David J. Schram**, Franklin, WI (US); **Nitin Sharma**, Kenosha, WI (US); **James T. Walker**, Racine, WI (US); **Steven V. Bisbikis**, Hawthorn Woods, IL (US); **Jason R. Gebhardt**, Buffalo Grove, IL (US)

(73) Assignee: **S.C. Johnson & Son, Inc.**, Racine, WI (US)

(**) Term: **14 Years**

(21) Appl. No.: **29/369,532**

(22) Filed: **Sep. 9, 2010**

(51) **LOC (9) Cl.** **28-99**

(52) **U.S. Cl.** **D23/366**

(58) **Field of Classification Search** D23/355-369, D23/208; D28/5, 6; 261/DIG. 17, DIG. 42, 261/DIG. 65, DIG. 88, DIG. 89; 392/386, 392/390, 394, 395; 239/34, 44, 53, 55, 56, 239/326; D26/14, 17, 98, 9, 22, 24; D11/131.1; D7/509, 522, 524, 537

See application file for complete search history.

(56) **References Cited**

U.S. PATENT DOCUMENTS

D73,861	S	11/1927	Nicholson	
4,739,928	A *	4/1988	O'Neil	239/45
4,913,350	A	4/1990	Purzycki	
5,647,053	A *	7/1997	Schroeder et al.	392/390
5,810,265	A	9/1998	Cornelius et al.	
5,840,246	A	11/1998	Hammons et al.	
5,909,845	A *	6/1999	Greatbatch et al.	239/44
D434,481	S *	11/2000	Bornstein et al.	D23/360

6,899,280	B2 *	5/2005	Kotary et al.	239/34
7,055,764	B1 *	6/2006	Martinez et al.	239/145
7,309,024	B2 *	12/2007	Hansen et al.	239/4
7,441,755	B2	10/2008	O'Leary et al.	
7,469,842	B2 *	12/2008	Martens, III	239/44
7,481,380	B2 *	1/2009	Kvietok et al.	239/301
D594,539	S *	6/2009	Lu	D23/366
D596,732	S *	7/2009	Butler et al.	D23/366
D605,746	S *	12/2009	Butler et al.	D23/366
D620,574	S *	7/2010	Jorgensen	D23/366
7,819,336	B2 *	10/2010	Newman	239/44
D652,131	S *	1/2012	Ritzenhoff	D23/366
D656,598	S *	3/2012	Motylinski et al.	D23/366
D661,789	S *	6/2012	Brown	D23/366
2002/0136886	A1 *	9/2002	He et al.	428/313.5
2003/0098362	A1 *	5/2003	Chuang	239/44
2004/0065749	A1 *	4/2004	Kotary et al.	239/44
2004/0074982	A1 *	4/2004	Kotary et al.	239/44

(Continued)

Primary Examiner — Sandra Snapp

(57) **CLAIM**

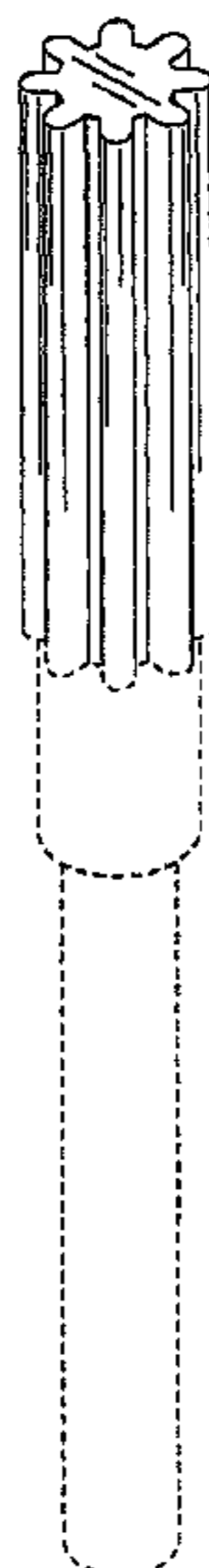
The ornamental design for a wick, as shown and described herein.

DESCRIPTION

FIG. 1 is a top isometric view of a wick of the present invention;
FIG. 2 is a front elevational view of the wick of FIG. 1, a rear elevational view being identical thereto;
FIG. 3 is an elevational view of a first side of the wick of FIG. 1, a second side of the wick opposite the first side being identical thereto;
FIG. 4 is a top elevational view of the wick of FIG. 1;
FIG. 5 is a bottom elevational view of the wick of FIG. 1; and,
FIG. 6 is a front elevational view of the wick of FIG. 1 within a container.

The subject matter shown in the figures above in dashed lines forms no part of the claimed invention. Further, the bottom views form no part of the claimed invention.

1 Claim, 3 Drawing Sheets



US D666,705 S

Page 2

U.S. PATENT DOCUMENTS

2004/0182949	A1 *	9/2004	Duston et al.	239/44	2006/0233538	A1 *	10/2006	Tollens et al.	392/390
2004/0184969	A1 *	9/2004	Kotary et al.	422/124	2008/0093475	A1 *	4/2008	Belongia et al.	239/44
2004/0262419	A1 *	12/2004	Kotary et al.	239/44	2008/0217425	A1 *	9/2008	Butler et al.	239/45
2004/0262420	A1 *	12/2004	Hansen et al.	239/44	2008/0308648	A1 *	12/2008	Pesu	239/44
2005/0167521	A1 *	8/2005	Glasser	239/34	2009/0039174	A1 *	2/2009	Gaines et al.	239/44
2006/0231641	A1 *	10/2006	Uchiyama et al.	239/34	2009/0101729	A1 *	4/2009	Newman	239/44

* cited by examiner

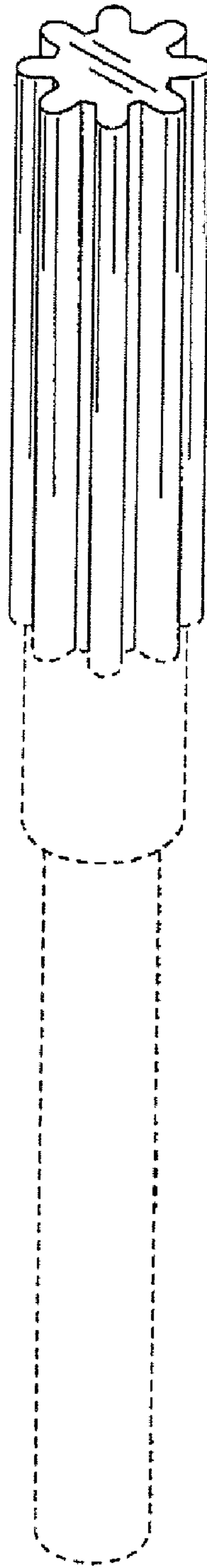


FIG. 1

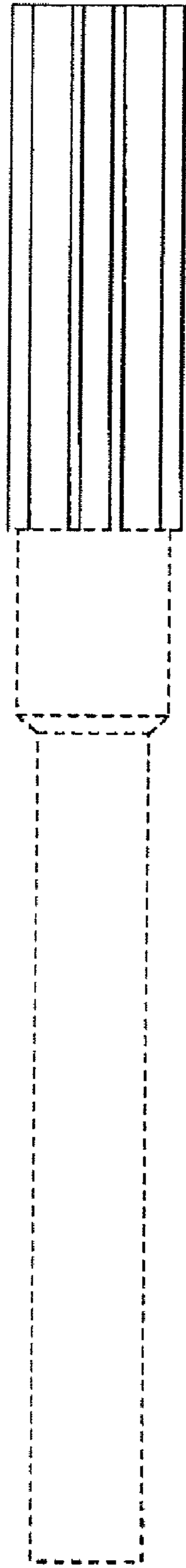


FIG. 2

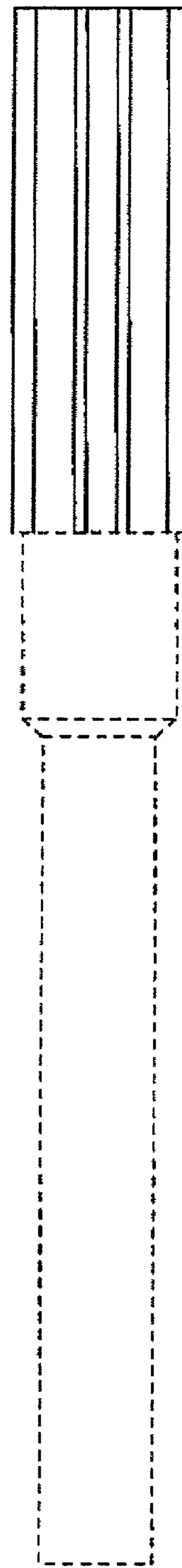


FIG. 3

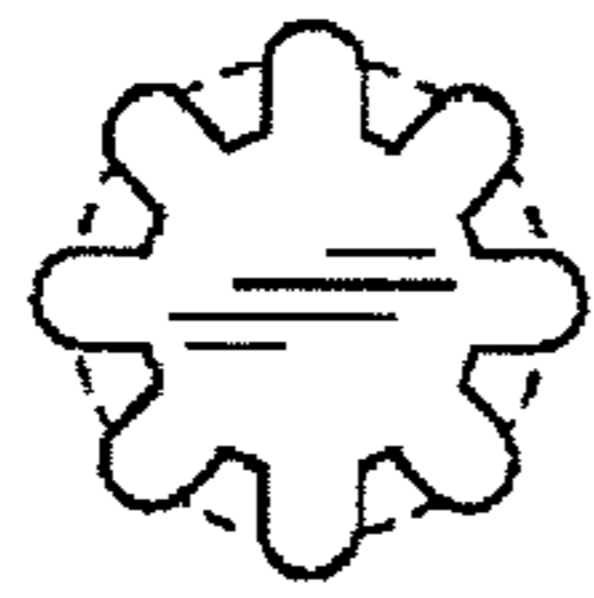


FIG. 4

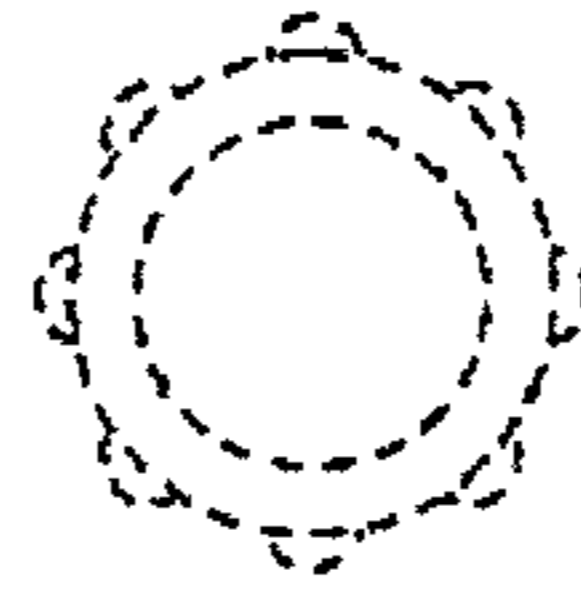


FIG. 5

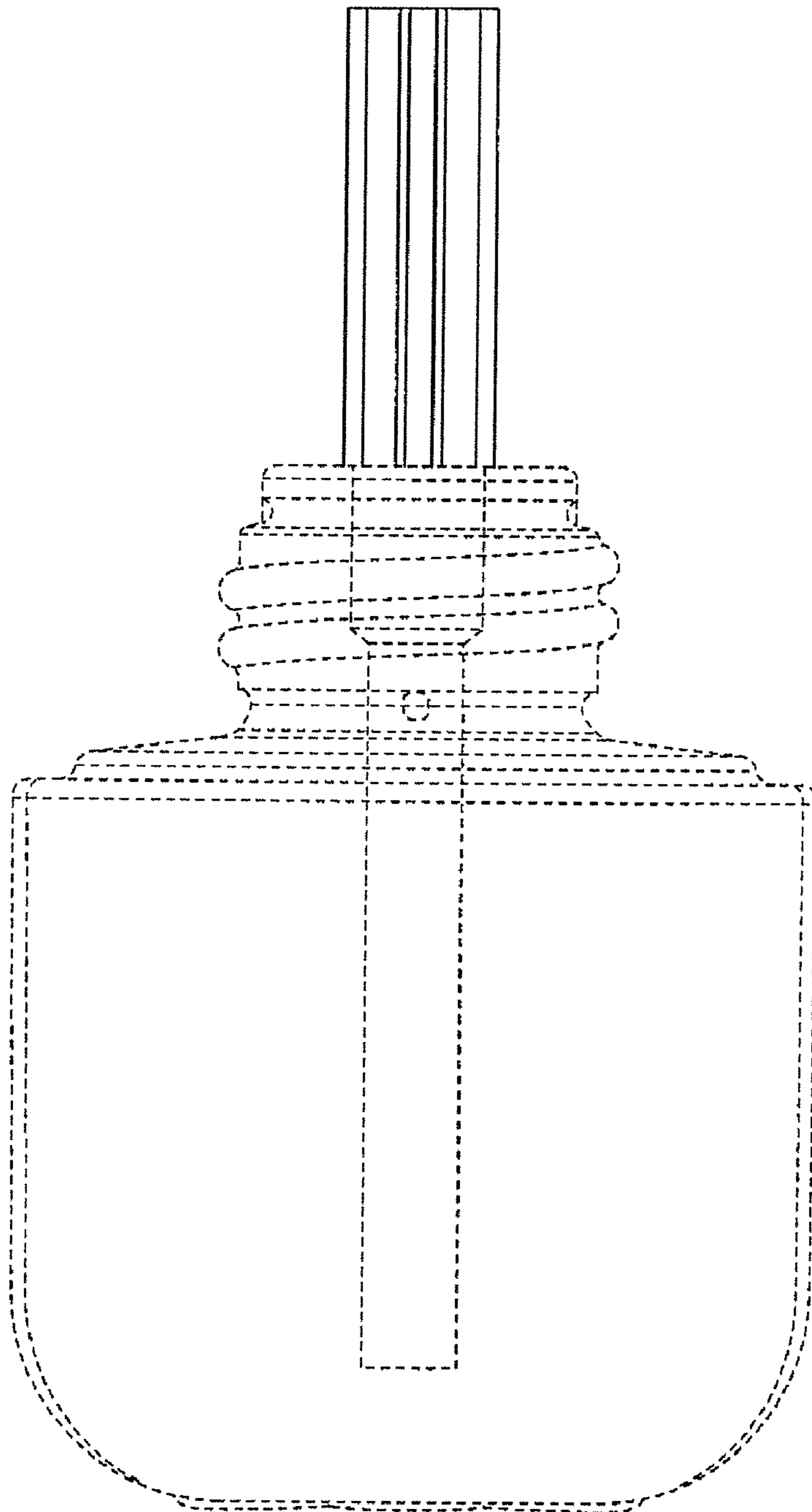


FIG. 6