

US00D666703S

(12) **United States Design Patent**
Reedy

(10) **Patent No.:** **US D666,703 S**

(45) **Date of Patent:** **** Sep. 4, 2012**

(54) **SHOWER ENCLOSURE**

(75) Inventor: **Michael Reedy**, Chicago, IL (US)

(73) Assignee: **Masco Bath Corporation**, Moorestown, NJ (US)

(**) Term: **14 Years**

(21) Appl. No.: **29/402,282**

(22) Filed: **Sep. 22, 2011**

(51) **LOC (9) Cl.** **23-02**

(52) **U.S. Cl.** **D23/283**

(58) **Field of Classification Search** D23/271,
D23/275, 283, 303-305; 4/663, 552, 596,
4/612-614, 900

See application file for complete search history.

(56) **References Cited**

U.S. PATENT DOCUMENTS

D310,557 S * 9/1990 Smith D23/275
D495,788 S * 9/2004 Helmsie et al. D23/283
D560,769 S * 1/2008 Breymaier et al. D23/283

D576,262 S * 9/2008 Ishiyama et al. D23/305
D628,683 S * 12/2010 Andrew et al. D23/305
D629,088 S * 12/2010 Yoo et al. D23/305
D629,089 S * 12/2010 Yoo et al. D23/305

* cited by examiner

Primary Examiner — Robert Delehanty

(74) *Attorney, Agent, or Firm* — Nirav D. Parikh; Edgar A. Zarins; Lora J. Graentzdoerffer


(57) **CLAIM**

The ornamental design for a shower enclosure, as shown and described.

DESCRIPTION

FIG. 1 is a front/left side perspective view of a shower enclosure showing my new design;
FIG. 2 is a front elevational view thereof;
FIG. 3 is a cross-sectional view taken along line 3-3 of FIG. 2 thereof; and,
FIG. 4 is a top plan view thereof.
The broken lines are for illustrative purposes only and form no part of the claimed design.

1 Claim, 4 Drawing Sheets






FIG. 1

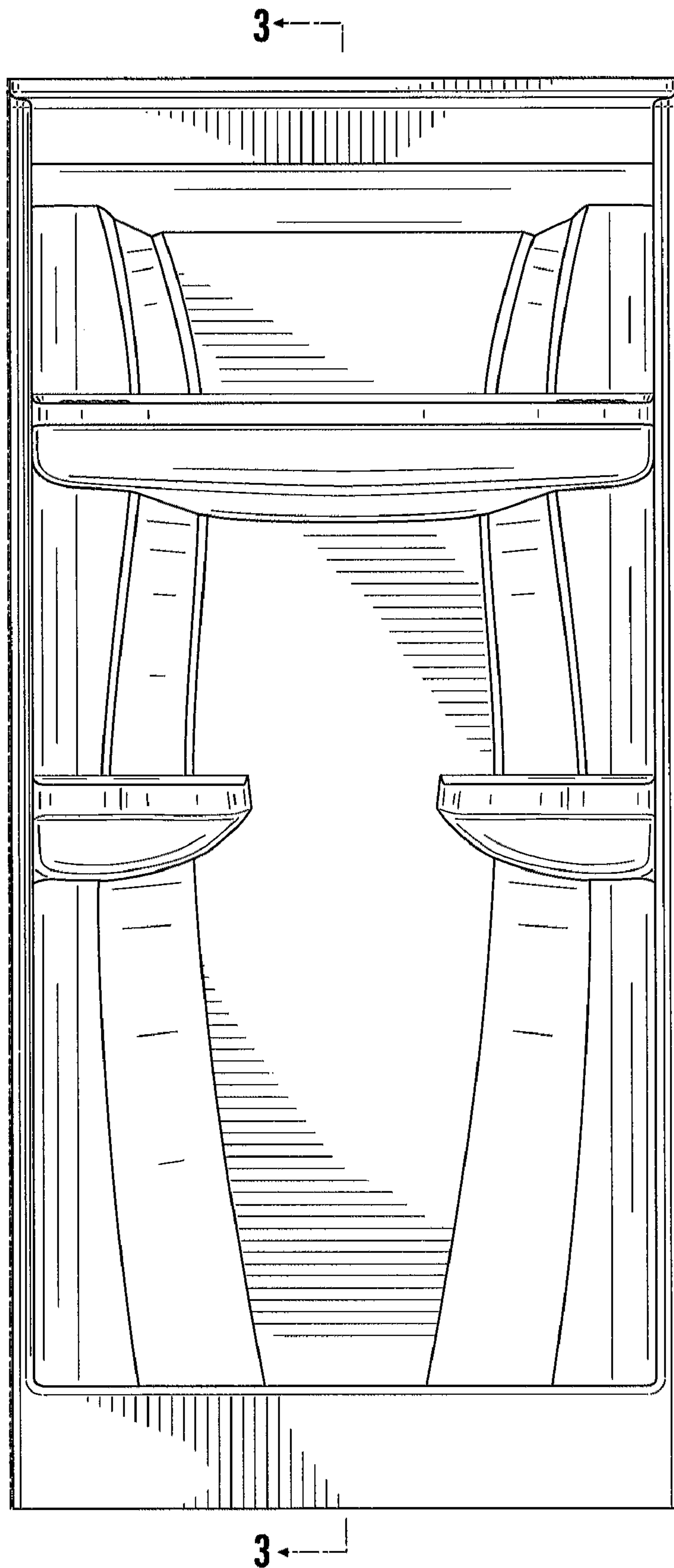


FIG. 2

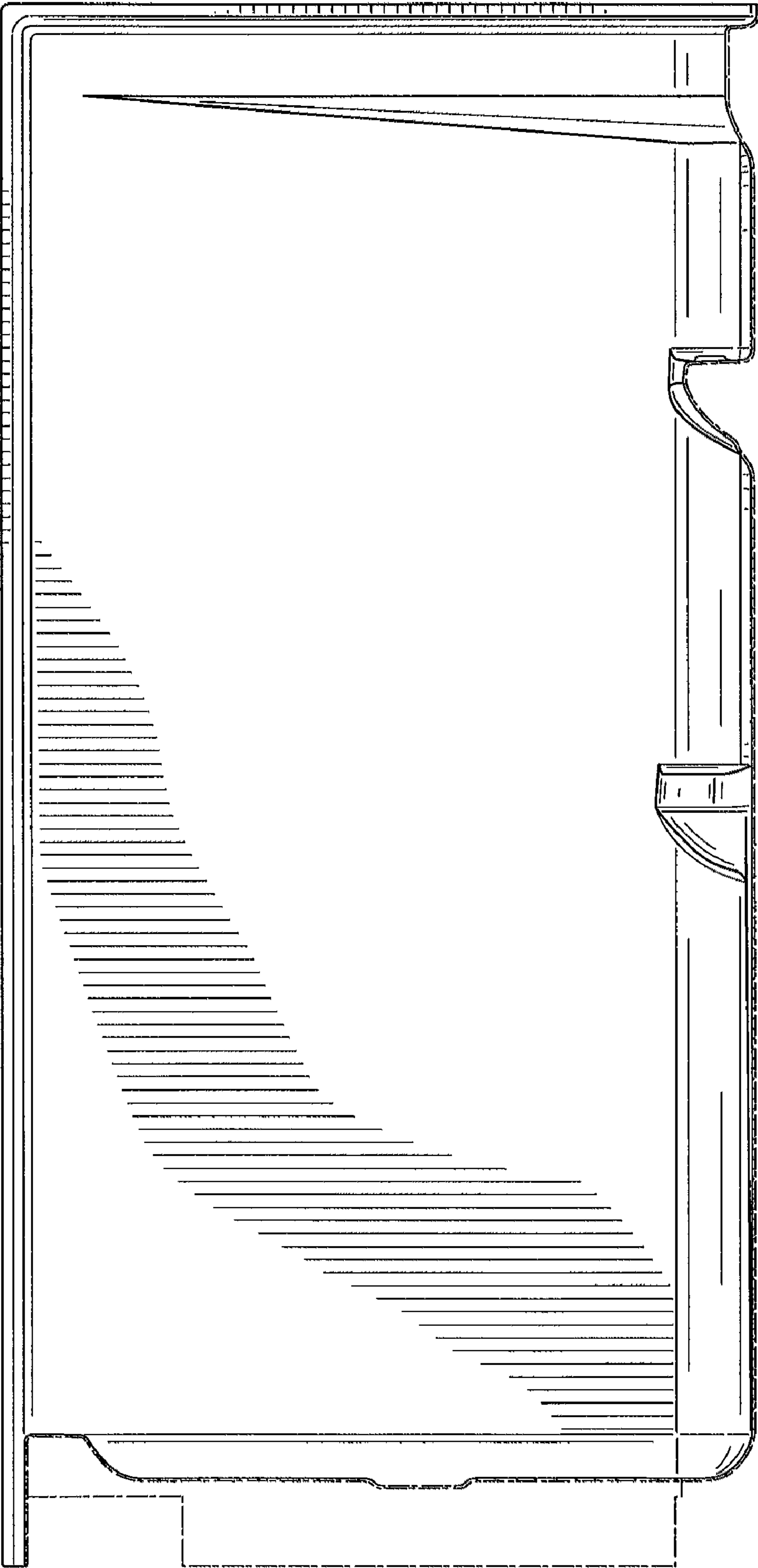


FIG. 3

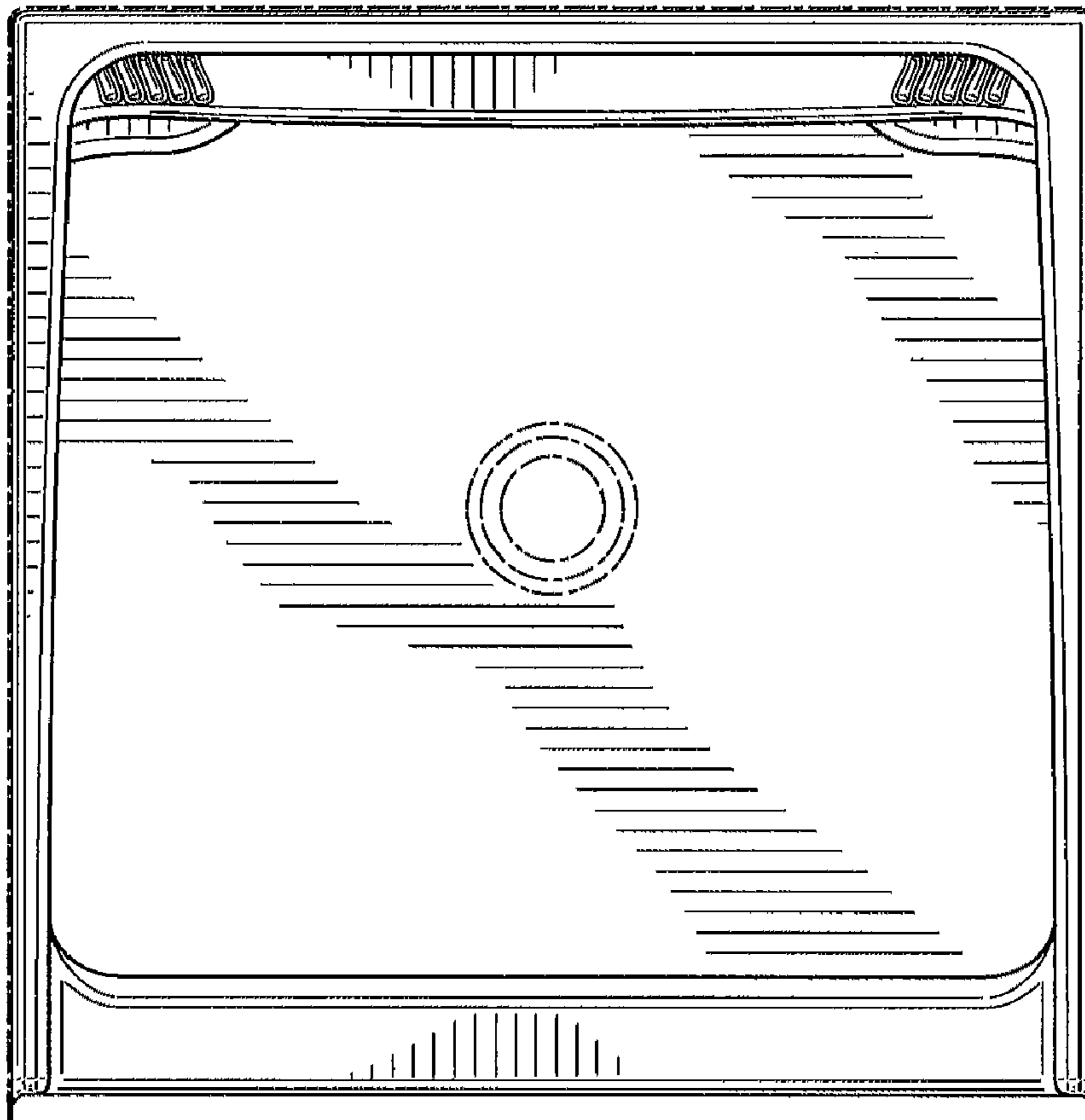


FIG. 4