

US00D666701S

(12) **United States Design Patent**  
**Smith**

(10) **Patent No.:** **US D666,701 S**  
(45) **Date of Patent:** **\*\* Sep. 4, 2012**

- (54) **DOWNSPOUT EXTENSION**
- (75) Inventor: **Jeffrey E. Smith**, Alpharetta, GA (US)
- (73) Assignee: **Jeffrey E. Smith**, Alpharetta, GA (US)
- (\*\*) Term: **14 Years**
- (21) Appl. No.: **29/392,349**
- (22) Filed: **May 19, 2011**

- 4,480,855 A 11/1984 Rosenbaum
- 4,575,133 A 3/1986 Nattel
- 4,615,153 A 10/1986 Carey
- 4,688,720 A 8/1987 MacDonald et al.
- 4,801,377 A 1/1989 Bolt
- 4,904,113 A 2/1990 Goddard et al.
- 5,031,426 A 7/1991 Wilson
- 5,150,930 A 9/1992 Petty et al.
- 5,332,270 A 7/1994 Petty et al.
- 5,358,006 A 10/1994 Sweers
- 5,358,007 A 10/1994 Carlberg

(Continued)

**Related U.S. Application Data**

- (63) Continuation of application No. 12/869,907, filed on Aug. 27, 2010.

- (51) **LOC (9) Cl.** ..... **23-01**
- (52) **U.S. Cl.** ..... **D23/269**
- (58) **Field of Classification Search** ..... D23/267;  
52/11-12, 16; 210/447

See application file for complete search history.

*Primary Examiner* — Eric Goodman

(74) *Attorney, Agent, or Firm* — Myers Bigel Sibley & Sajovec

(57) **CLAIM**

The ornamental design for a downspout extension, as shown and described.

**DESCRIPTION**

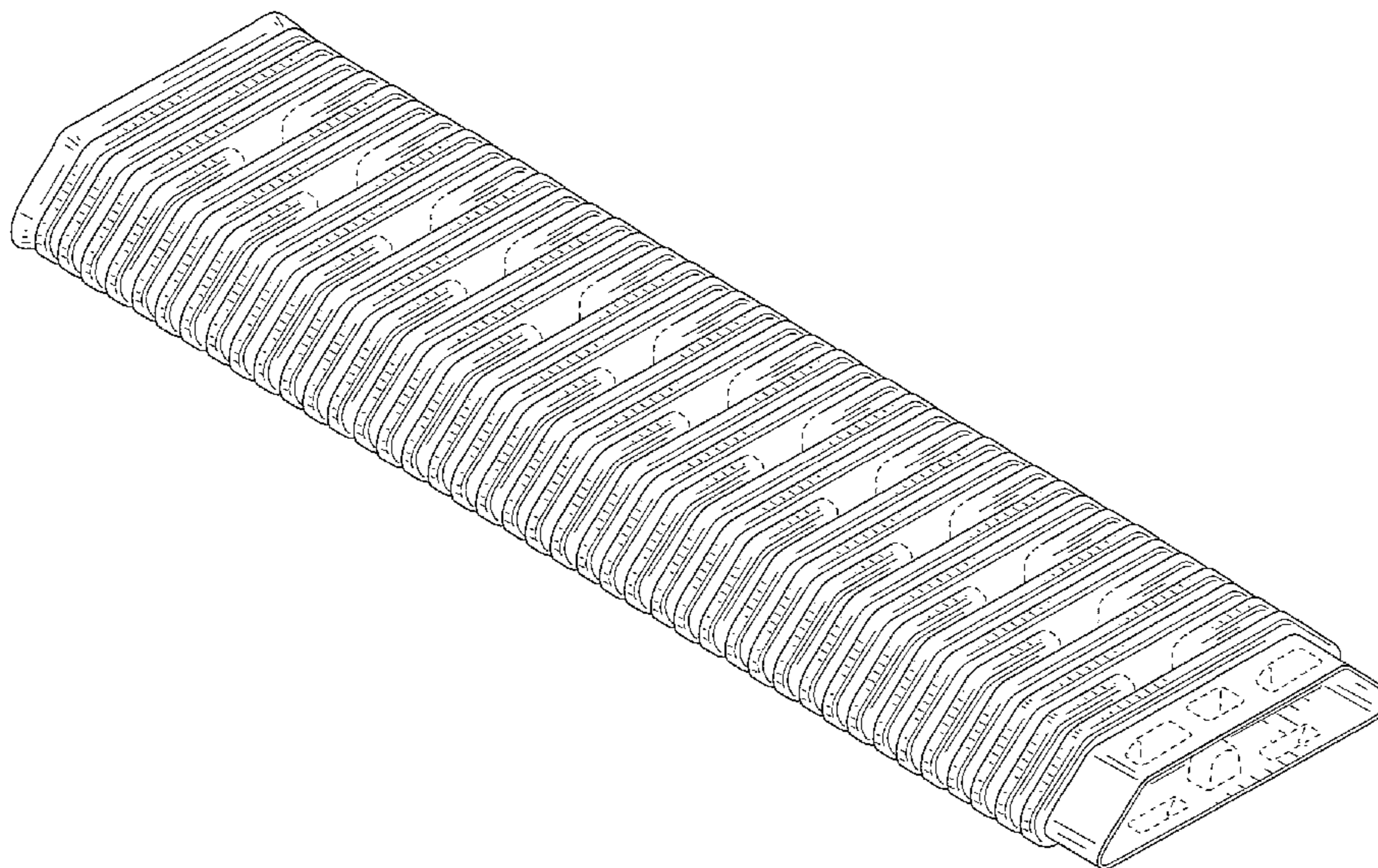
FIG. 1 is a first perspective view of a downspout extension showing my new design;  
 FIG. 2 is a second perspective view of the downspout extension;  
 FIG. 3 is a top plan elevation view of the downspout extension;  
 FIG. 4 is a bottom plan view of the downspout extension;  
 FIG. 5 is a left side elevation view of the downspout extension;  
 FIG. 6 is a front elevation view of the downspout extension; and,  
 FIG. 7 is a rear elevation view of the downspout extension.  
 The right side elevation view is a mirror image of the left side elevation view.  
 All features shown in broken lines are not part of the design sought to be patented.

**1 Claim, 6 Drawing Sheets**

(56) **References Cited**

**U.S. PATENT DOCUMENTS**

- 455,910 A 7/1891 Gordon
- 577,362 A 2/1897 Ettinger
- 749,232 A 1/1904 Shaw
- 1,033,194 A 7/1912 Robinson
- 1,239,373 A 9/1917 Farmer et al.
- 1,273,200 A 7/1918 Symonds
- 2,116,863 A 5/1938 Dinley
- 2,397,655 A 4/1946 Francis
- 2,586,145 A 2/1952 Breuer et al.
- 2,655,408 A 10/1953 Williams
- 2,661,225 A 12/1953 Lyon
- 2,814,529 A 11/1957 Arnt
- 2,975,805 A \* 3/1961 Horn ..... 239/508
- 3,861,419 A 1/1975 Johnson
- 3,966,121 A 6/1976 Littman
- 4,112,568 A 9/1978 Hale
- 4,247,136 A 1/1981 Fouss et al.
- 4,273,367 A 6/1981 Keeney et al.



# US D666,701 S

Page 2

---

U.S. PATENT DOCUMENTS							
5,375,891	A	12/1994	Sicotte et al.	6,041,825	A	3/2000	Smith et al.
5,387,016	A	2/1995	Joseph et al.	6,202,358	B1	3/2001	Janesky
5,511,829	A	4/1996	Sicotte et al.	6,223,777	B1	5/2001	Smith et al.
5,658,092	A	8/1997	Sweers	6,612,075	B1	9/2003	Knoop et al.
5,673,519	A *	10/1997	McCaughan ..... 52/16	D514,670	S *	2/2006	Handley ..... D23/267
5,709,051	A	1/1998	Mazziotti	7,017,614	B2 *	3/2006	Handley ..... 138/109
5,813,701	A *	9/1998	Noble ..... 285/4	7,017,949	B2	3/2006	Luft et al.
5,823,580	A	10/1998	Ungerecht	7,677,271	B2	3/2010	Boettner et al.
5,862,632	A	1/1999	Zima	2005/0155660	A1 *	7/2005	Handley ..... 138/109
5,915,735	A	6/1999	Noble	2008/0023959	A1	1/2008	Crawford
6,007,110	A	12/1999	Amatsutsu				

\* cited by examiner



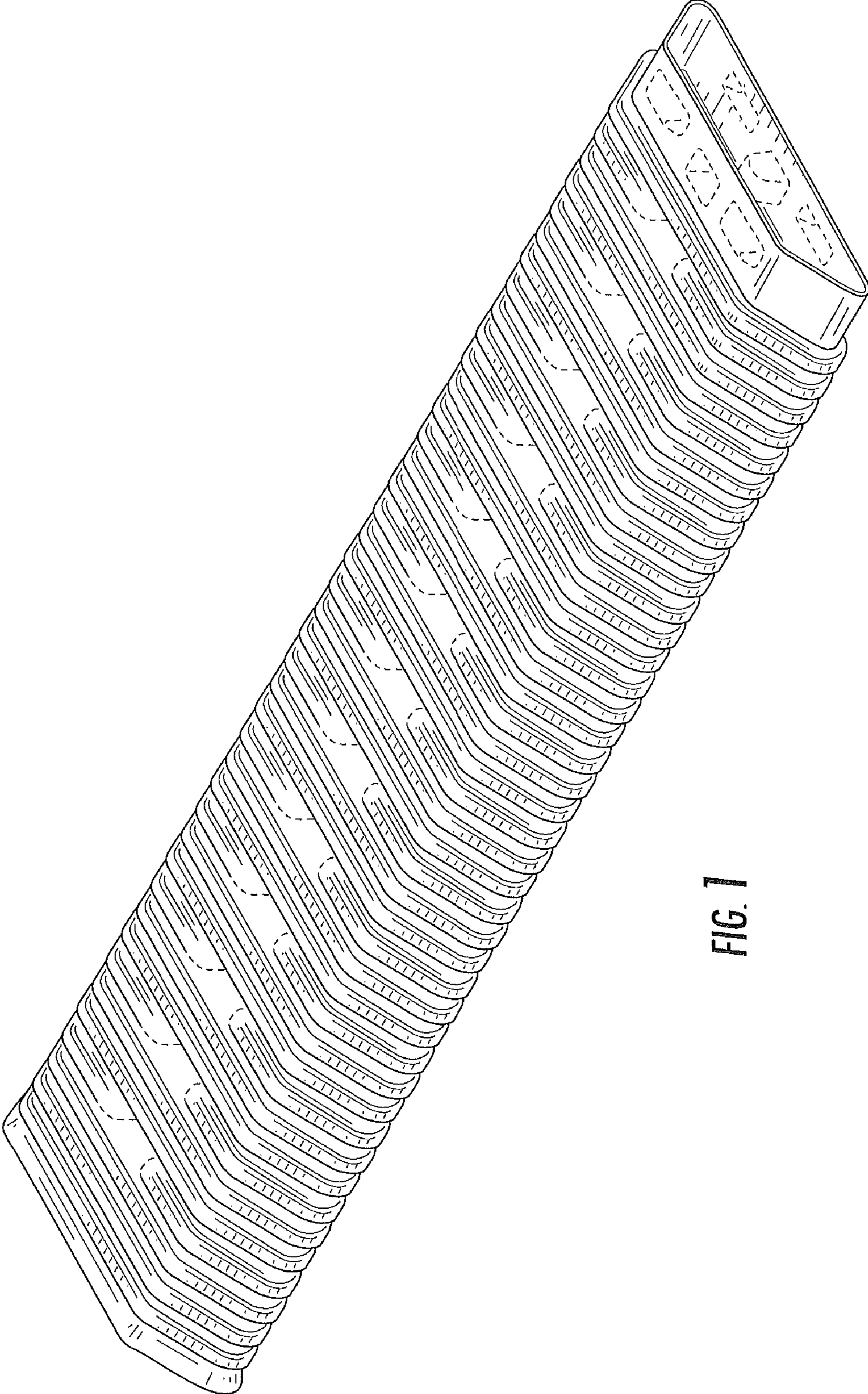


FIG. 1

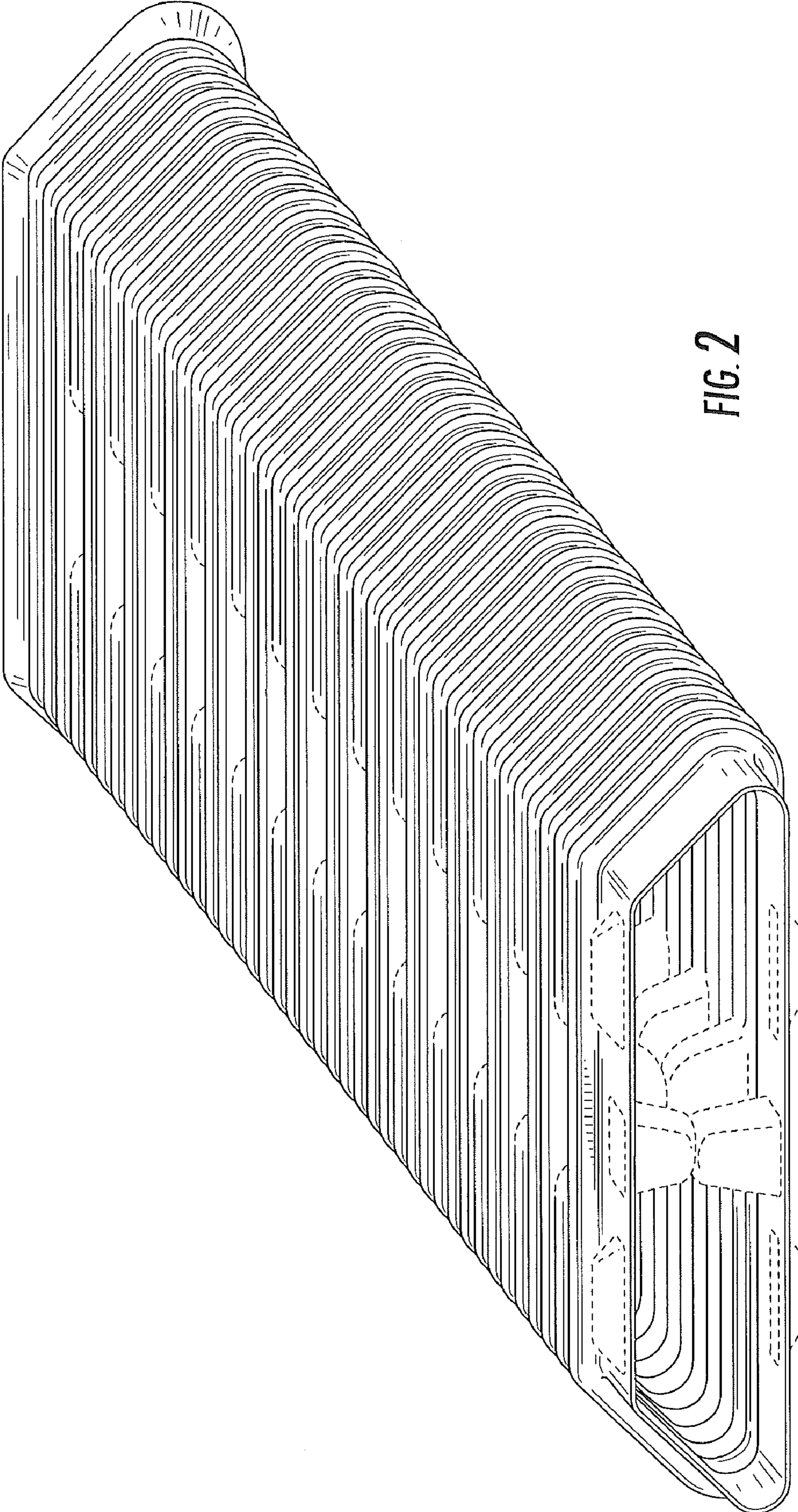


FIG. 2



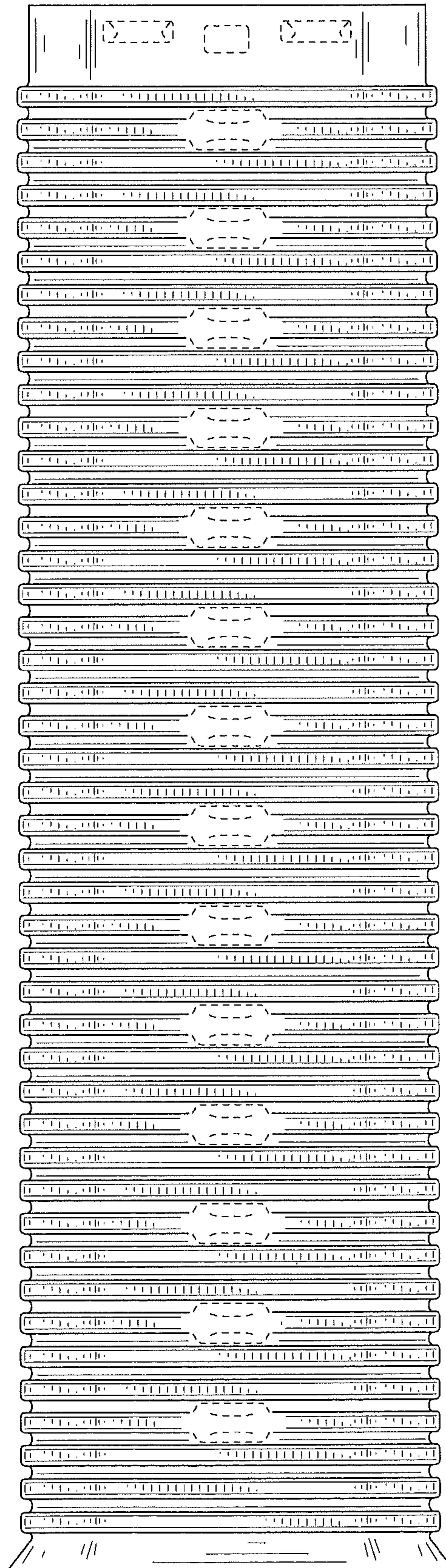


FIG. 3

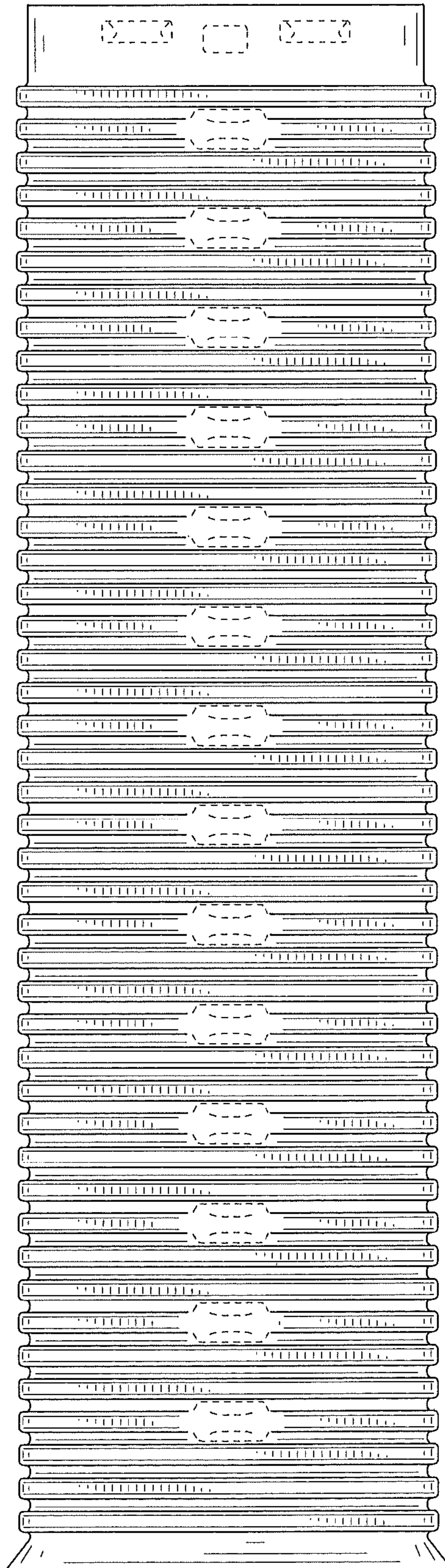


FIG. 4

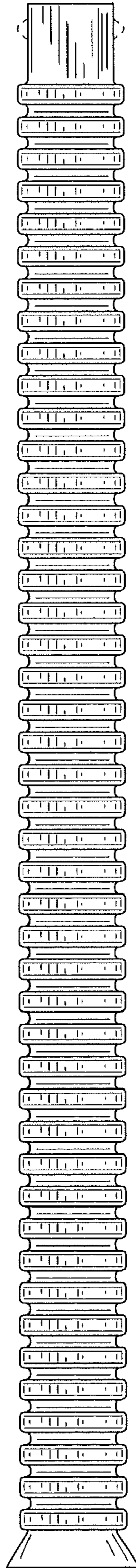
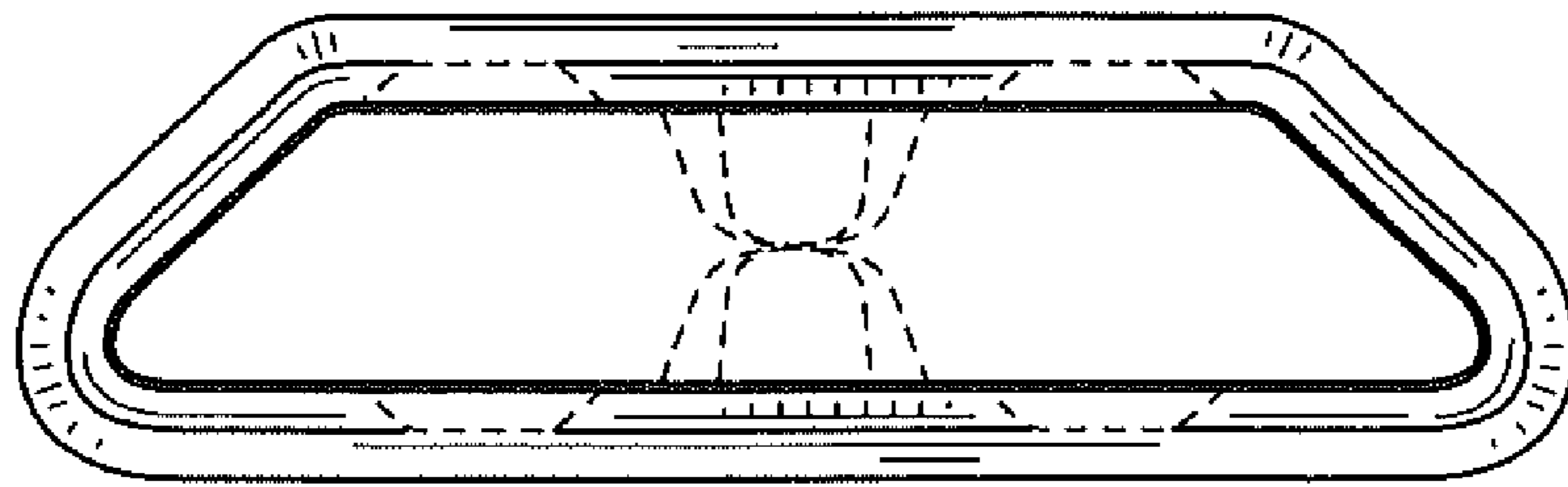
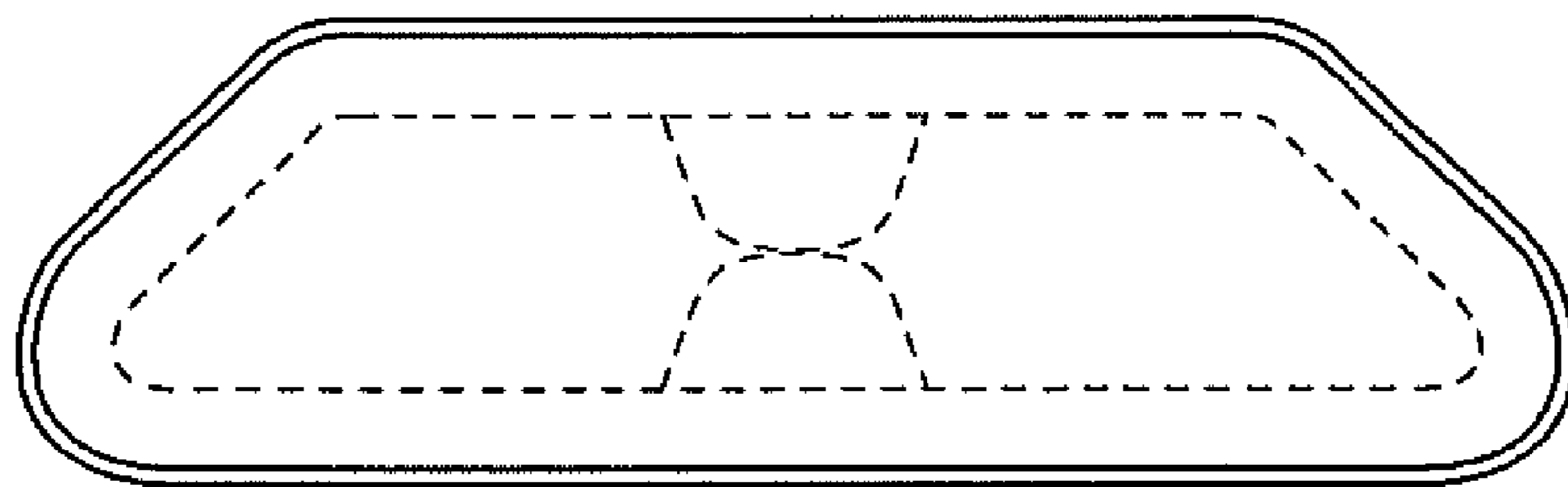


FIG. 5



**FIG. 6**



**FIG. 7**