



US00D666697S

(12) **United States Design Patent**  
**Romero**

(10) **Patent No.:** **US D666,697 S**  
(45) **Date of Patent:** **\*\* Sep. 4, 2012**

(54) **FAUCET HANDLE**

(56) **References Cited**

(75) Inventor: **Emilie Williams Romero**, Chicago, IL  
(US)

U.S. PATENT DOCUMENTS

D460,158 S \* 7/2002 Green et al. .... D23/252  
D521,115 S \* 5/2006 Koury et al. .... D23/252  
D648,424 S \* 11/2011 Gilbert ..... D23/254

\* cited by examiner

(73) Assignee: **Masco Corporation of Indiana**,  
Indianapolis, IN (US)

*Primary Examiner* — Robert Delehanty  
(74) *Attorney, Agent, or Firm* — Edgar A. Zarins; Nirav D.  
Parikh; Lora J. Graentzdoerffer

(\*\*) Term: **14 Years**

(57) **CLAIM**  
The ornamental design for a faucet handle, as shown and  
described.

(21) Appl. No.: **29/412,116**

**DESCRIPTION**

(22) Filed: **Jan. 31, 2012**

FIG. 1 is a perspective view of a faucet handle showing my  
new design;  
FIG. 2 is a first side view thereof, the opposite side being a  
mirror image of the side shown;  
FIG. 3 is a first end view thereof;  
FIG. 4 is a second end view thereof;  
FIG. 5 is a top plan view thereof; and,  
FIG. 6 is a bottom view thereof.


(51) **LOC (9) Cl.** ..... **23-02**

(52) **U.S. Cl.** ..... **D23/252**

(58) **Field of Classification Search** ..... D23/238–242,  
D23/250–252, 254; 4/675–678; 137/801,  
137/359; D8/350–353

See application file for complete search history.

**1 Claim, 1 Drawing Sheet**






Fig-1

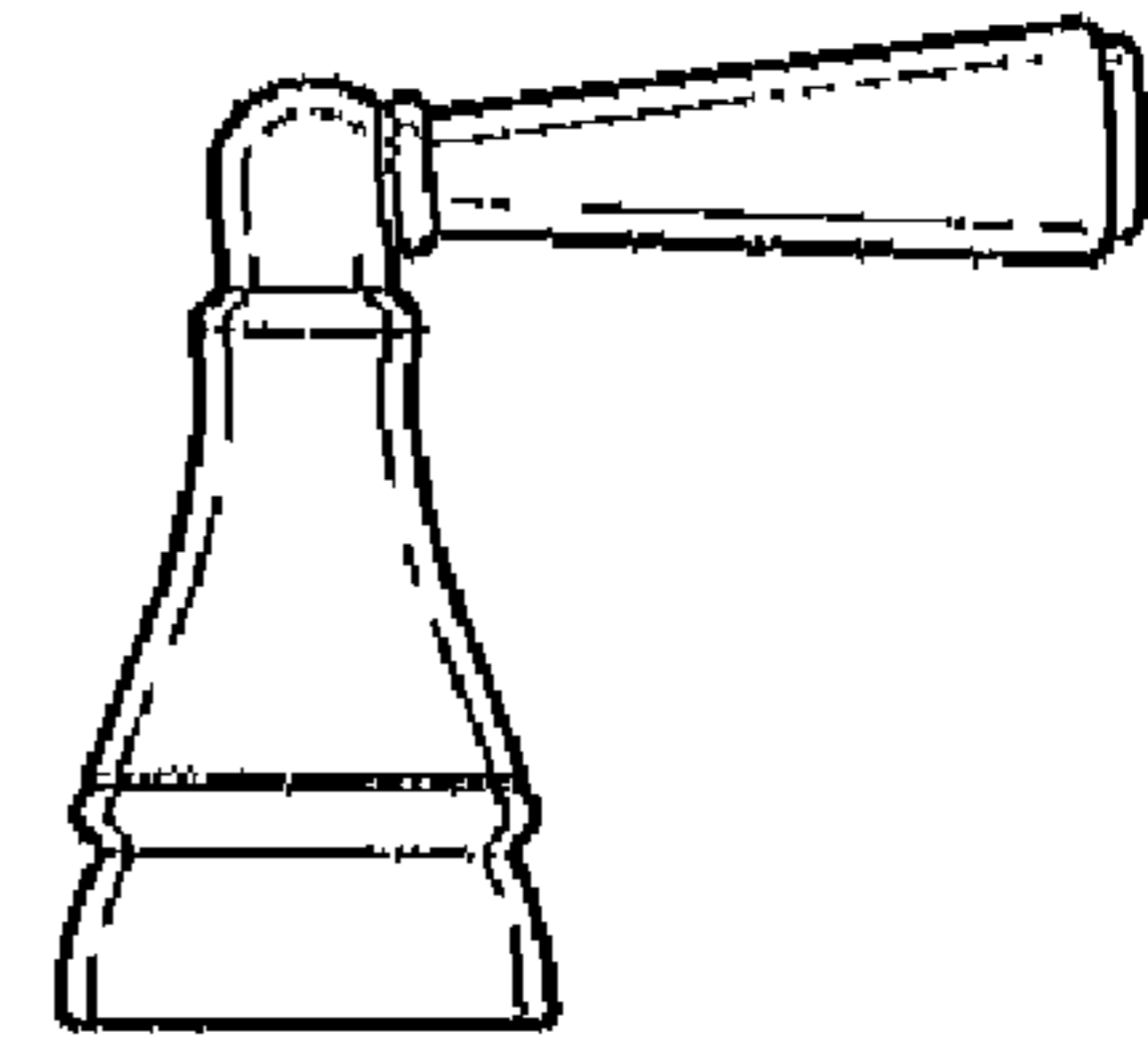


Fig-2

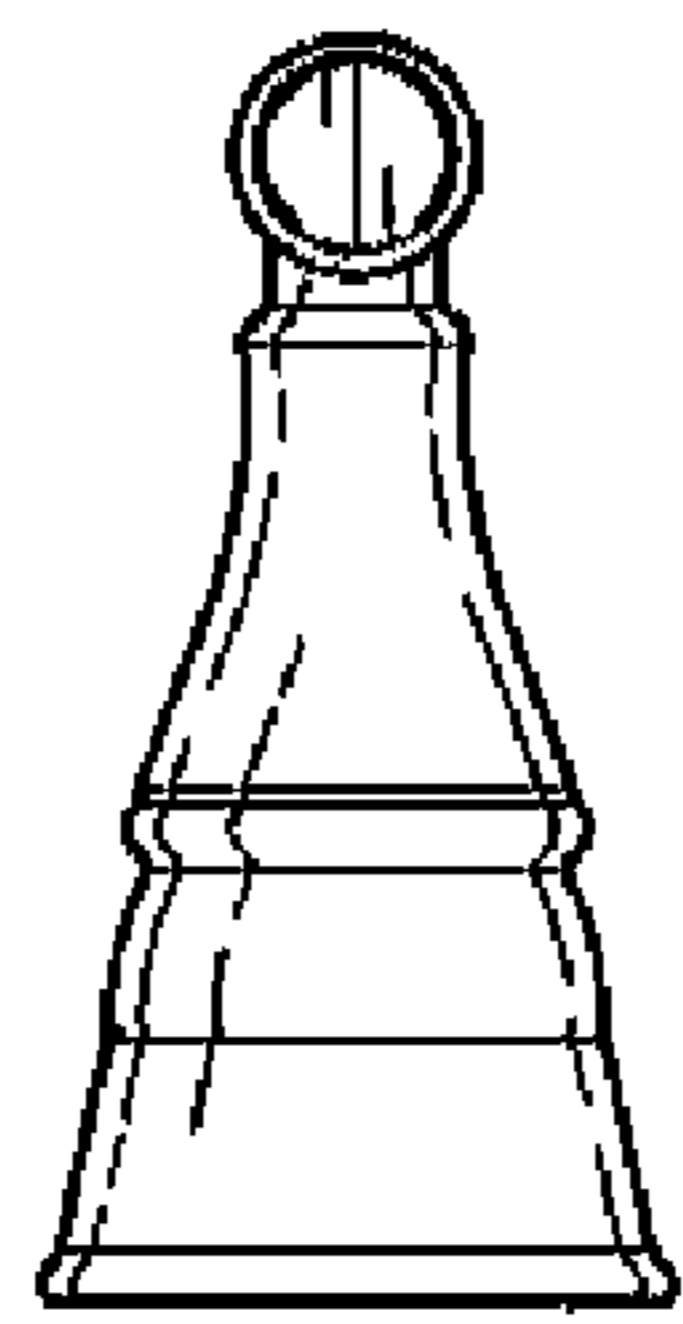


Fig-3

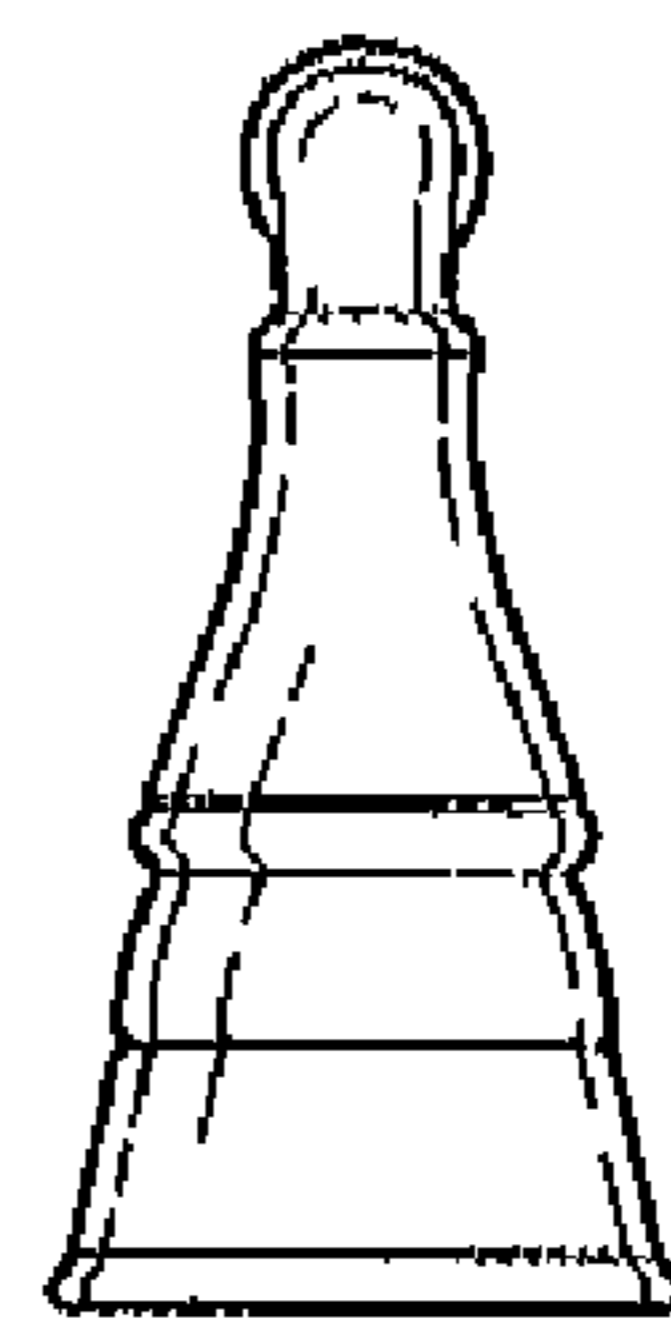


Fig-4

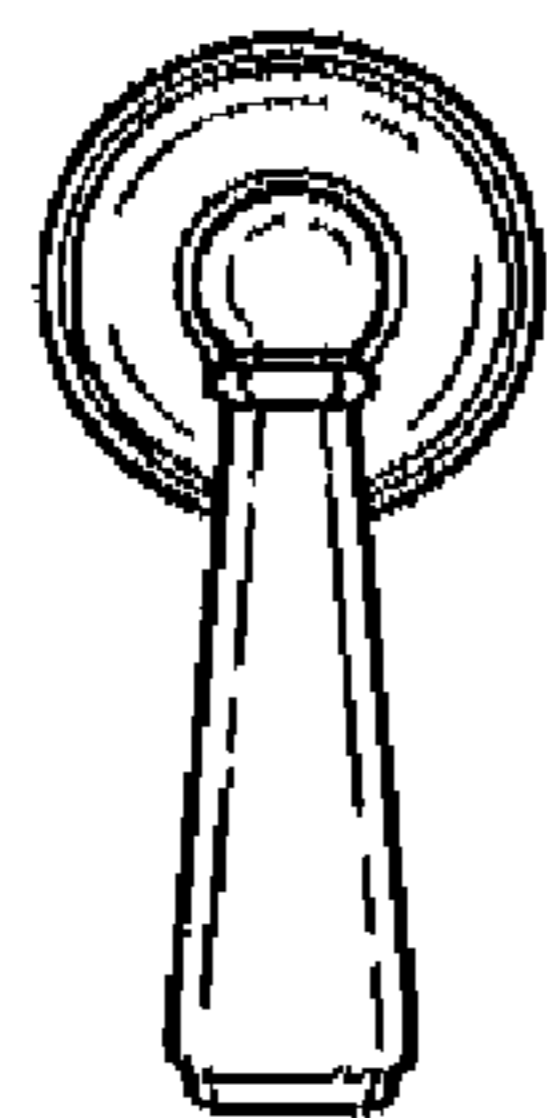


Fig-5

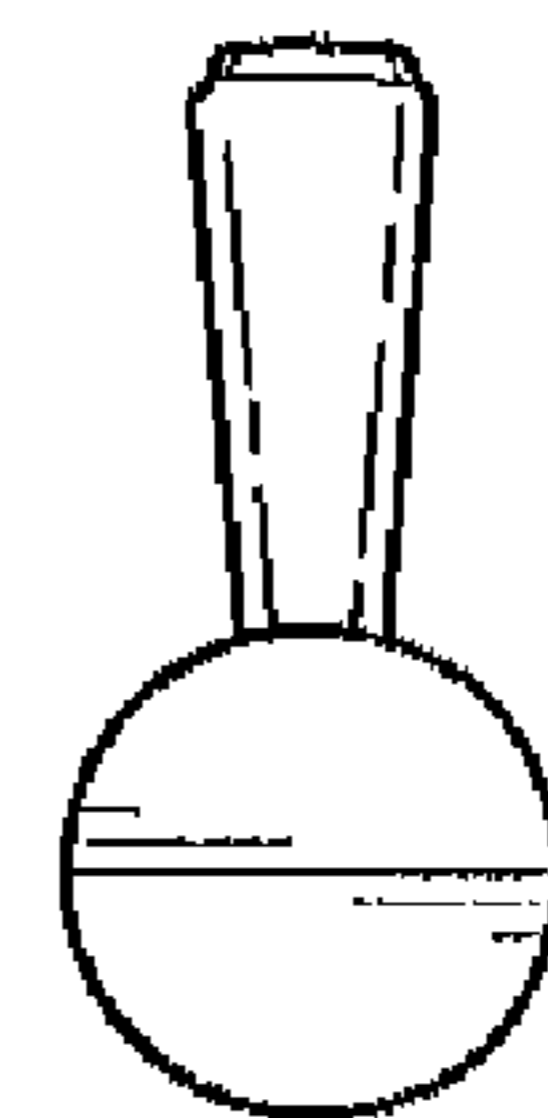


Fig-6