



US00D666676S

(12) **United States Design Patent**
Bengyak

(10) **Patent No.:** **US D666,676 S**
(45) **Date of Patent:** **** Sep. 4, 2012**

(54) **HAND SIGN**

(76) Inventor: **Christopher Edward Bengyak**, Vero Beach, FL (US)

(**) Term: **14 Years**

(21) Appl. No.: **29/374,193**

(22) Filed: **Jul. 13, 2011**

(51) **LOC (9) Cl.** **20-03**

(52) **U.S. Cl.** **D20/29; D20/33**

(58) **Field of Classification Search** D20/10,
D20/19, 29-33, 40, 99; 40/446, 538, 541,
40/584, 586; D2/615; D21/400; D11/131,
D11/157, 158

See application file for complete search history.

(56) **References Cited**

U.S. PATENT DOCUMENTS

D144,710	S	*	5/1946	Gosling	D20/33
D311,267	S	*	10/1990	Pesta	D2/869
D360,653	S	*	7/1995	McKee	D20/33
D429,285	S	*	8/2000	Schini	D20/32
D628,651	S	*	12/2010	Lake	D20/33
D633,152	S	*	2/2011	Scott	D20/33
D633,945	S	*	3/2011	Scott	D20/33
D633,946	S	*	3/2011	Scott	D20/33
D641,424	S	*	7/2011	Bengyak	D20/29
D641,791	S	*	7/2011	Scott	D20/33
D647,571	S	*	10/2011	Bengyak	D20/33
D649,597	S	*	11/2011	Malinowski	D20/33
D651,652	S	*	1/2012	Bengyak	D20/29

OTHER PUBLICATIONS

2011 Green Bay Packers Super Bowl Trophy—www.USTrends.com
http://ushottrends.com/wp-content/uploads/2011/12/super-bowl-trophy.jpg pulled from the web on Jan. 5, 2012.* Super Bowl Trophy—
SportsMemorabilia.com http://www.sportsmemorabilia.com/articles/the-super-bowl pulled from the web on Jan. 5, 2012.*

* cited by examiner

Primary Examiner — Mary Ann Calabrese

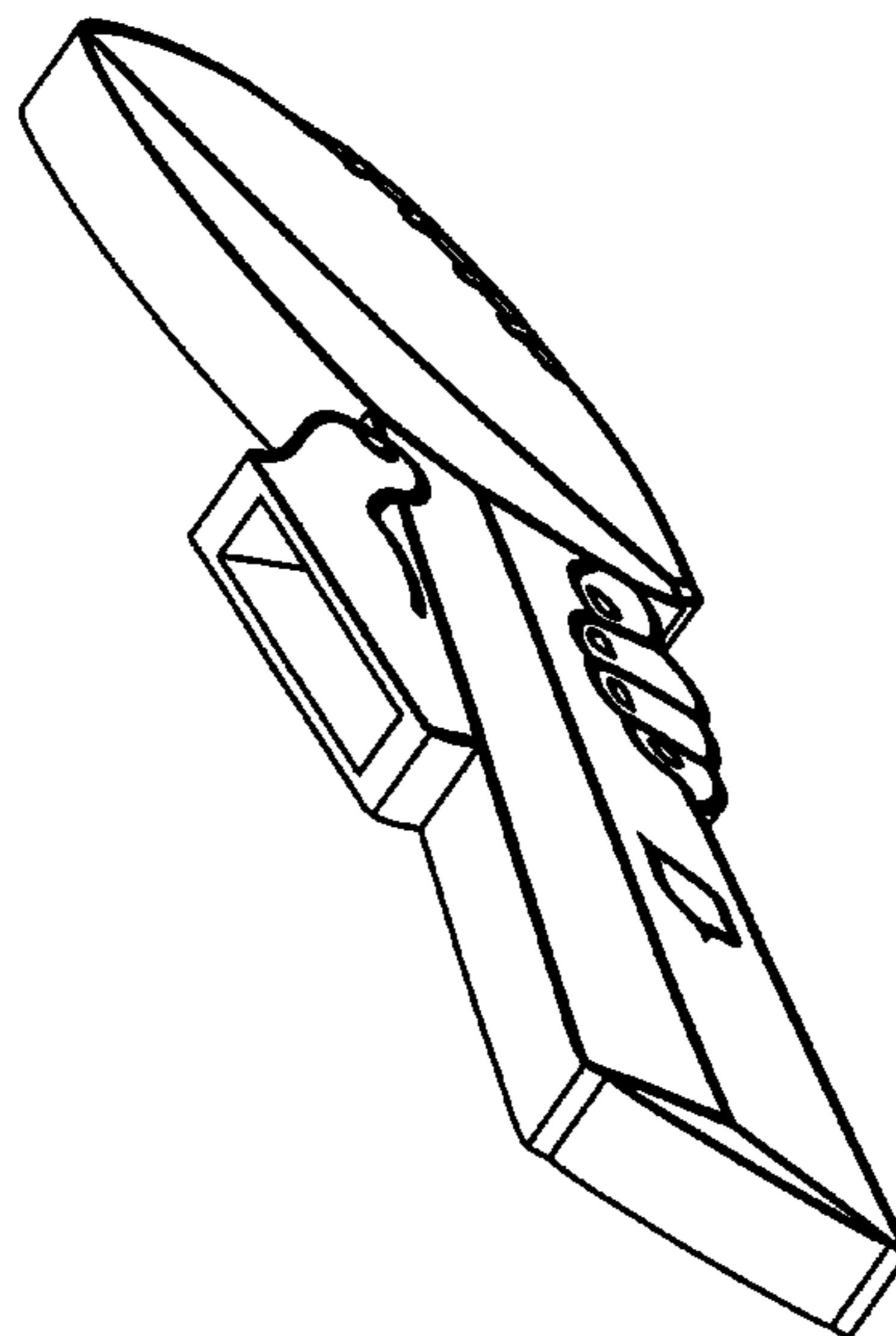
(57) **CLAIM**

The ornamental design for a hand sign, as shown and described.

DESCRIPTION

FIG. 1 is a right-side elevational view of a first embodiment of a left-hand hand sign according to the invention;
FIG. 2 is a left-side elevational view of the left-hand hand sign of FIG. 1;
FIG. 3 is a reduced scale rear elevational view of the left-hand hand sign of FIG. 1;
FIG. 4 is a reduced scale top plan view of the left-hand hand sign of FIG. 1;
FIG. 5 is a reduced scale bottom plan view of the left-hand hand sign of FIG. 1;
FIG. 6 is a reduced scale front elevational view of the left-hand hand sign of FIG. 1;
FIG. 7 is a perspective view from below the rear of the right side of the left-hand hand sign of FIG. 1;
FIG. 8 is a perspective view from above the front of the right side of the left-hand hand sign of FIG. 1;
FIG. 9 is a left-side elevational view of a second embodiment of a right-hand hand sign according to the invention;
FIG. 10 is a right-side elevational view of the right-hand hand sign of FIG. 9;
FIG. 11 is a reduced scale front elevational view of the right-hand hand sign of FIG. 9;
FIG. 12 is a reduced scale top plan view of the right-hand hand sign of FIG. 9;
FIG. 13 is a reduced scale bottom plan view of the right-hand hand sign of FIG. 9;
FIG. 14 is a reduced scale rear elevational view of the right-hand hand sign of FIG. 9;
FIG. 15 is a perspective view from below the rear of the left side of the right-hand hand sign of FIG. 9; and,
FIG. 16 is a perspective view from above the front of the left side of the right-hand hand sign of FIG. 9.

1 Claim, 10 Drawing Sheets






FIG. 1




FIG. 2



FIG. 4



FIG. 3

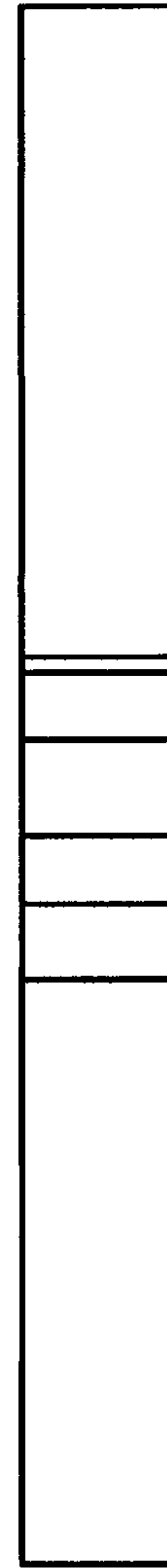


FIG. 6

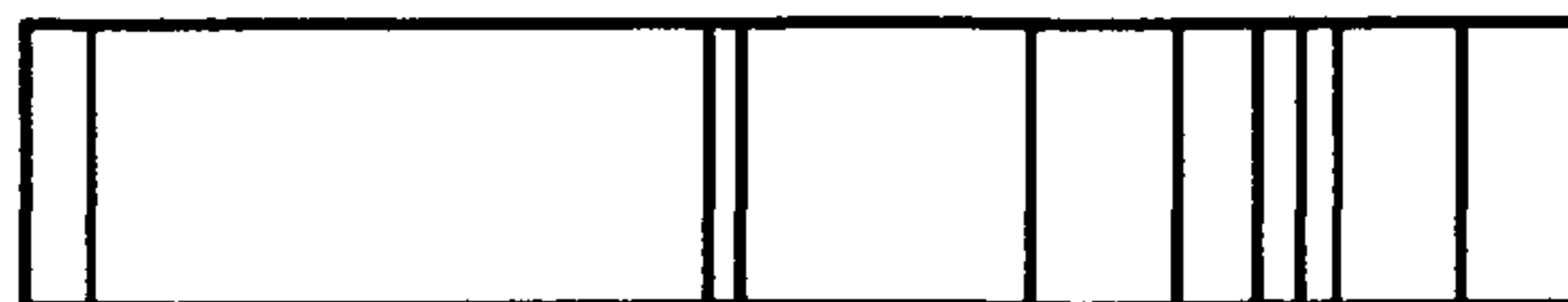


FIG. 5

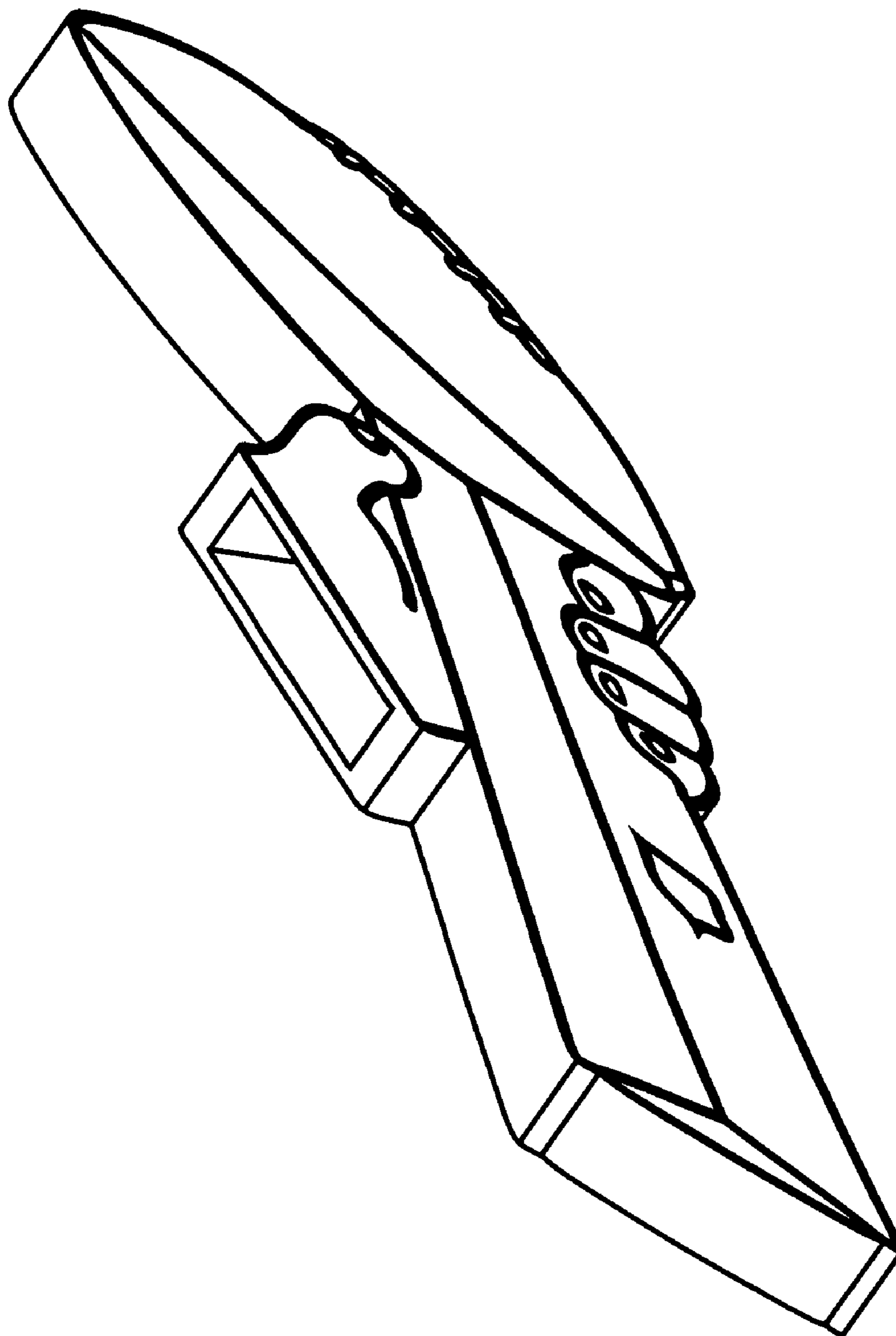


FIG. 7

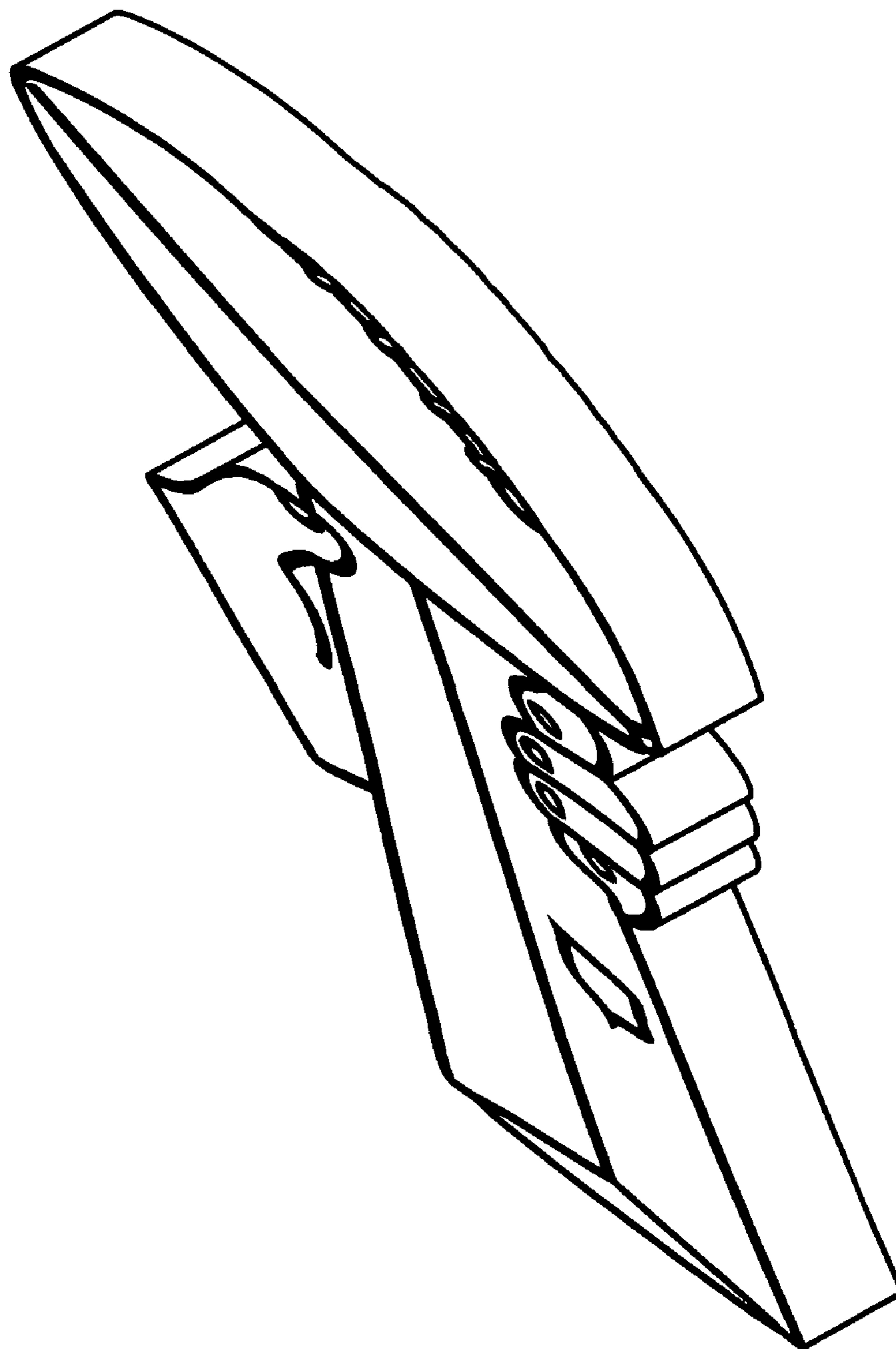


FIG. 8

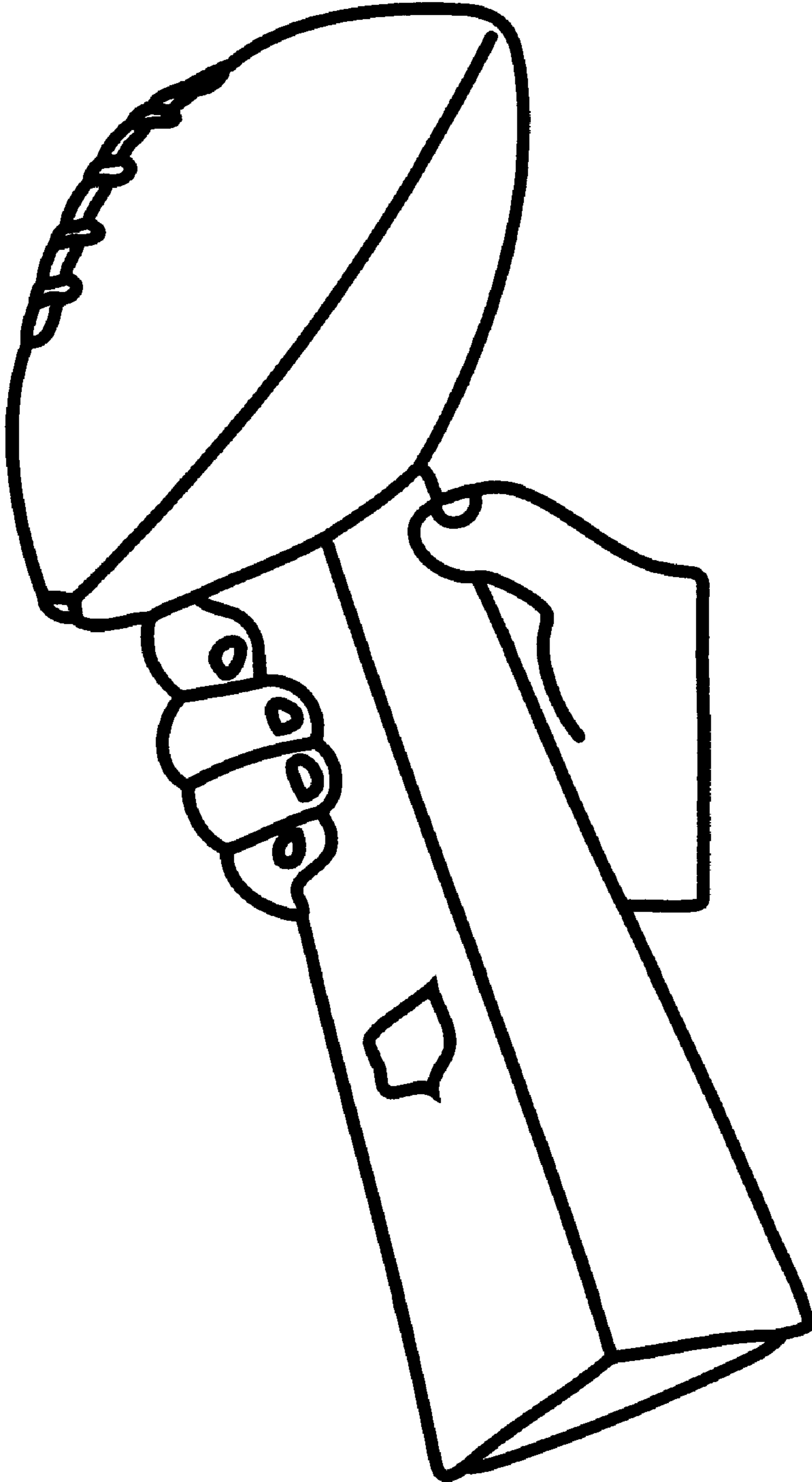


FIG. 9




FIG. 10



FIG. 12




FIG. 11

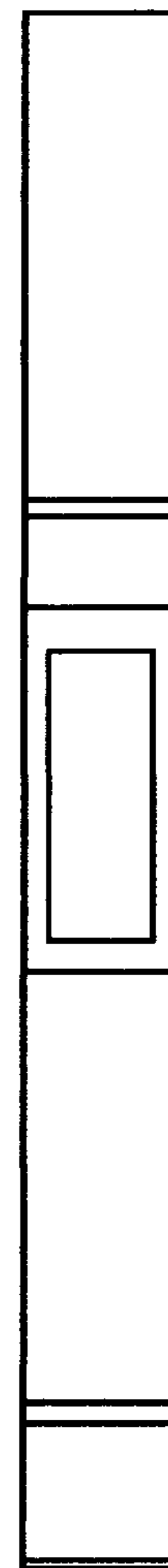


FIG. 14



FIG. 13

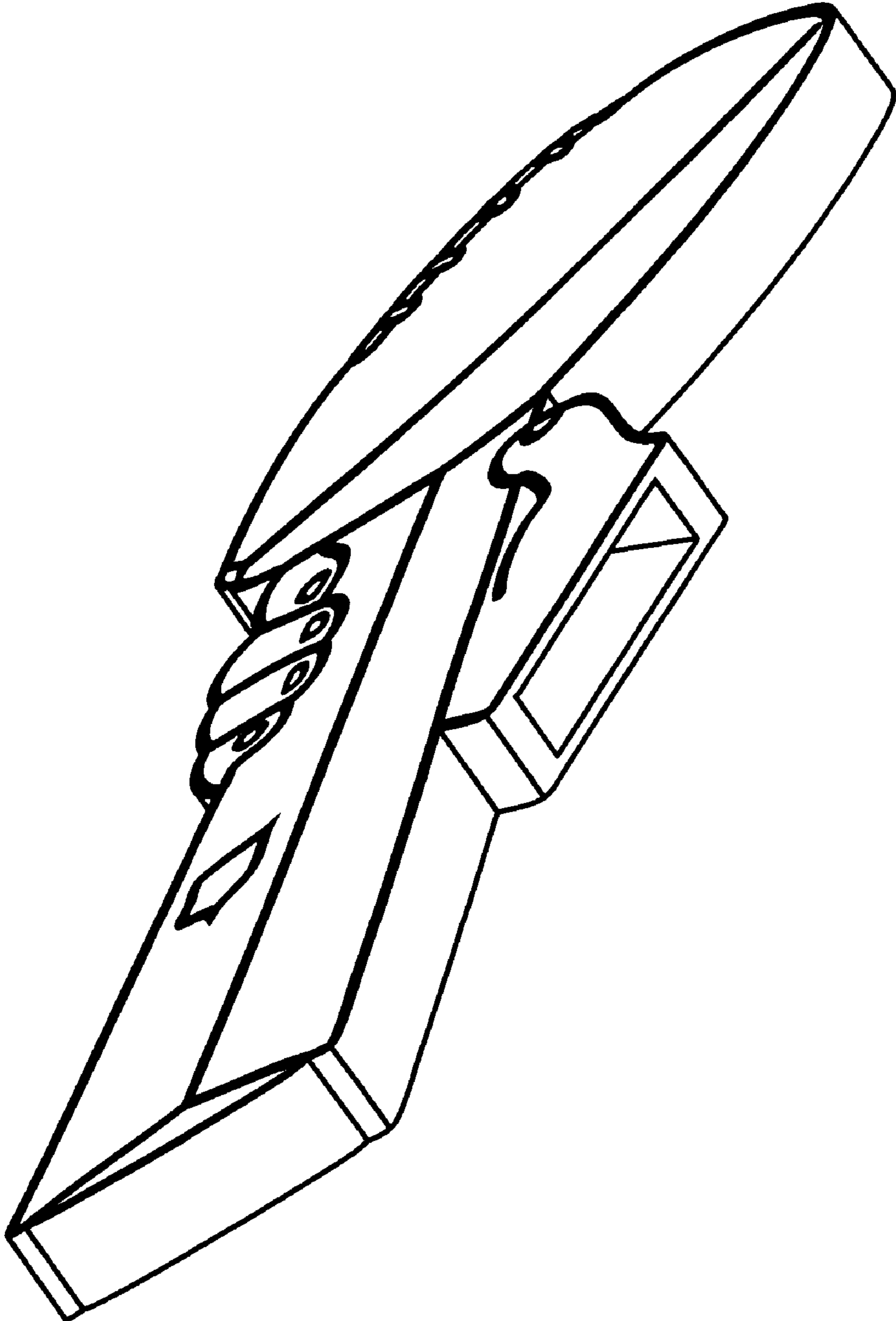


FIG. 15

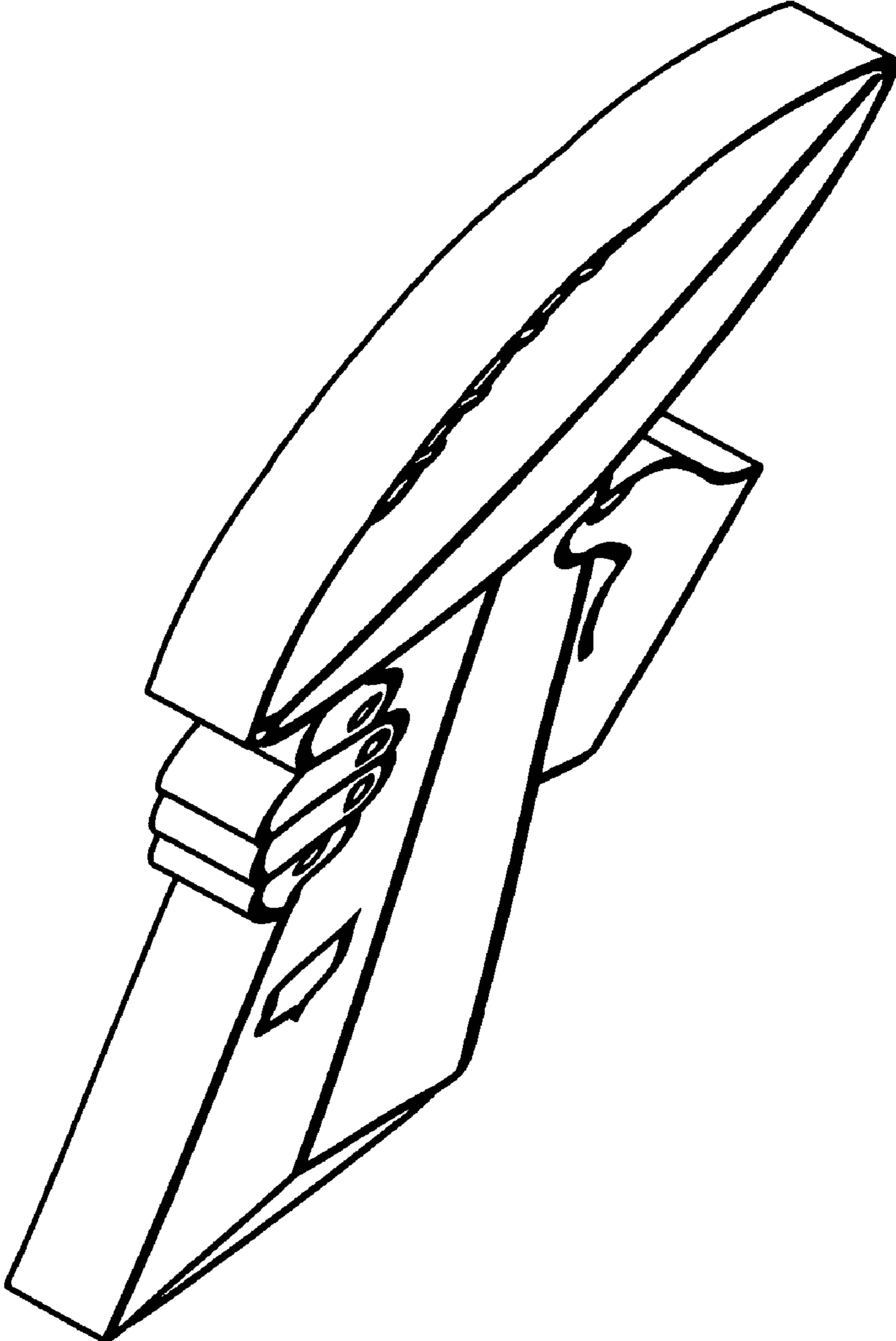


FIG. 16