

US00D666652S

(12) **United States Design Patent**
Huschka

(10) **Patent No.:** **US D666,652 S**
(45) **Date of Patent:** **** Sep. 4, 2012**

(54) **CIRCULAR EYEGLASS LENS WITH SQUARE APERTURE**

(76) Inventor: **Todd Huschka**, Madison, WI (US)

(**) Term: **14 Years**

(21) Appl. No.: **29/414,491**

(22) Filed: **Feb. 29, 2012**

Related U.S. Application Data

(62) Division of application No. 29/376,297, filed on Oct. 5, 2010, now Pat. No. Des. 655,734.

(51) **LOC (9) Cl.** **16-06**

(52) **U.S. Cl.** **D16/101; D16/306; D16/317**

(58) **Field of Classification Search** D16/101, D16/300-342; D29/109-110; D24/110.2; 351/41, 44, 51-52, 62, 158, 92, 103-123, 351/140, 153, 45-46; 2/426-432, 447-449, 2/441, 434-437, 13, 15; D21/483, 659-661
See application file for complete search history.

(56) **References Cited**

U.S. PATENT DOCUMENTS

D199,934 S	12/1964	Blair	
D256,025 S *	7/1980	Lewis	D16/317
D265,097 S *	6/1982	Lewis	D16/317
4,451,127 A	5/1984	Moffitt, Jr.	
D282,934 S *	3/1986	Marks	D16/304
5,118,178 A	6/1992	Tuckman	
D404,053 S	1/1999	Hsieh	
D408,432 S *	4/1999	Jumara	D16/315
D422,294 S *	4/2000	Venezia et al.	D16/304

D424,595 S *	5/2000	Polland	D16/315
6,174,059 B1 *	1/2001	Haley	351/41
D437,340 S	2/2001	Yeh	
D446,237 S	8/2001	Koevari	
D451,119 S	11/2001	Koevari	
D475,732 S	6/2003	Conner	
6,616,274 B1	9/2003	Sabia et al.	

* cited by examiner

Primary Examiner — Raphael Barkai

(74) *Attorney, Agent, or Firm* — Montgomery Patent & Design, LLC; Robert C. Montgomery; Joseph T. Yaksich

(57) **CLAIM**

The ornamental design for a circular eyeglass lens with a square aperture, as shown and described.

DESCRIPTION

FIG. 1 is a front environmental view of a pair of circular eyeglass lenses with a square aperture, showing my new design;

FIG. 2 is a front perspective view of a circular eyeglass lens with a square aperture;

FIG. 3 is a front view thereof;

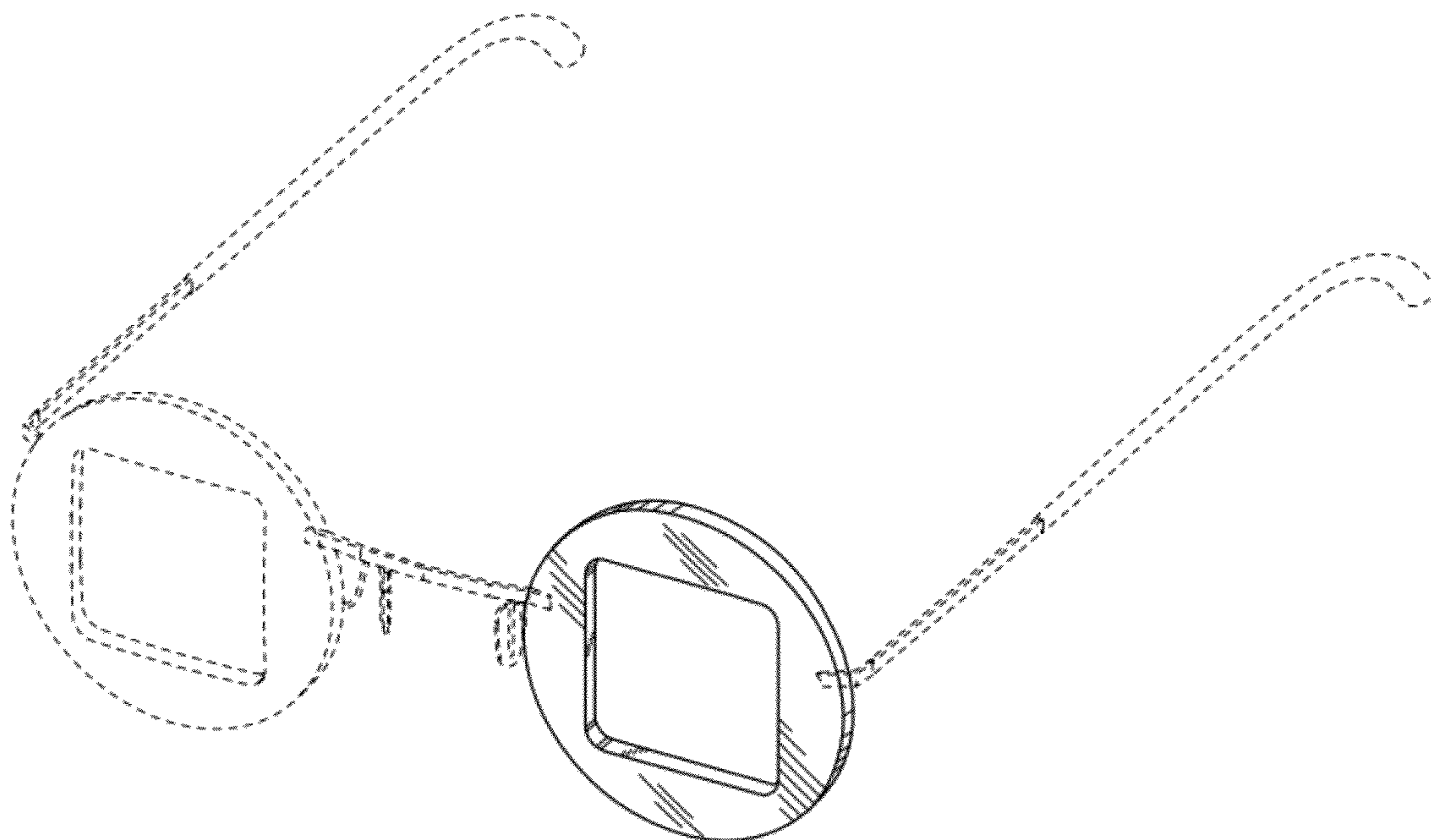
FIG. 4 is a rear view thereof;

FIG. 5 is a left side view thereof with a right side being a mirror image; and,

FIG. 6 is a top view thereof with a bottom view being a mirror image.

The broken line showing of a second circular eyeglass lens with a square aperture and an eyeglasses frame shown in FIG. 1 is for the purpose of illustrating environment and forms no part of the claimed design.

1 Claim, 5 Drawing Sheets



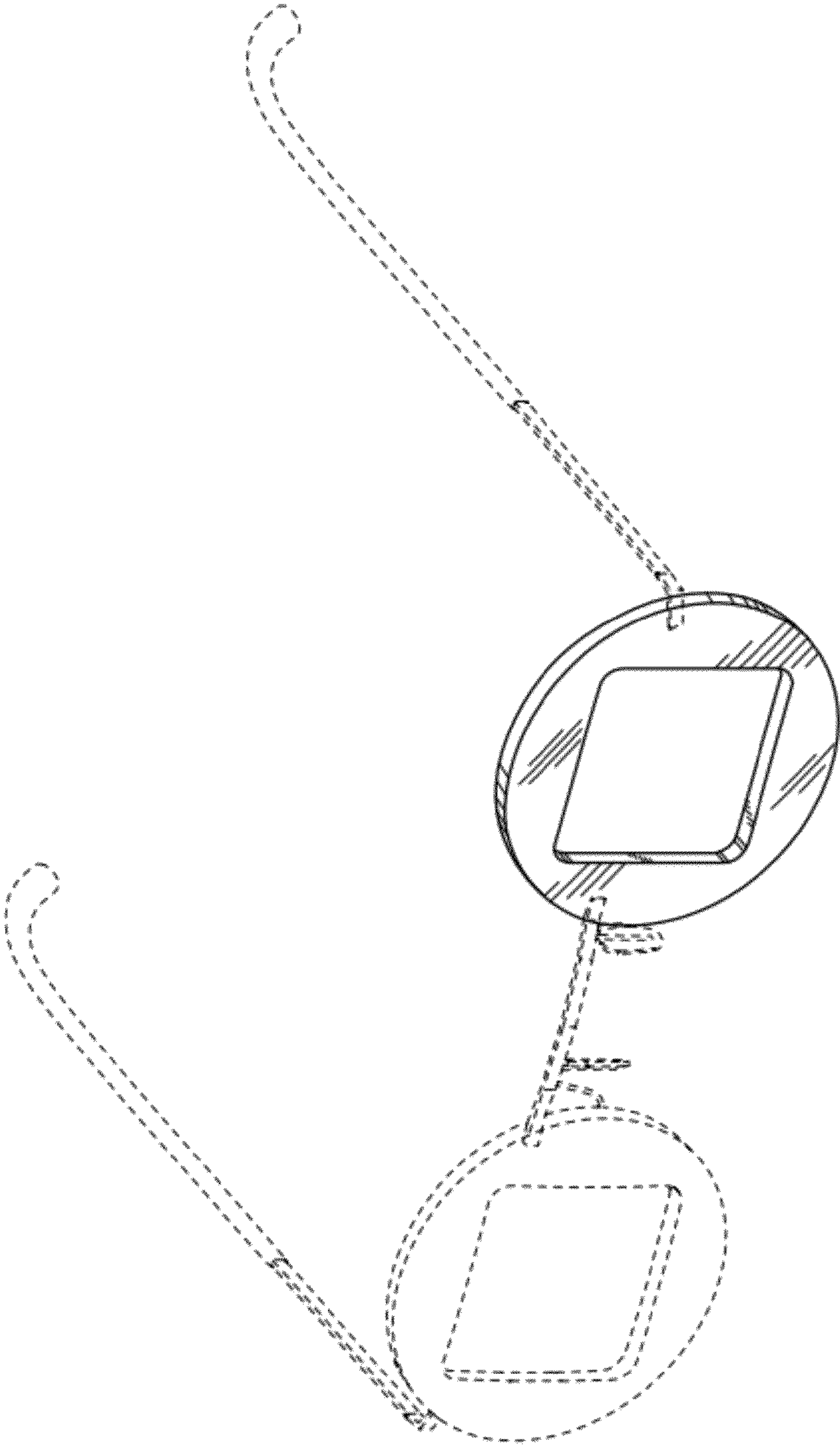


Fig. 1

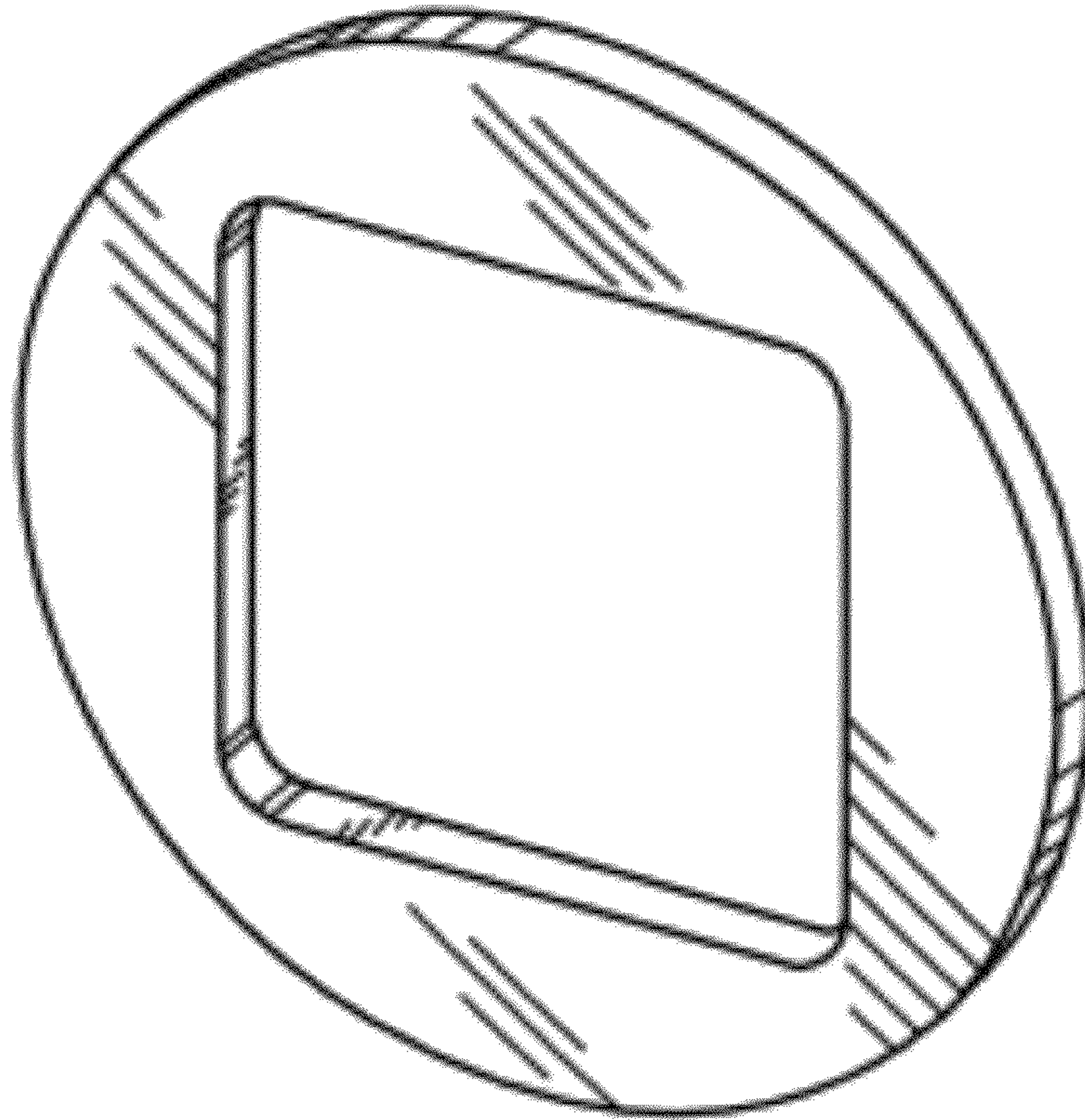


Fig. 2

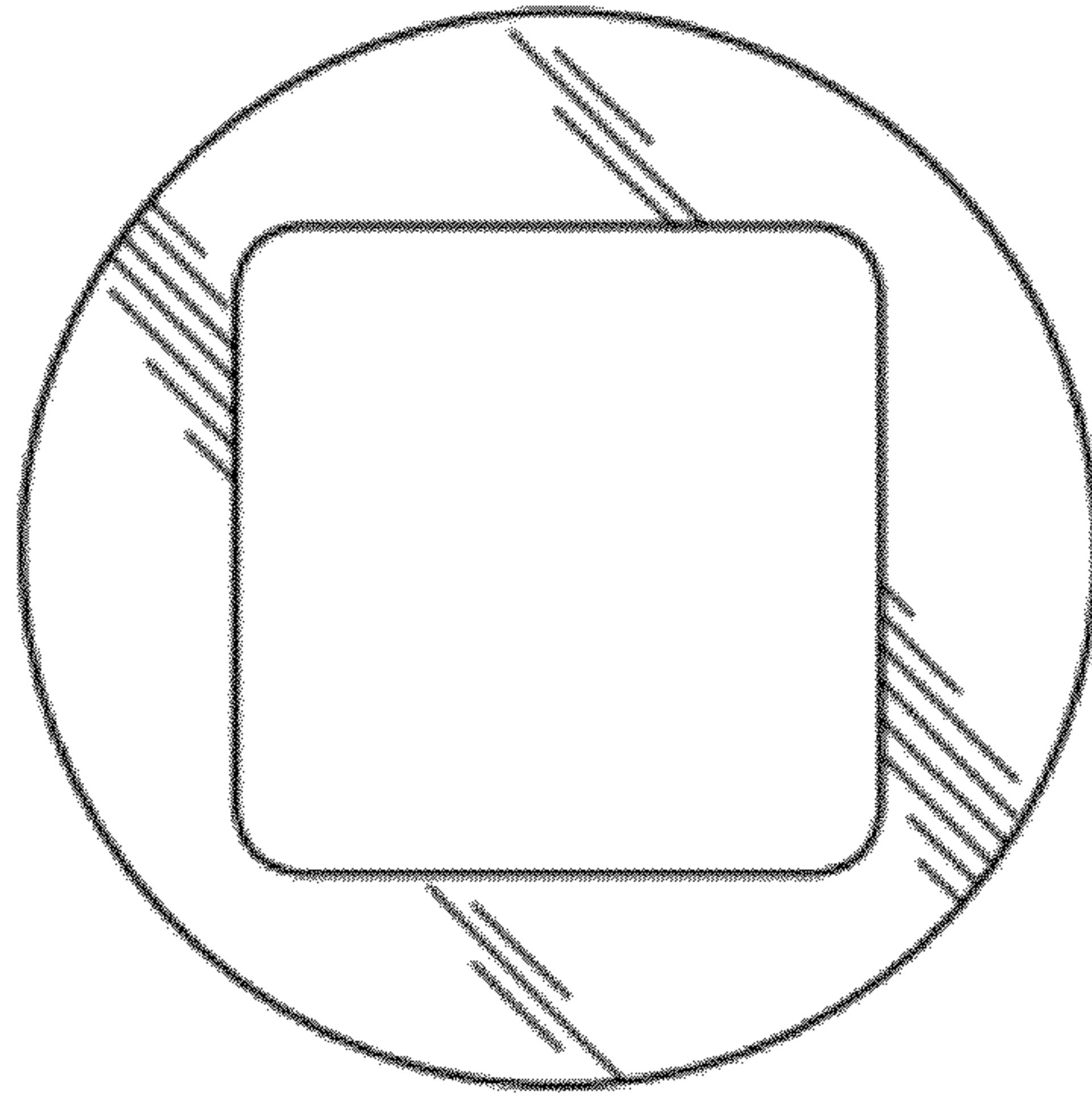


Fig. 3

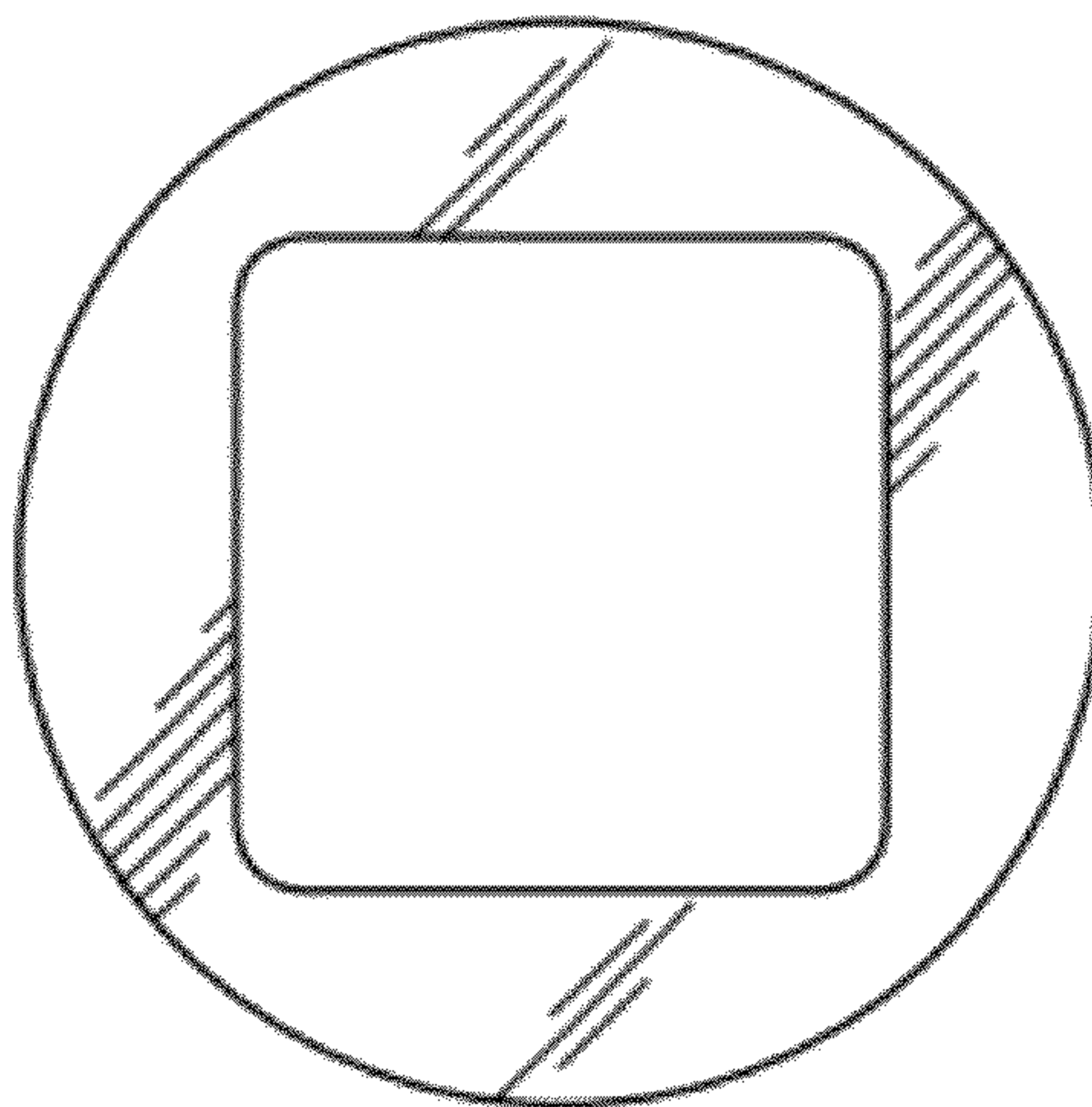


Fig. 4




Fig. 5



Fig. 6