



US00D666615S

(12) **United States Design Patent**  
**Samuel et al.**

(10) **Patent No.:** **US D666,615 S**

(45) **Date of Patent:** **\*\* Sep. 4, 2012**

(54) **DOCKING STATION FOR SMART PHONE**

(56) **References Cited**

(75) Inventors: **Philippe Samuel**, Neuilly Plaisance (FR); **Gilles Pierson**, Le Val de Geblange (FR)

U.S. PATENT DOCUMENTS

|              |         |                 |       |           |
|--------------|---------|-----------------|-------|-----------|
| D411,996 S * | 7/1999  | Yamazaki        | ..... | D14/168   |
| D452,859 S * | 1/2002  | Le Thellec      | ..... | D14/258   |
| D455,742 S * | 4/2002  | Kiai            | ..... | D14/257   |
| D489,321 S * | 5/2004  | Krieger et al.  | ..... | D13/108   |
| D509,199 S * | 9/2005  | Haase et al.    | ..... | D14/257   |
| D537,820 S * | 3/2007  | Hsu             | ..... | D14/480.1 |
| D583,371 S * | 12/2008 | Yamamoto        | ..... | D14/258   |
| D634,303 S * | 3/2011  | Beedham         | ..... | D14/217   |
| D645,464 S * | 9/2011  | Kimura          | ..... | D14/257   |
| D656,502 S * | 3/2012  | Cacioppo et al. | ..... | D14/453   |

(73) Assignee: **PSB Investissement (A French Company)**, Rosny Sous Bois (FR)

(\*\*) Term: **14 Years**

\* cited by examiner

(21) Appl. No.: **29/412,610**

(22) Filed: **Feb. 6, 2012**

*Primary Examiner* — Raphael Barkai  
*Assistant Examiner* — Randall Gholson

**Related U.S. Application Data**

(62) Division of application No. 29/365,234, filed on Jul. 6, 2010, now Pat. No. Des. 656,933.

(74) *Attorney, Agent, or Firm* — Christie, Parker & Hale, LLP

(57) **CLAIM**

The ornamental design for docking station for smart phone, as shown and described.

(51) **LOC (9) Cl.** ..... **14-03**

(52) **U.S. Cl.** ..... **D14/258**

(58) **Field of Classification Search** ..... D14/258,  
D14/257, 224, 217, 198, 197, 188, 17, 170,  
D14/168, 167, 164, 162, 161, 160, 157, 156,  
D14/136, 135, 415, 418, 400, 195; 720/691,  
720/658, 270; 455/344, 575.1; 396/434,  
396/93; 386/1; 369/75.1; 360/47, 4; 359/550,  
359/258; 349/460, 159, 10

**DESCRIPTION**

FIG. 1 is a front perspective view of the docking station.  
FIG. 2 is a top view of the docking station, the bottom view being a mirror image.  
FIG. 3 is a front view of the docking station.  
FIG. 4 is a rear view of the docking station.  
FIG. 5 is a left view of the docking station; and,  
FIG. 6 is a right view of the docking station.  
All connectors shown in phantom do not form part of the claimed design.

See application file for complete search history.

**1 Claim, 4 Drawing Sheets**

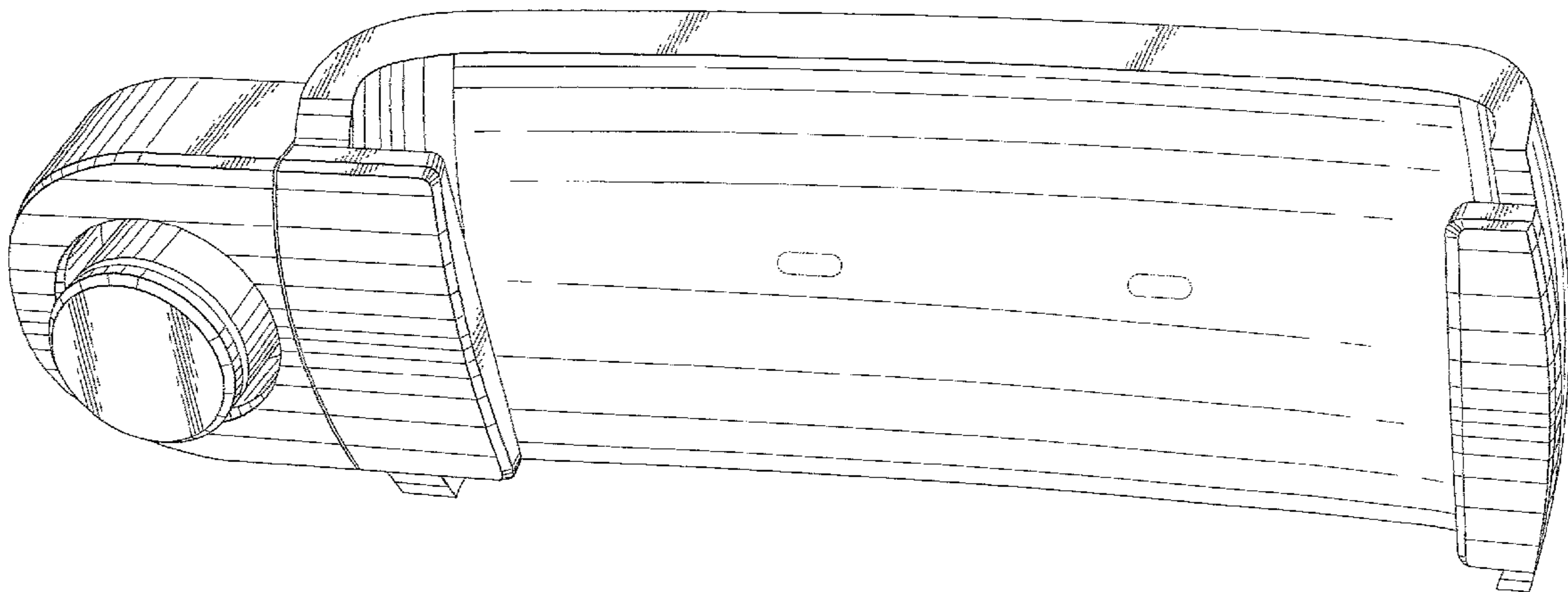



FIG. 1



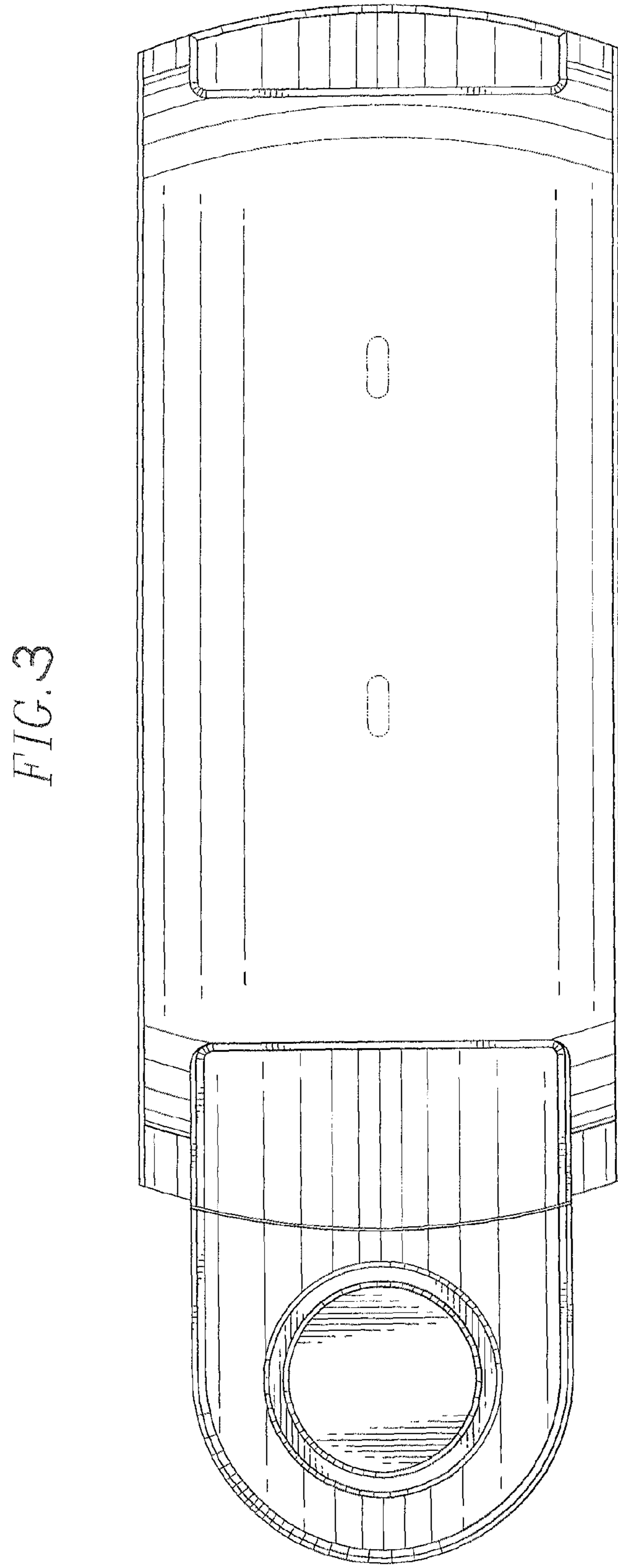
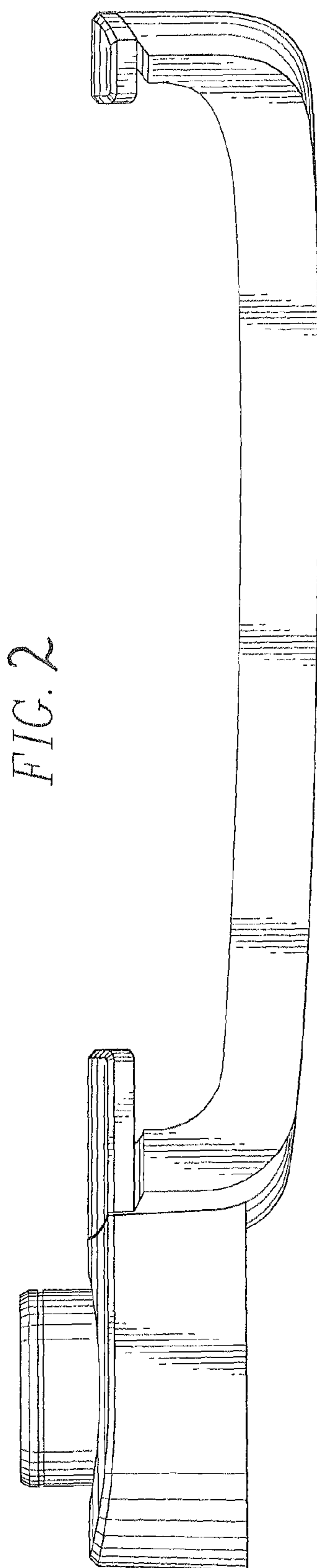


FIG. A




FIG. 6

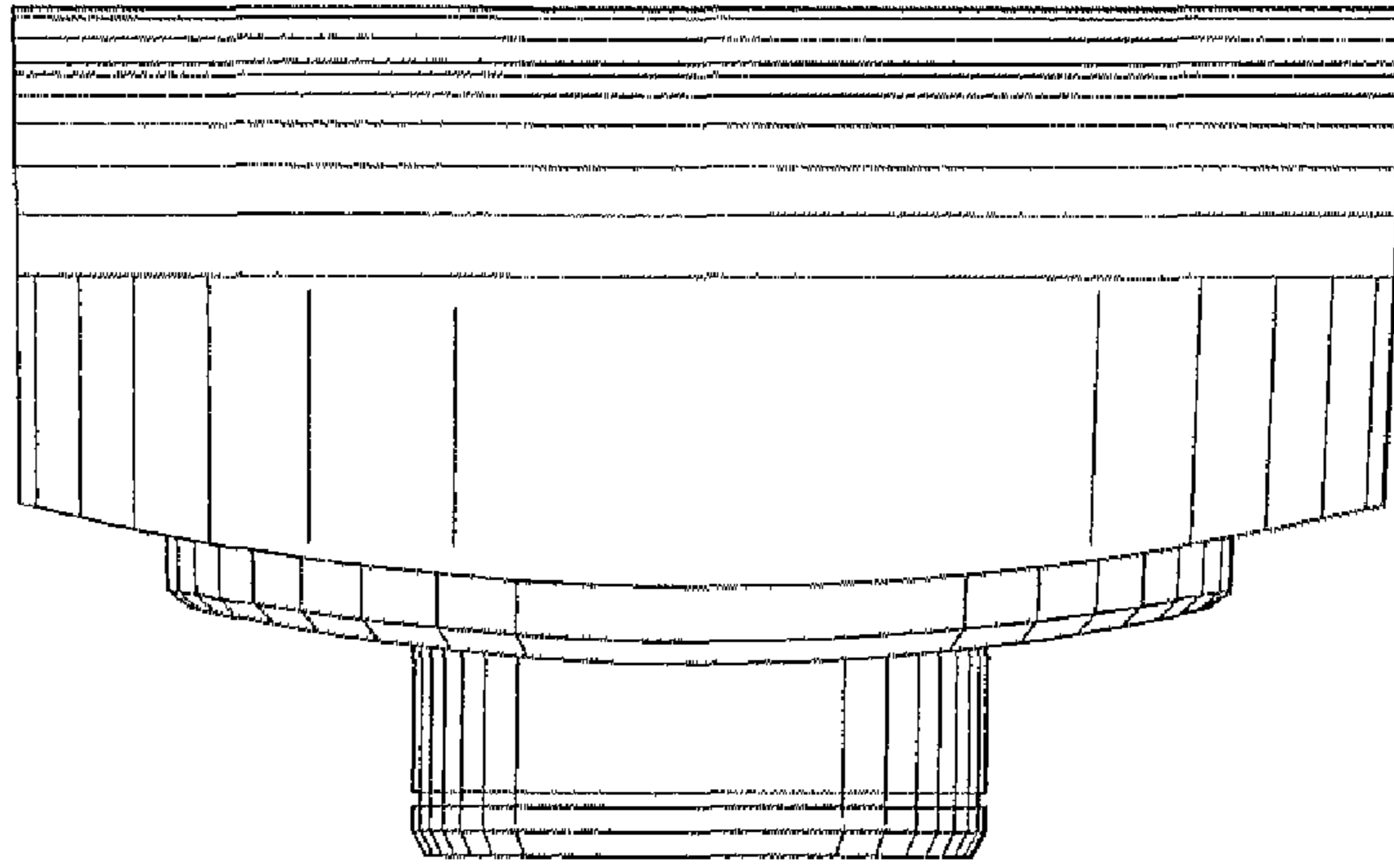


FIG. 5

