



US00D666596S

(12) **United States Design Patent**
Li

(10) **Patent No.:** **US D666,596 S**
(45) **Date of Patent:** **** Sep. 4, 2012**

(54) **COVER OF AN ELECTRONIC DEVICE
HAVING SURFACE ORNAMENTATION**

667,444 A * 2/1901 Kyle 428/38
D48,229 S * 11/1915 Reybet D5/62
D52,191 S * 7/1918 Post D5/32

(75) Inventor: **Bin Li**, Shenzhen (CN)

(Continued)

(73) Assignee: **FIH (Hong Kong) Limited**, Kowloon
(HK)

OTHER PUBLICATIONS

Rosette Pattern, posted on Jun. 17, 2009, <URL:http://coreldraw.com/forums/t/13794.aspx>, retrieved from the internet on Jun. 17, 2012.*

(**) Term: **14 Years**

(21) Appl. No.: **29/415,544**

(Continued)

(22) Filed: **Mar. 12, 2012**

Primary Examiner — Carla Jobe Wright

(51) **LOC (9) Cl.** **14-03**

(74) *Attorney, Agent, or Firm* — Altis Law Group, Inc.

(52) **U.S. Cl.** **D14/248**

(58) **Field of Classification Search** D14/248,
D14/138 R, 138 AA, 138 AB, 138 AC, 138 AD,
D14/138 C, 138 G, 203.7, 341–347, 250,
D14/440, 140, 240, 251–253, 439, 299, 238.1,
D14/217, 218, 168–169, 172, 496, 247, 203;
D3/201, 218, 269, 273, 301, 303, 248; D21/458;
455/575.1, 575.3, 575.4, 575.8, 556.1, 556.2;
D25/103, 110, 111, 117, 118, 145, 154, 155,
D25/156, 157, 158; D5/2, 3, 4, 7, 19, 23,
D5/24, 32, 36, 39, 46, 48, 55, 56, 66, 99,
D5/37–38, 41, 58–63, 1, 47, 26, 20, 57, 53,
D5/12, 17, 11, 49, 5, 8, 27, 64, 65; D13/103,
D13/108, 107; D6/595, 596, 601, 602, 603,
D6/610, 611, 612, 616, 617, 621, 622, 615,
D6/585; D11/22, 96, 131, 132, 140, 1, 125;
D32/40; D12/213; 15/215; 428/30, 38;
52/506.06, 316; D1/104, 105, 108; D2/741;
D24/208; D29/108

(57) **CLAIM**

The ornamental design for a cover of an electronic device having surface ornamentation, as shown and described.

DESCRIPTION

The present application is related to copending U.S. patent applications Ser. Nos. 29/415,540, 29/415,541, 29/415,542, 29/415,543, each entitled “Cover of an Electronic Device Having Surface Ornamentation”, by Bin Li. These applications have the same assignee as the present application and have been concurrently filed herewith. The above-identified applications are incorporated herein by reference.

FIG. 1 is a perspective view of a cover of an electronic device having surface ornamentation showing my new design;

FIG. 2 is a front elevational view thereof;

FIG. 3 is a left side elevational view thereof; and,

FIG. 4 is an enlarged fragmentary view thereof showing circled portion 4 in FIG. 2.

In FIGS. 1-3, the evenly segmented broken lines indicate portions of the cover of an electronic device having surface ornamentation that form no part of the claimed design. In FIGS. 2 and 4, the unevenly segmented broken lines indicate the portion of the design that is shown on an enlarged scale in FIG. 4. The broken lines form no part of the claimed design.

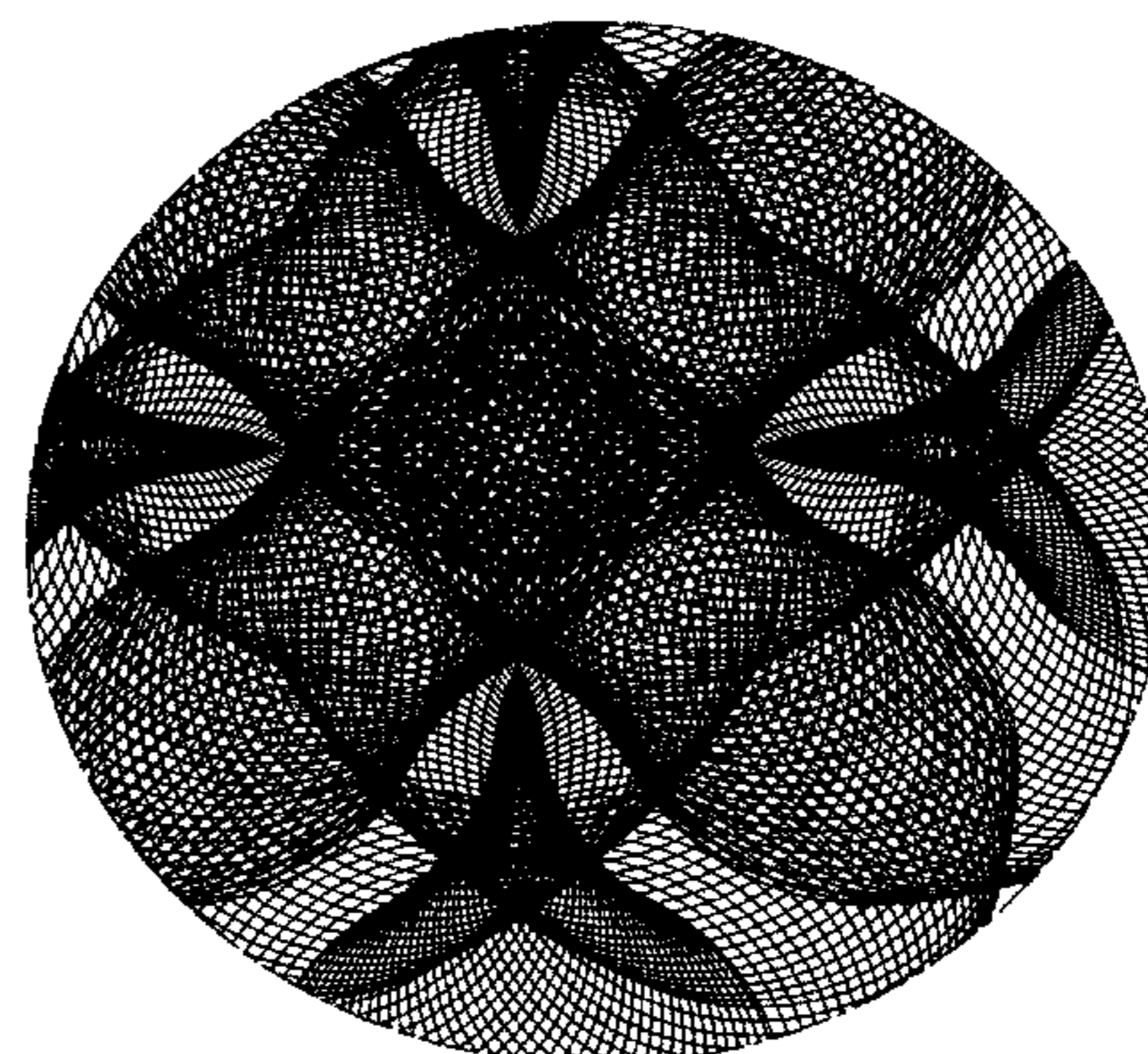
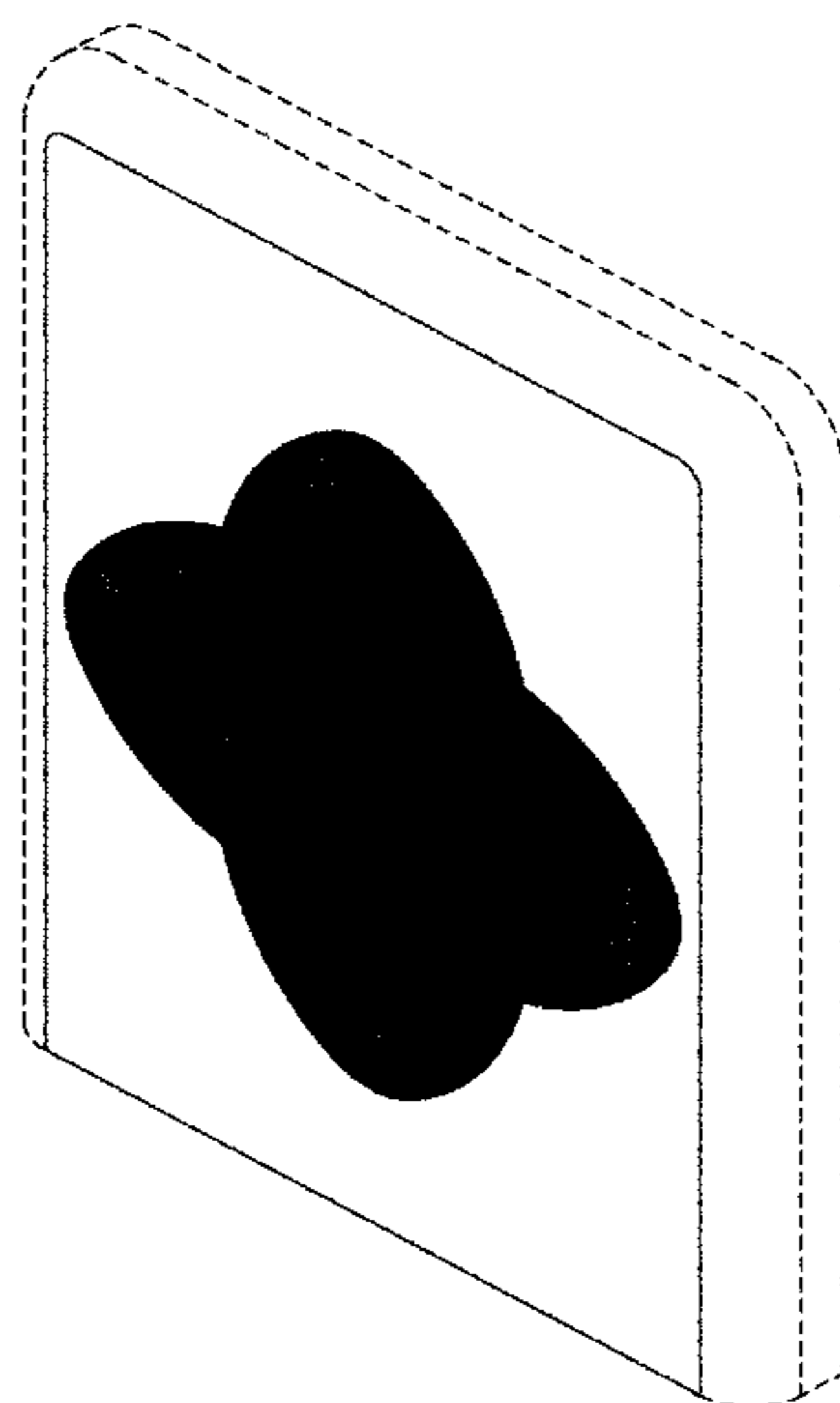
See application file for complete search history.

(56) **References Cited**

U.S. PATENT DOCUMENTS

D8,737 S * 10/1875 Steinhaus D5/66
245,772 A * 8/1881 Boshardt 428/12
420,293 A * 1/1890 Bowers 52/506.06

1 Claim, 4 Drawing Sheets



US D666,596 S

Page 2

U.S. PATENT DOCUMENTS

D75,709 S * 7/1928 Bach D25/155
D78,199 S * 4/1929 Erhard D5/59
D86,119 S * 2/1932 Griffith D25/158
D96,098 S * 7/1935 Erpf D5/19
D139,726 S * 12/1944 Rosenstein D5/20
D141,617 S * 6/1945 Scheurmann D5/64
D149,373 S * 4/1948 Paessler D5/66
D180,581 S * 7/1957 Carver D25/158
D194,454 S * 1/1963 Smith D25/154
D366,945 S * 2/1996 Cowen D25/145
D505,652 S * 5/2005 Sargent D12/213
6,932,007 B1 * 8/2005 Beauchamp 112/117

D546,346 S * 7/2007 Miyamori et al. D14/496
D612,842 S * 3/2010 Anderson D14/248
D641,276 S * 7/2011 Greppi D11/1
D644,346 S * 8/2011 Sterijevski et al. D25/158
D652,008 S * 1/2012 Kim et al. D14/138 G
D654,902 S * 2/2012 Chung D14/138 AD
D658,083 S * 4/2012 Ghirardi et al. D11/1

OTHER PUBLICATIONS

Mandala, <URL:<http://rhodiadrive.com/tag/mandala/>>, retrieved from internet on Jun. 17, 2012.*

* cited by examiner

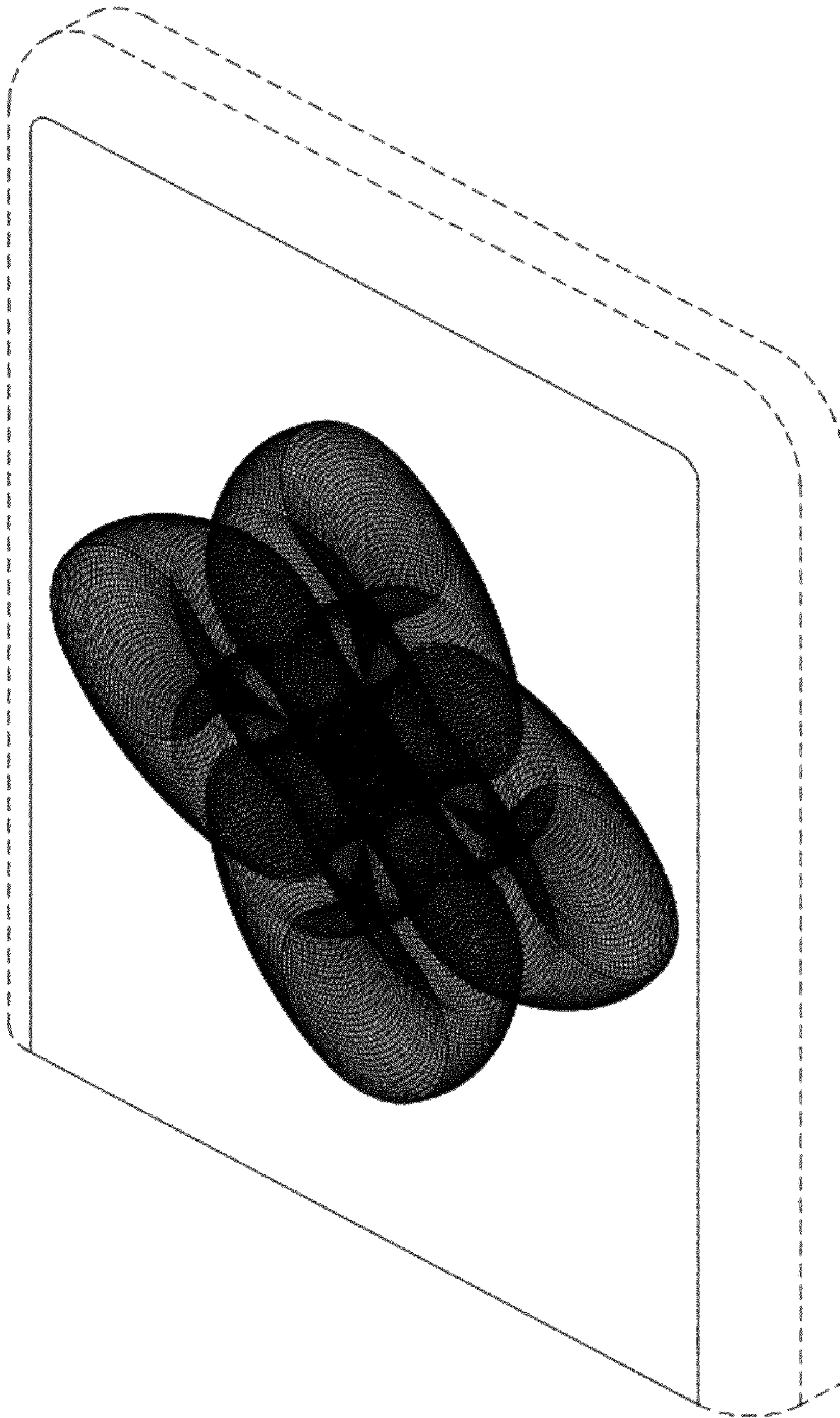


FIG. 1

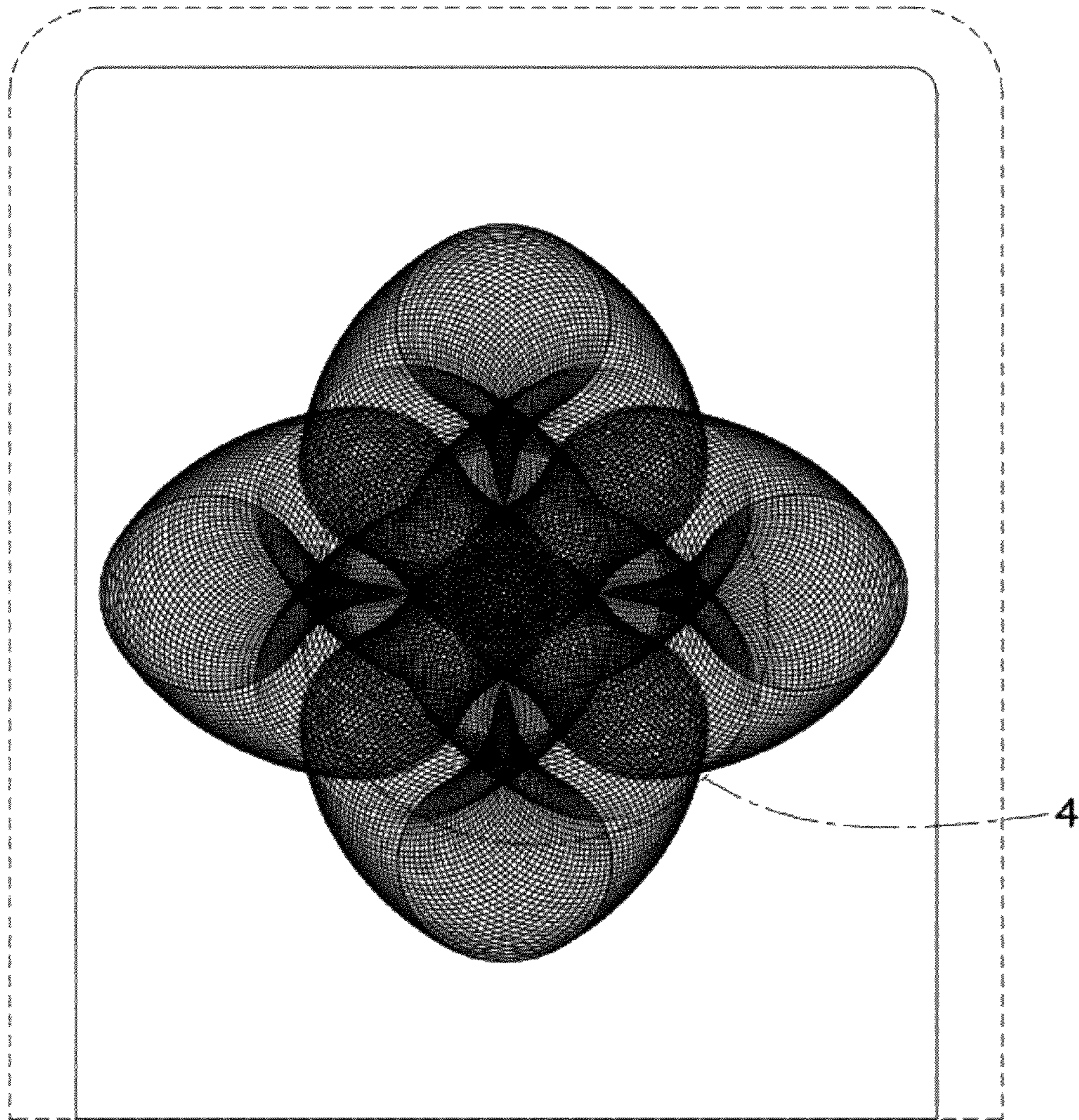


FIG. 2

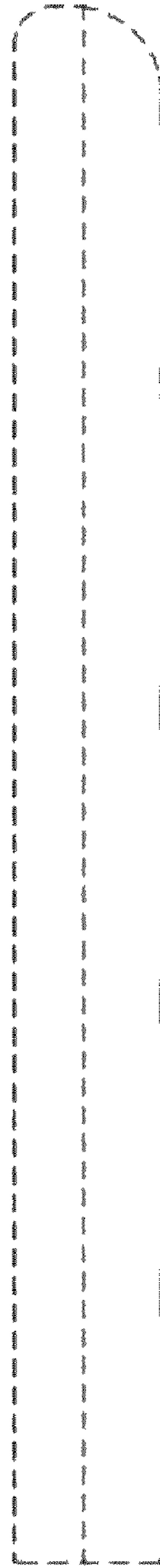


FIG. 3




FIG. 4