



US00D666595S

(12) **United States Design Patent**
Li

(10) **Patent No.:** **US D666,595 S**
(45) **Date of Patent:** **** Sep. 4, 2012**

(54) **COVER OF AN ELECTRONIC DEVICE
HAVING SURFACE ORNAMENTATION**

455,659 A * 7/1891 Cook 52/316
D23,488 S * 7/1894 White D6/603
D44,139 S * 6/1913 Reis D5/63

(75) Inventor: **Bin Li**, Shenzhen (CN)

(Continued)

(73) Assignee: **FIH (Hong Kong) Limited**, Kowloon
(HK)

OTHER PUBLICATIONS

(**) Term: **14 Years**

Dynamic Swirl Model No. T001 Cell Phone Protector, <URL:http://
www.ahead.com.tw/images/T001.jpg>, retrieved from internet on
Jun. 16, 2012.*

(21) Appl. No.: **29/415,543**

Primary Examiner — Carla Jobe Wright

(22) Filed: **Mar. 12, 2012**

(74) *Attorney, Agent, or Firm* — Altis Law Group, Inc.

(51) **LOC (9) Cl.** **14-03**

(57) **CLAIM**

(52) **U.S. Cl.** **D14/248**

The ornamental design for a cover of an electronic device
having surface ornamentation, as shown and described.

(58) **Field of Classification Search** D14/248,

DESCRIPTION

D14/138 R, 138 AA, 138 AB, 138 AC, 138 AD,
D14/138 C, 138 G, 203.7, 341–347, 250,
D14/440, 140, 240, 251–253, 439, 299, 238.1,
D14/217, 218, 168–169, 172, 496, 247, 203;
D3/201, 218, 269, 273, 301, 303, 248; D21/458;
455/575.1, 575.3, 575.4, 575.8, 556.1, 556.2;
D25/103, 110, 111, 117, 118, 145, 154, 155,
D25/156, 157, 158; D5/2, 3, 4, 7, 19, 23,
D5/24, 32, 36, 39, 46, 48, 55, 56, 66, 99,
D5/37–38, 41, 58–63, 1, 47, 26, 20, 57, 53,
D5/12, 17, 11, 49, 5, 8, 27, 64, 65; D13/103,
D13/108, 107; D6/595, 596, 601, 602, 603,
D6/610, 611, 612, 616, 617, 621, 622, 615,
D6/585; D11/22, 96, 131, 132, 140, 1, 125;
D32/40; D12/213; 15/215; 428/30, 38;
52/506.06, 316; D1/104, 105, 108; D2/741;
D24/208; D29/108

The present application is related to copending U.S. patent
applications Ser. Nos. 29/415,540, 29/415,541, 29/415,542,
29/415,544, each entitled “Cover of an Electronic Device
Having Surface Ornamentation”, by Bin Li. These applica-
tions have the same assignee as the present application and
have been concurrently filed herewith. The above-identified
applications are incorporated herein by reference.

See application file for complete search history.

FIG. 1 is a perspective view of a cover of an electronic device
having surface ornamentation showing my new design;
FIG. 2 is a front elevational view thereof;
FIG. 3 is a left side elevational view thereof; and,
FIG. 4 is an enlarged fragmentary view thereof showing
circled portion 4 in FIG. 2.

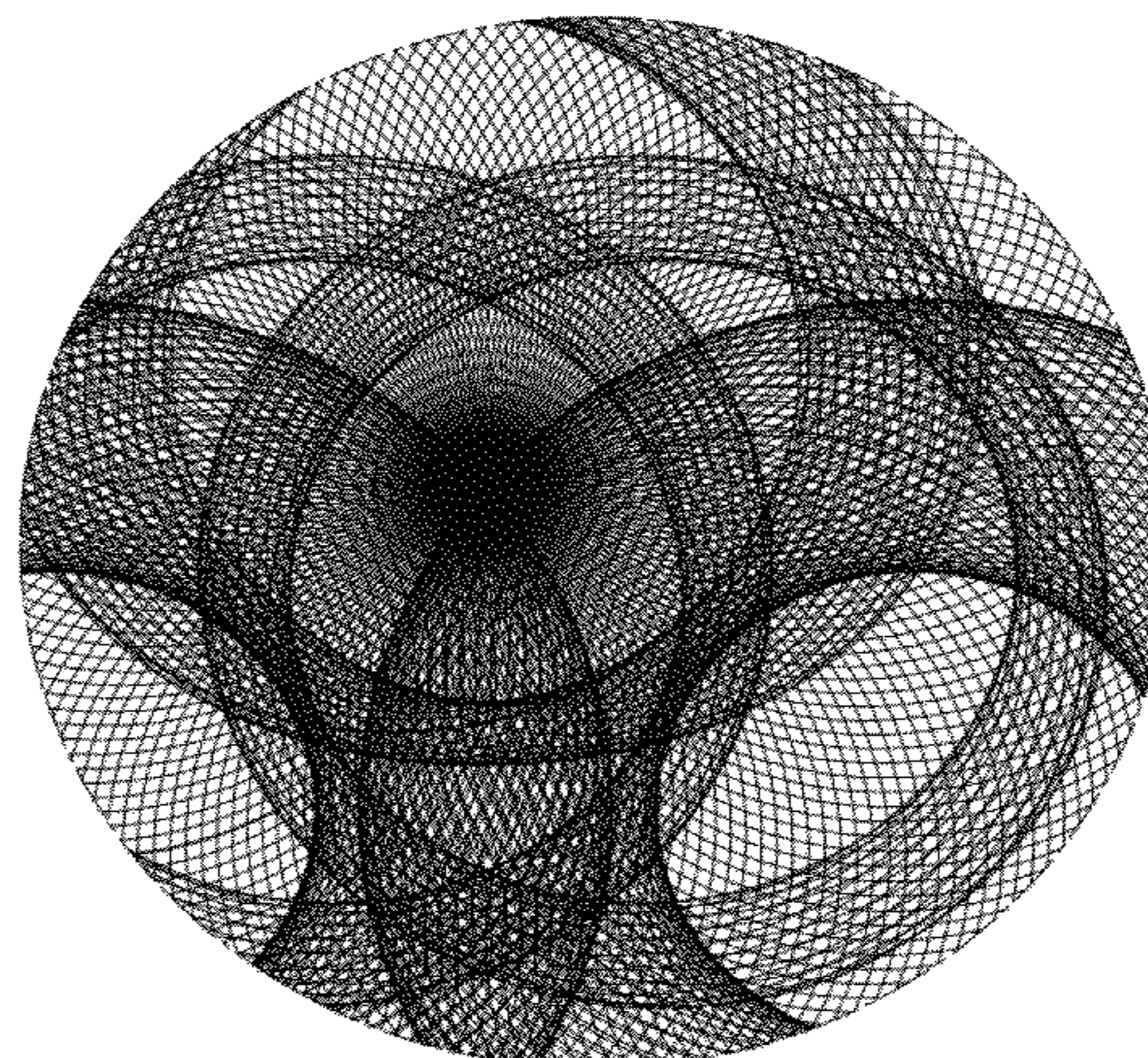
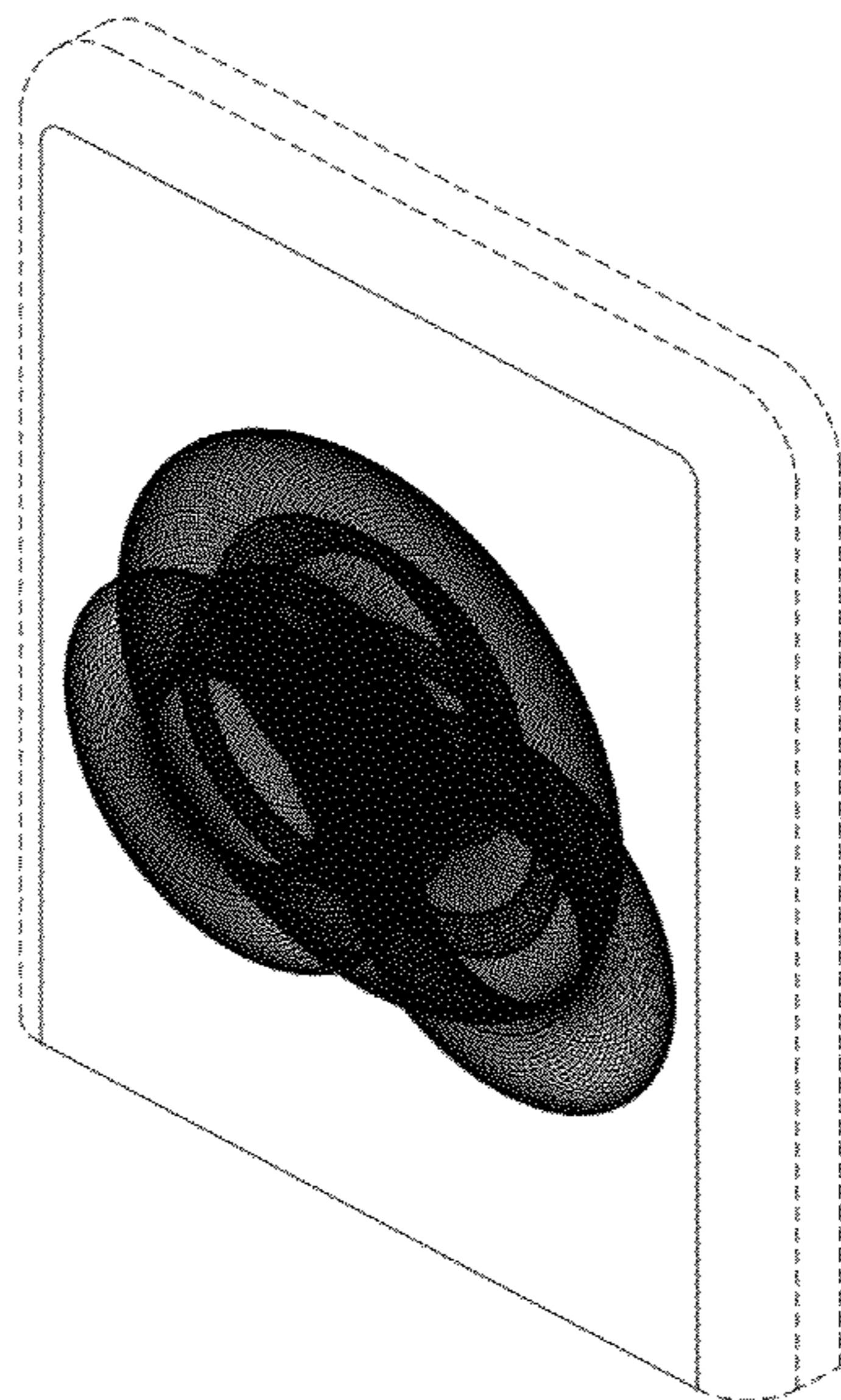
(56) **References Cited**

In FIGS. 1-3, the evenly segmented broken lines indicate
portions of the cover of an electronic device having surface
ornamentation that form no part of the claimed design. In
FIGS. 2 and 4, the unevenly segmented broken lines indicate
the portion of the design that is shown on an enlarged scale in
FIG. 4. The broken lines form no part of the claimed design.

U.S. PATENT DOCUMENTS

289,811 A * 12/1883 Cheesman 52/316
299,181 A * 5/1884 Tiffany 52/316

1 Claim, 4 Drawing Sheets



US D666,595 S

Page 2

U.S. PATENT DOCUMENTS

D50,305 S *	2/1917	Hanson	D5/63	D585,906 S *	2/2009	Berg et al.	D14/486
D88,089 S *	10/1932	Juestrich	D5/59	D590,514 S *	4/2009	Hu	D25/103
D88,875 S *	1/1933	Hellman	D5/63	D591,632 S *	5/2009	Von Kaenel	D11/1
2,875,543 A *	3/1959	Sylvester et al.	428/30	D594,436 S *	6/2009	Karan	D14/138 AB
D450,622 S *	11/2001	Villafuerte	D11/131	D597,054 S *	7/2009	Park et al.	D14/138 G
6,932,007 B1 *	8/2005	Beauchamp	112/117	D607,446 S *	1/2010	Ferrari et al.	D14/250
D530,696 S *	10/2006	Lee	D14/138 AA	D640,678 S *	6/2011	Madsen et al.	D14/248
D531,157 S *	10/2006	Lheem	D14/138 AB	D648,305 S *	11/2011	Chen	D14/138 AA
D548,856 S *	8/2007	Zocco	D25/103	D654,902 S *	2/2012	Chung	D14/138 AD

* cited by examiner

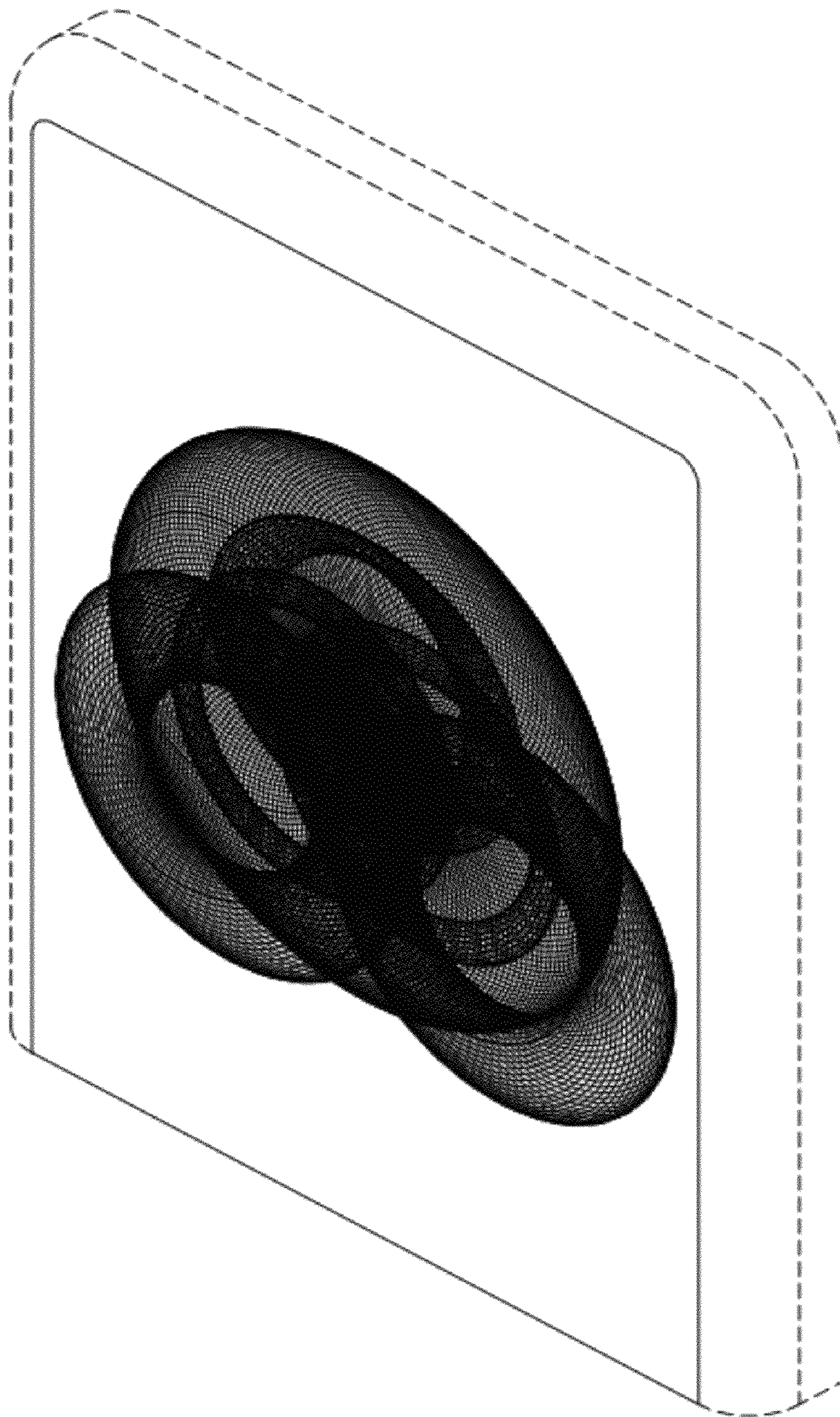


FIG. 1

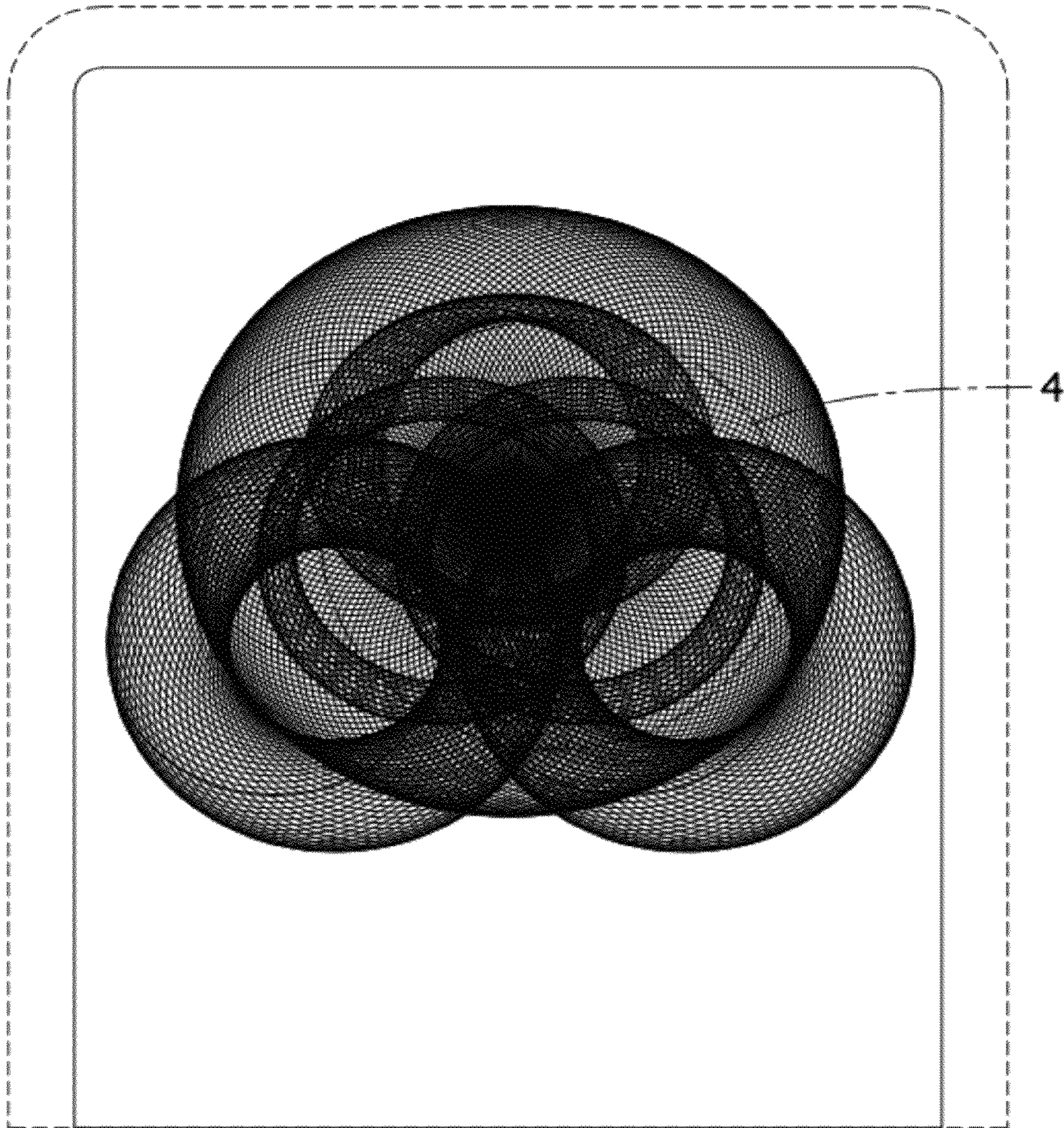


FIG. 2




FIG. 3

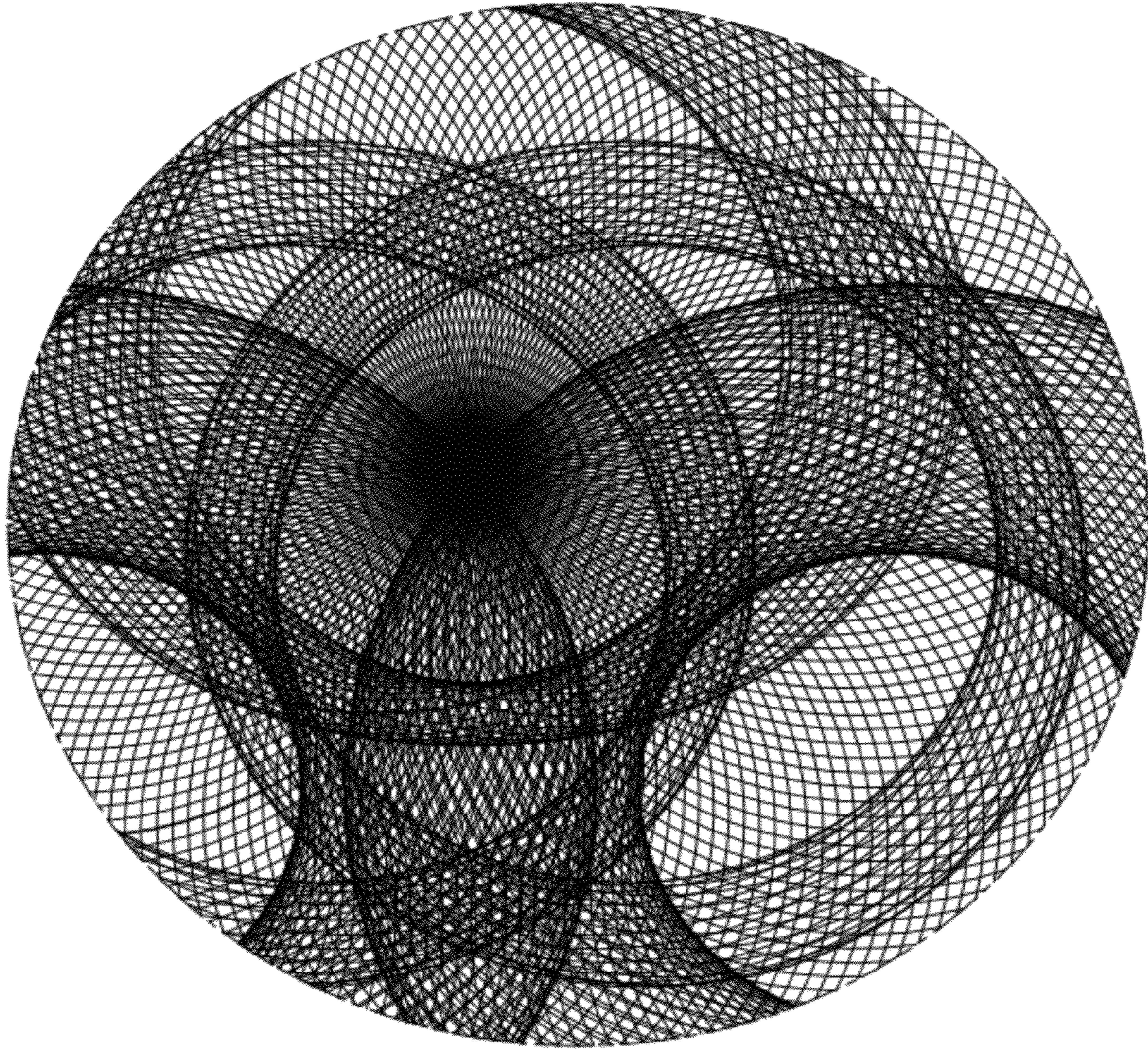


FIG. 4