



US00D666544S

(12) **United States Design Patent**  
**Tsay et al.**

(10) **Patent No.:** **US D666,544 S**  
(45) **Date of Patent:** **\*\* Sep. 4, 2012**

(54) **PORTION OF A VEHICLE INTERIOR**

(75) Inventors: **Michael Tsay**, Irvine, CA (US); **Chris Osborne**, Raymond, OH (US); **Jean-Paul Schowalter**, Raymond, OH (US); **Mazakazu Hirano**, Raymond, OH (US); **Mikio Shinohara**, Hino (JP)

(73) Assignee: **Honda Patents & Technologies North America, LLC**, Torrance, CA (US)

(\*\*) Term: **14 Years**

(21) Appl. No.: **29/396,227**

(22) Filed: **Jun. 27, 2011**

**Related U.S. Application Data**

(63) Continuation of application No. 29/352,580, filed on Dec. 22, 2009, now abandoned, which is a continuation of application No. 29/295,094, filed on Sep. 21, 2007, now abandoned.

(51) **LOC (9) Cl.** ..... **12-08**

(52) **U.S. Cl.** ..... **D12/195**

(58) **Field of Classification Search** ..... D12/195, D12/400-401; 297/232-233, 94-95, 65.01, 297/487-488; 180/89.1, 89.11; 296/183.1, 296/24.3, 185.1, 37.1, 24.33, 37.6

See application file for complete search history.

(56) **References Cited**

**U.S. PATENT DOCUMENTS**

D361,972 S \* 9/1995 Ney et al. .... D12/195  
D427,613 S \* 7/2000 Altmann et al. .... D15/28

D428,375 S \* 7/2000 Bender et al. .... D12/195  
D436,069 S \* 1/2001 O'Connell ..... D12/192  
6,854,779 B2 \* 2/2005 Gehring et al. .... 296/37.12  
D529,052 S \* 9/2006 Dolesh et al. .... D15/28  
D539,210 S \* 3/2007 Guard et al. .... D12/345  
D543,558 S \* 5/2007 Dolesh et al. .... D15/28  
7,264,291 B2 \* 9/2007 Radu et al. .... 296/24.34  
D632,237 S \* 2/2011 Green ..... D12/195  
D641,982 S \* 7/2011 Darbyshire ..... D6/356  
2009/0174208 A1 \* 7/2009 Lota ..... 296/24.34  
2009/0179457 A1 \* 7/2009 Platto et al. .... 296/190.09  
2010/0078954 A1 \* 4/2010 Liu et al. .... 296/24.34

\* cited by examiner

*Primary Examiner* — Kelley Donnelly

(74) *Attorney, Agent, or Firm* — Plumsea Law Group, LLC; Mark E. Duell

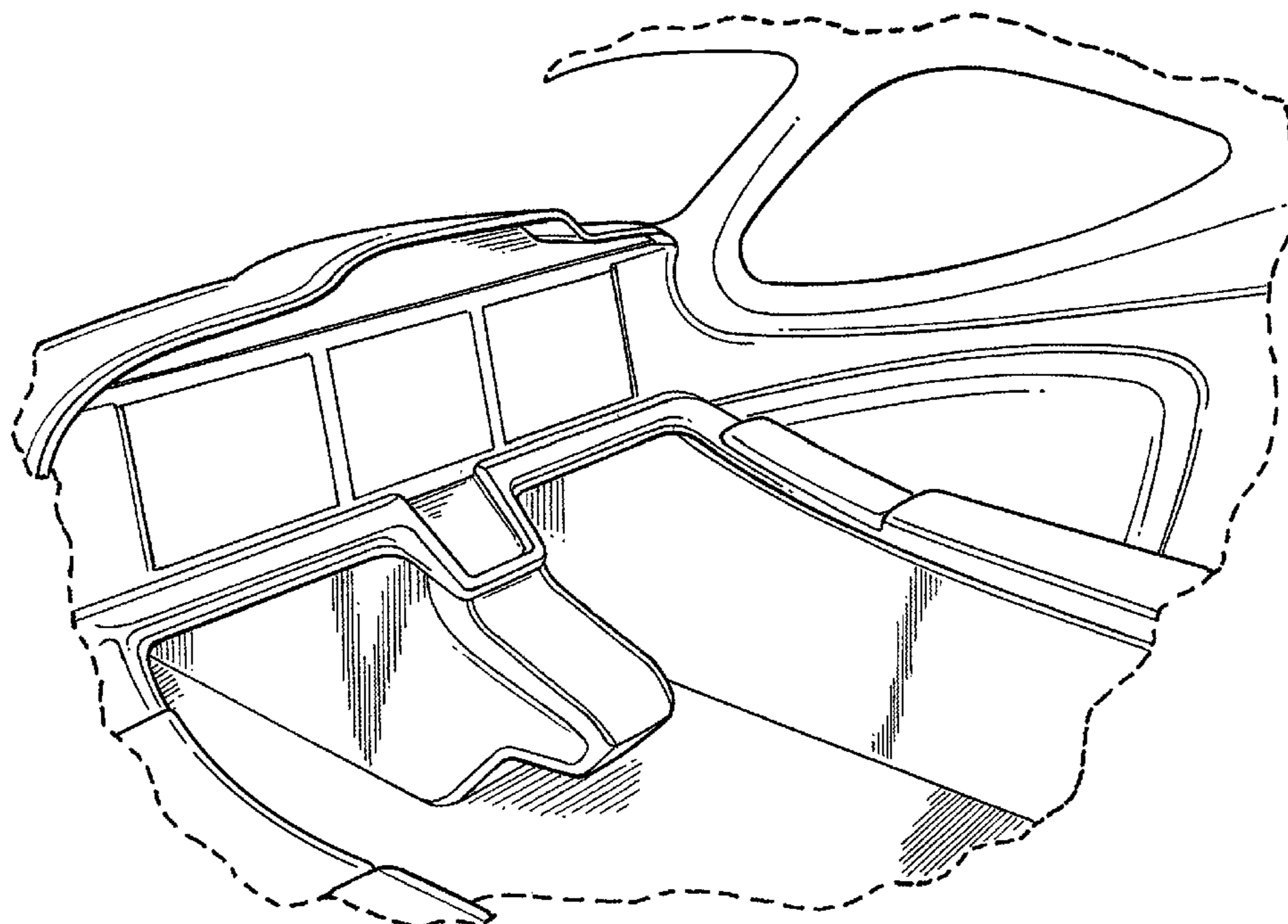
(57) **CLAIM**

The ornamental design for a portion of a vehicle interior, as shown and described.

**DESCRIPTION**

FIG. 1 is a perspective view of the right-hand side of a portion of a vehicle interior showing my new design; FIG. 2 is a perspective view of the left-hand side thereof; FIG. 3 is another perspective view of the right-hand side thereof; FIG. 4 is another perspective view of the left-hand side thereof; and, FIG. 5 is an elevational view thereof. The heavy wavy dashed line denotes a boundary of the claim and forms no part of the claimed design.

**1 Claim, 5 Drawing Sheets**



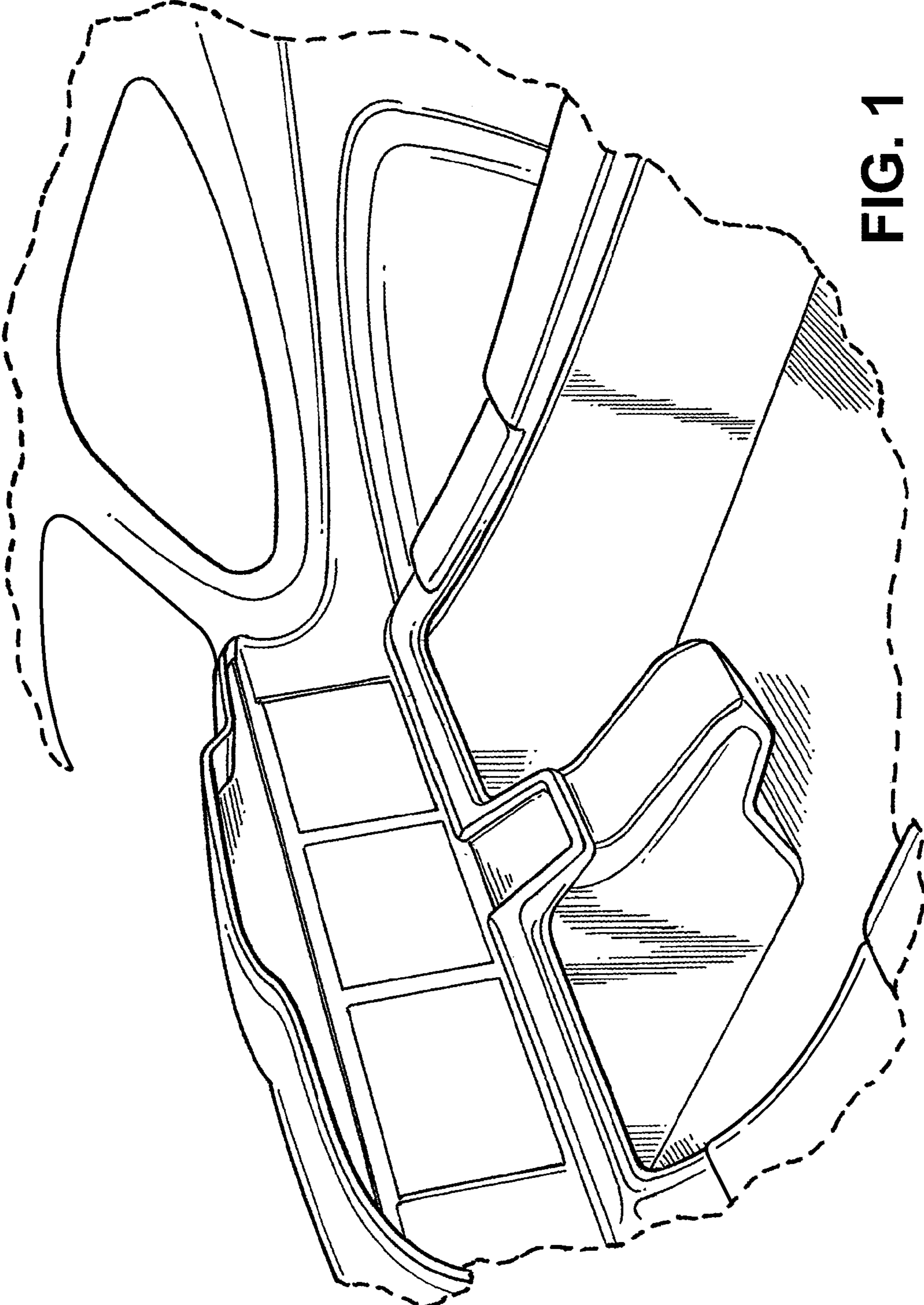


FIG. 1

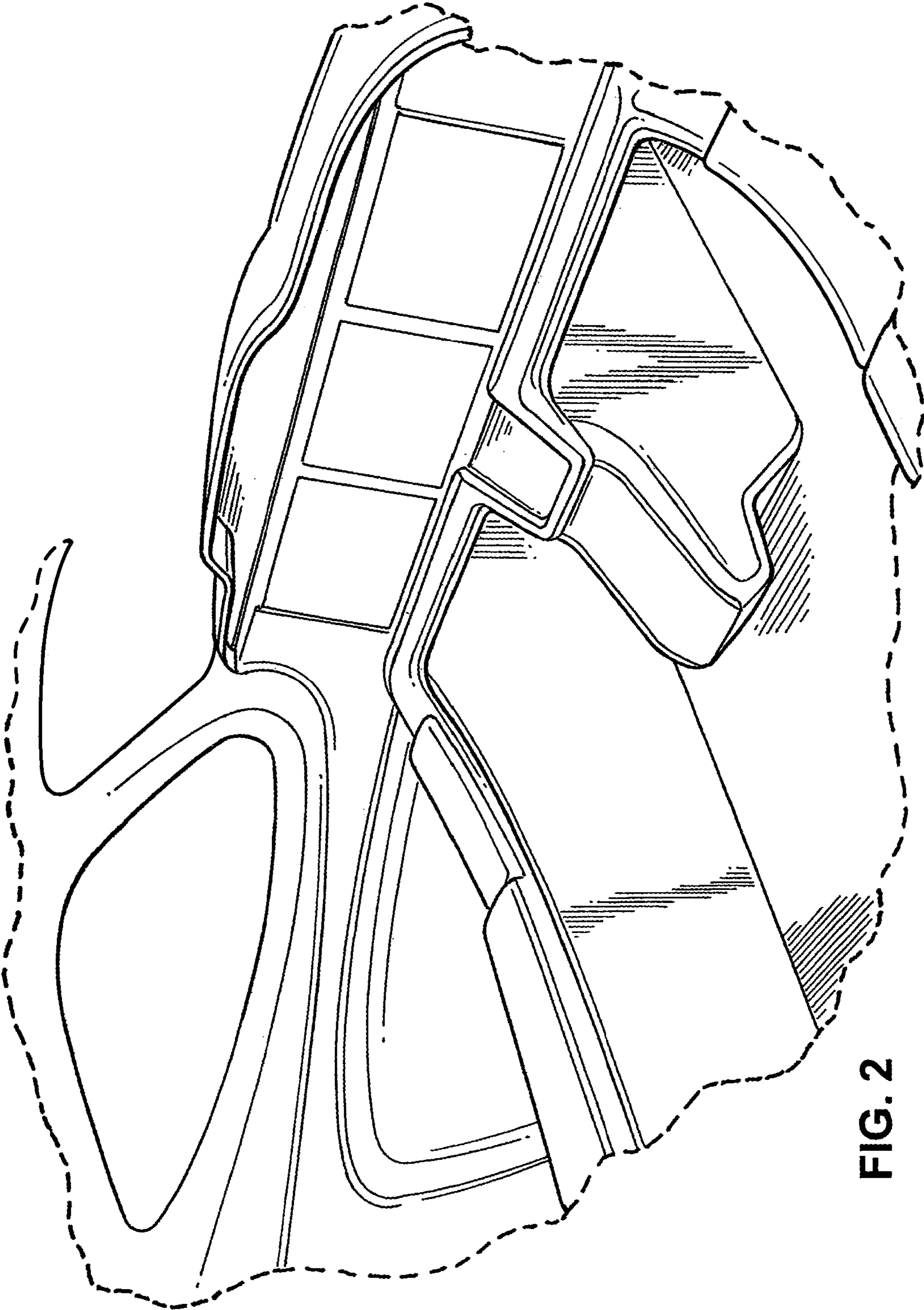


FIG. 2

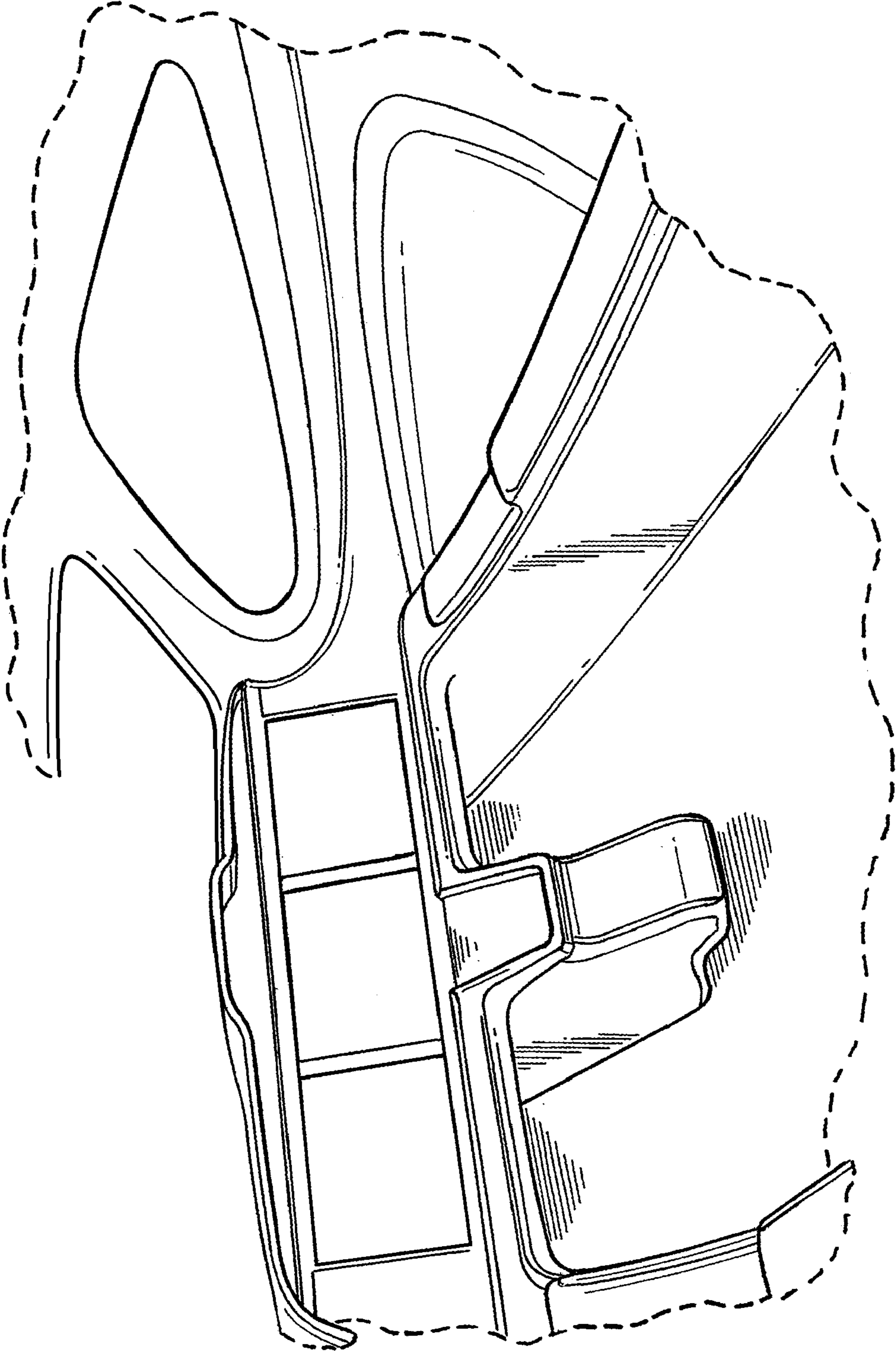


FIG. 3

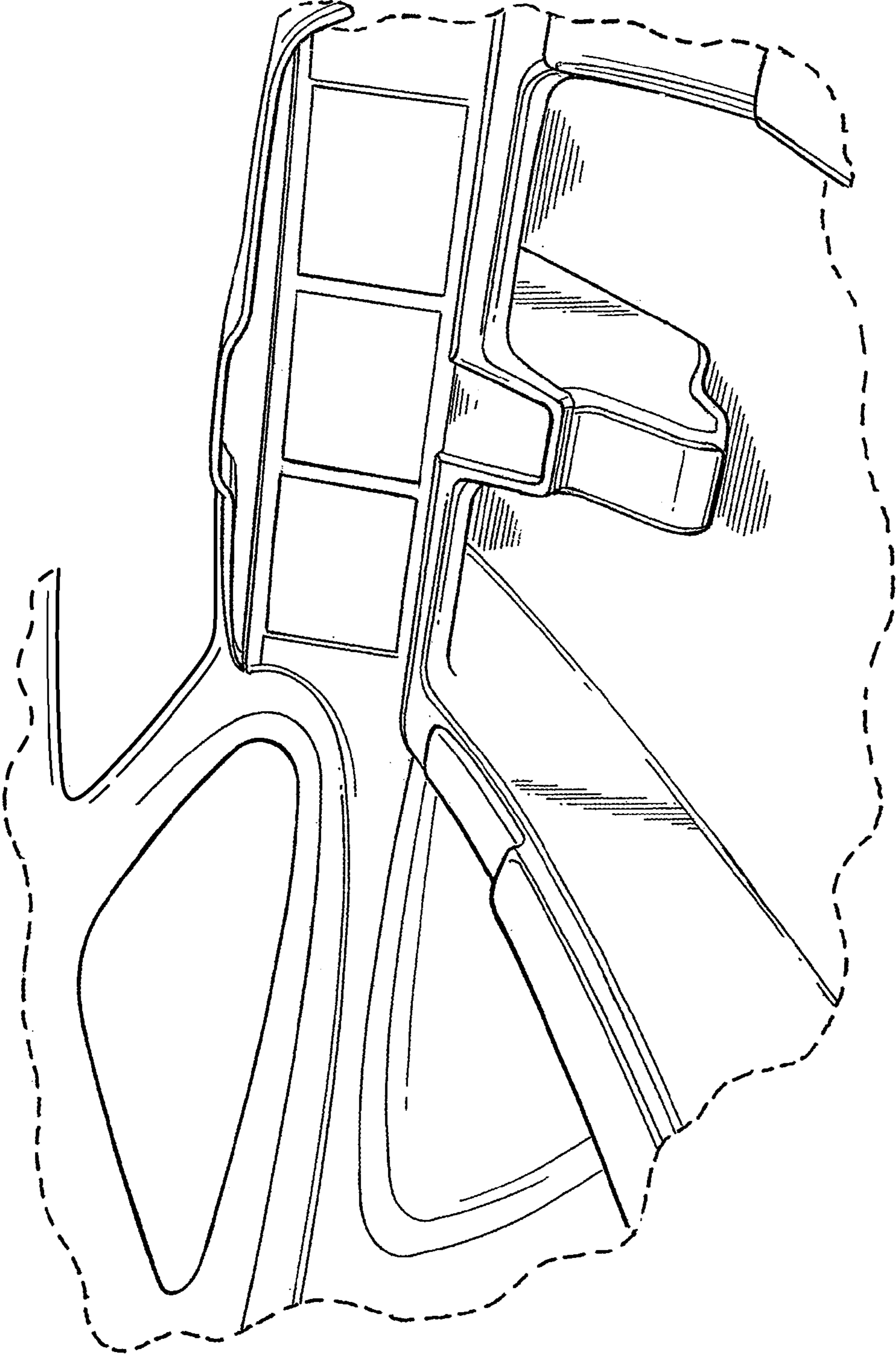


FIG. 4

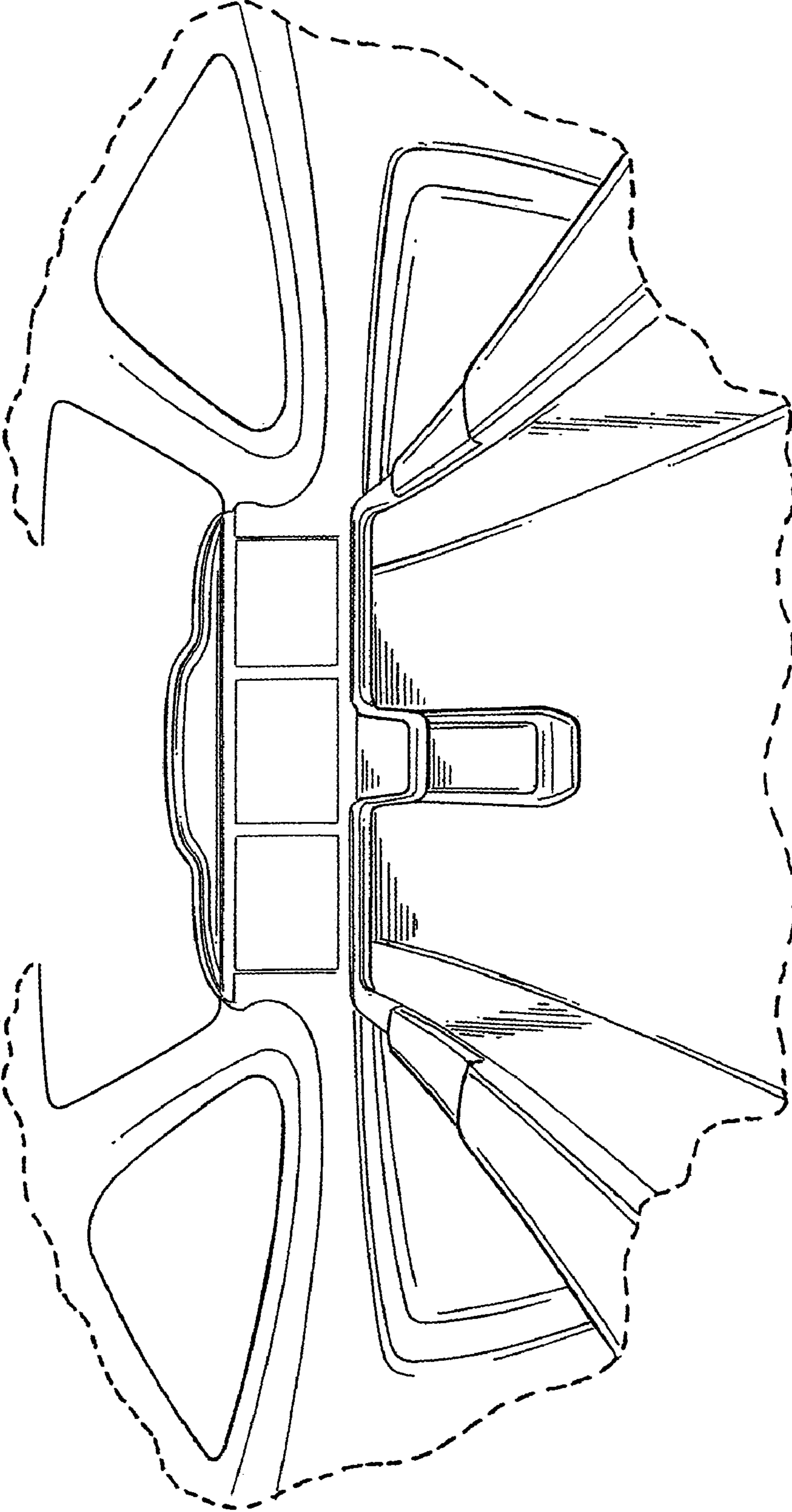


FIG. 5