

US00D666531S

(12) **United States Design Patent**
Dunshee

(10) **Patent No.:** **US D666,531 S**
(45) **Date of Patent:** **** Sep. 4, 2012**

(54) **MOTORCYCLE**

(75) Inventor: **Erik Dunshee**, Los Angeles, CA (US)

(73) Assignee: **Honda Motor Co., Ltd.**, Tokyo (JP)

(**) Term: **14 Years**

(21) Appl. No.: **29/381,242**

(22) Filed: **Dec. 16, 2010**

(51) **LOC (9) Cl.** **12-11**

(52) **U.S. Cl.** **D12/110**

(58) **Field of Classification Search** D12/110;
180/219, 220

See application file for complete search history.

(56) **References Cited**

U.S. PATENT DOCUMENTS

D470,800	S	*	2/2003	Muta et al.	D12/110
D476,271	S	*	6/2003	Abe et al.	D12/110
D531,936	S	*	11/2006	Ito et al.	D12/110
D567,715	S	*	4/2008	Brew et al.	D12/110
D615,000	S	*	5/2010	Tako et al.	D12/110
D624,853	S	*	10/2010	Song et al.	D12/110

OTHER PUBLICATIONS

1999 and 2003-2008 Baggers annotated on pp. 1-4 and 8-11 of 11. [Retrieved on Aug. 16, 2011]. Retrieved from the Internet <URL: <http://www.turboyourharley.com/turboBikes.asp>>.*

2009/2010 International Motorcycle Show article. © 2000-2011. The Custom Star Stratoliner Deluxe on p. 3 of 11 and the Slammer on p.

4 of 11. [Retrieved on Aug. 15, 2011]. Retrieved from the Internet <URL: <http://www.bikeland.org/story.php?storyID=59365>>.*

* cited by examiner

Primary Examiner — Susan M Lee

Assistant Examiner — Linda G. Brooks

(74) *Attorney, Agent, or Firm* — Plumsea Law Group, LLC

(57) **CLAIM**

The ornamental design for a motorcycle, as shown and described.

DESCRIPTION

The patent or application file contains at least one drawing executed in color. Copies of this patent with color drawings will be provided by the Office upon request and payment of the necessary fee.

FIG. 1 is a left frontal perspective view of a motorcycle showing my new design;

FIG. 2 is a right frontal perspective view thereof;

FIG. 3 is a right rear perspective view thereof;

FIG. 4 is a left rear perspective view thereof;

FIG. 5 is a right side view thereof;

FIG. 6 is a left side view thereof;


FIG. 7 is a front view thereof;

FIG. 8 is a rear view thereof;

FIG. 9 is a detailed view of the fuel tank, handle bars and front fairing thereof; and,

FIG. 10 is a top view thereof.

1 Claim, 6 Drawing Sheets
(6 of 6 Drawing Sheet(s) Filed in Color)






FIG. 1




FIG. 2




FIG. 3




FIG. 4




FIG. 5




FIG. 6



FIG. 7




FIG. 8



FIG. 9



FIG. 10