



US00D666503S

(12) **United States Design Patent**  
**Bulgari**

(10) **Patent No.:** **US D666,503 S**

(45) **Date of Patent:** **\*\* Sep. 4, 2012**

(54) **WRIST WATCH**

(75) Inventor: **Paolo Bulgari**, Rome (IT)

(73) Assignee: **Bulgari Horlogerie S.A.**, Neuchatel (CH)

(\*\*) Term: **14 Years**

(21) Appl. No.: **29/400,664**

(22) Filed: **Aug. 31, 2011**

(30) **Foreign Application Priority Data**

Mar. 4, 2011 (WO) ..... DM/075 493

(51) **LOC (9) Cl.** ..... **10-02**

(52) **U.S. Cl.** ..... **D10/31; D10/38**

(58) **Field of Classification Search** ..... D10/30-39,  
D10/122-132; 368/276, 281, 282, 80, 223,  
368/228, 232, 294, 295, 283, 286, 287  
See application file for complete search history.

(56) **References Cited**

**U.S. PATENT DOCUMENTS**

1,199,256	A *	9/1916	Farr	368/286
D51,182	S *	8/1917	Lederer	D10/132
D51,225	S *	9/1917	Dean	D10/132
1,260,539	A *	3/1918	Hertz	368/278
D52,845	S *	1/1919	Lederer	D10/132
1,313,636	A *	8/1919	Larkin	368/286
D77,057	S *	12/1928	Burgess	D10/32
2,032,696	A *	3/1936	Goldblatt	368/174
D136,341	S *	9/1943	Dupin	D11/86
2,385,234	A *	9/1945	Schmitz	368/288
D157,607	S *	3/1950	Lachman	D10/38
2,740,569	A *	4/1956	Bohlinger et al.	368/282
3,890,776	A *	6/1975	Urushida	368/205
D279,359	S *	6/1985	Szigeti	D10/126
D296,994	S *	8/1988	Lauper	D10/39
D505,086	S *	5/2005	Fernandez	D10/39

D537,737	S *	3/2007	Galli	D10/31
D573,041	S *	7/2008	Lulic	D10/39
D581,292	S *	11/2008	Ellia	D10/39
D617,662	S *	6/2010	Monachon	D10/32
D622,619	S *	8/2010	Goodman	D10/31
D625,619	S *	10/2010	Chastaingt	D10/38
D625,620	S *	10/2010	Chastaingt	D10/39
D640,143	S *	6/2011	Virgili	D10/32
D648,227	S *	11/2011	Grotell	D10/31

\* cited by examiner

*Primary Examiner* — Lucy Lieberman

(74) *Attorney, Agent, or Firm* — Reising Ethington P.C.

(57) **CLAIM**

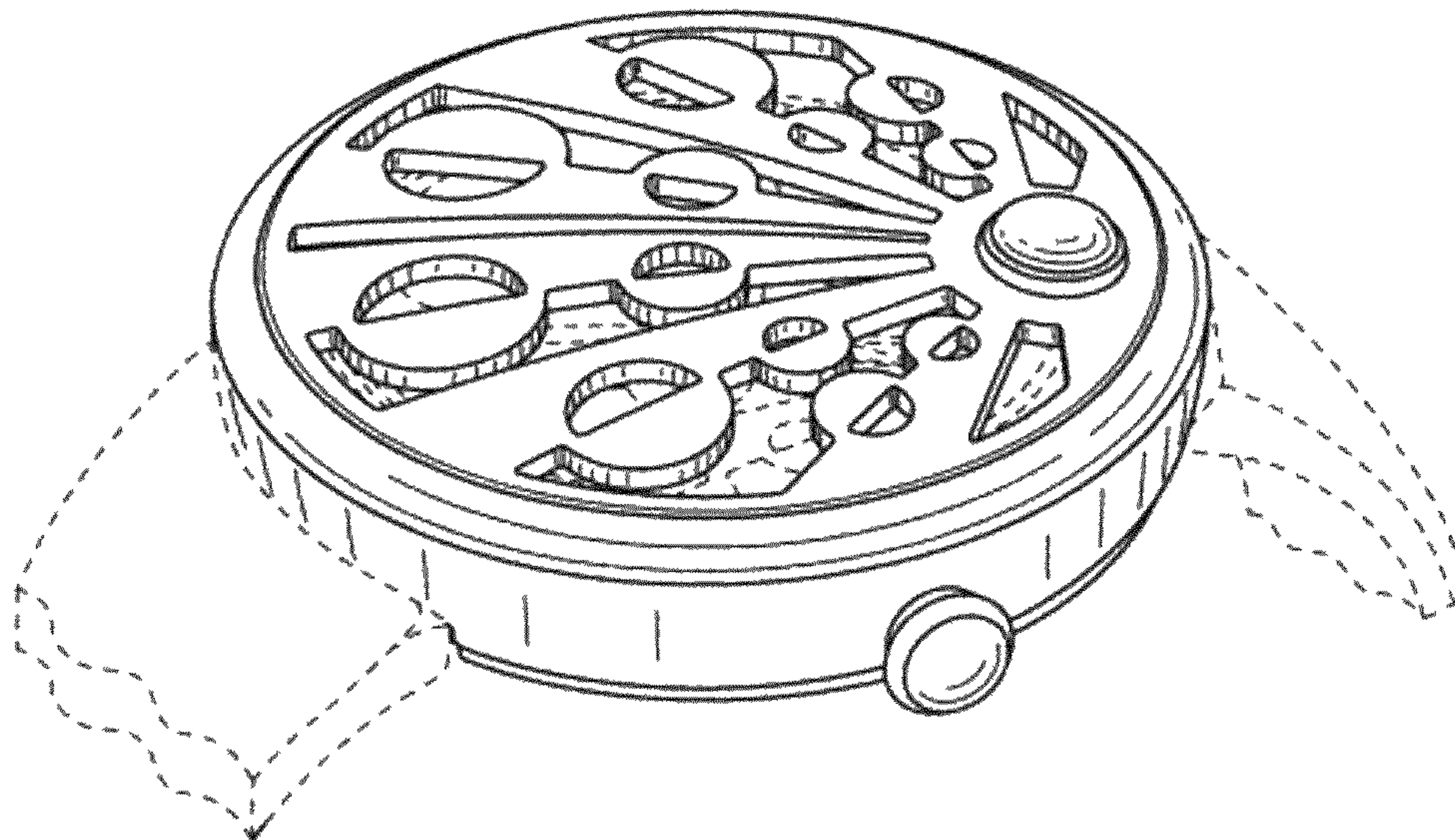
The ornamental design for a wrist watch, as shown and described.

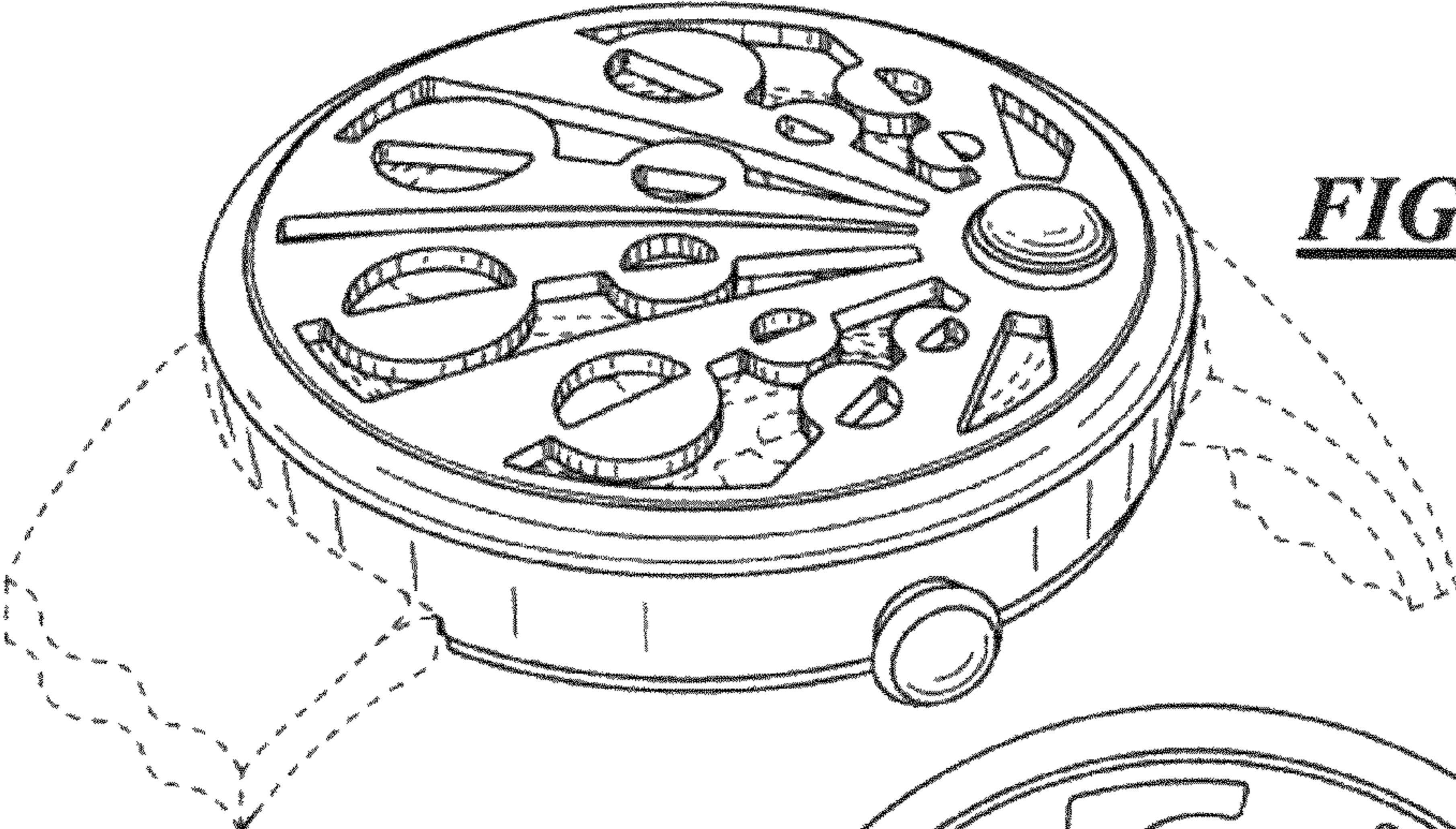
**DESCRIPTION**

FIG. 1 shows a perspective view of the wrist watch;  
 FIG. 2 shows a front view of the wrist watch with the sliding portion in an opened position;  
 FIG. 3 shows a left side view of the wrist watch with the sliding portion in an opened position;  
 FIG. 4 shows a front view of the wrist watch with the sliding portion in a closed position;  
 FIG. 5 shows a right side view of the wrist watch with the sliding portion in an opened position;  
 FIG. 6 shows a bottom view of the wrist watch with the sliding portion in a closed position;  
 FIG. 7 shows a top view of the wrist watch with the sliding portion in a closed position; and,  
 FIG. 8 shows a rear view of the wrist watch with the sliding portion in an opened position.

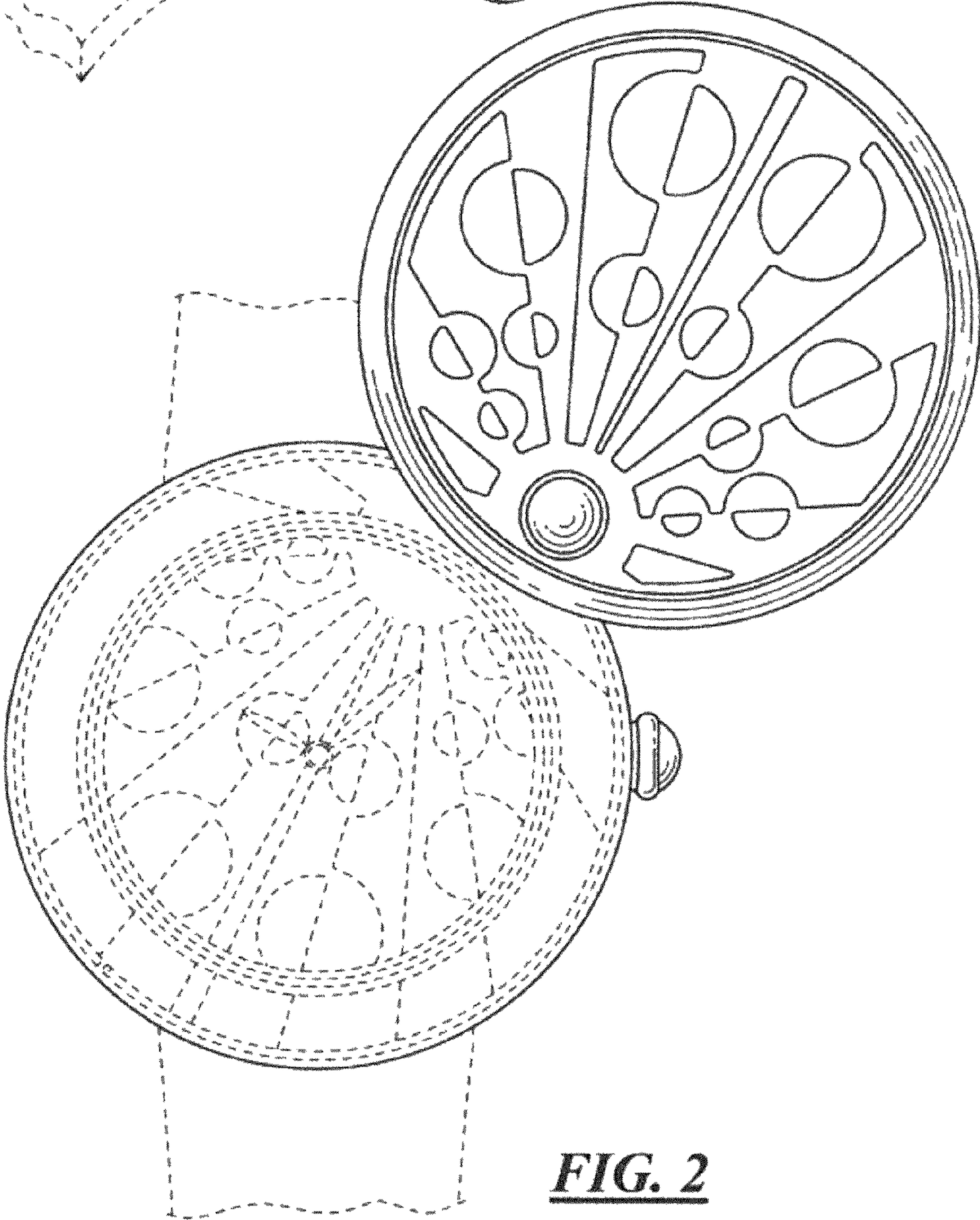
The broken lines in the drawings that show portions of a watch band, face, bottom side of a cover, and some screws are for the purposes of illustrating environment only and do not form part of the claimed design.

**1 Claim, 3 Drawing Sheets**

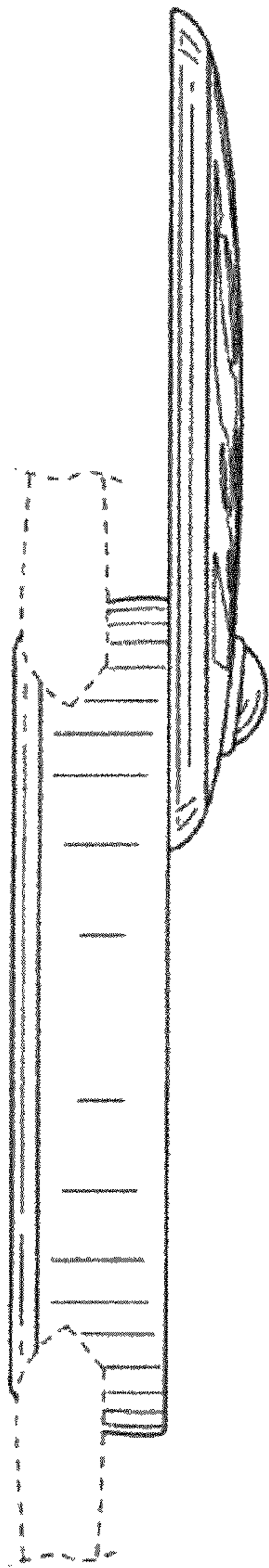




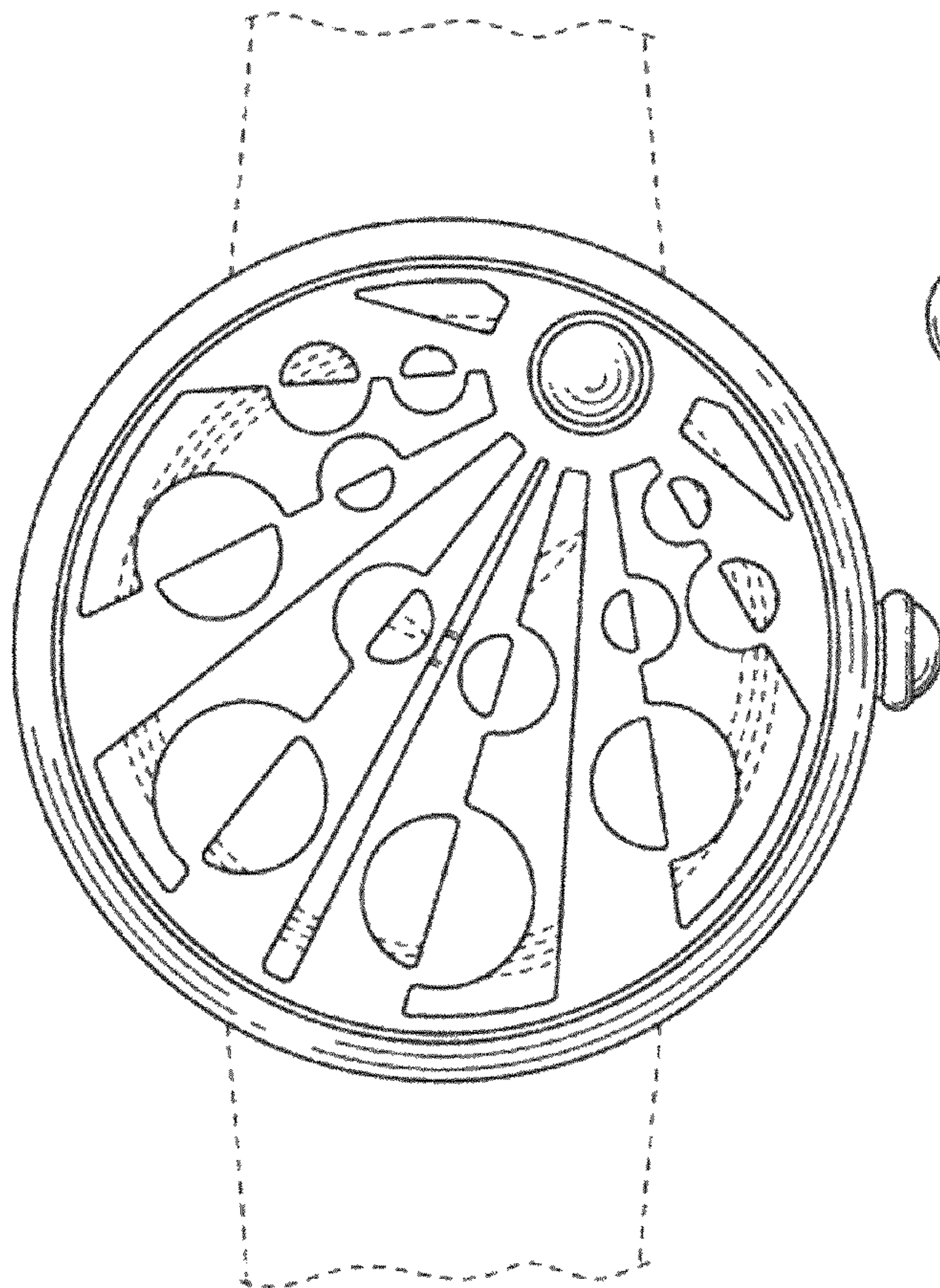
**FIG. 1**



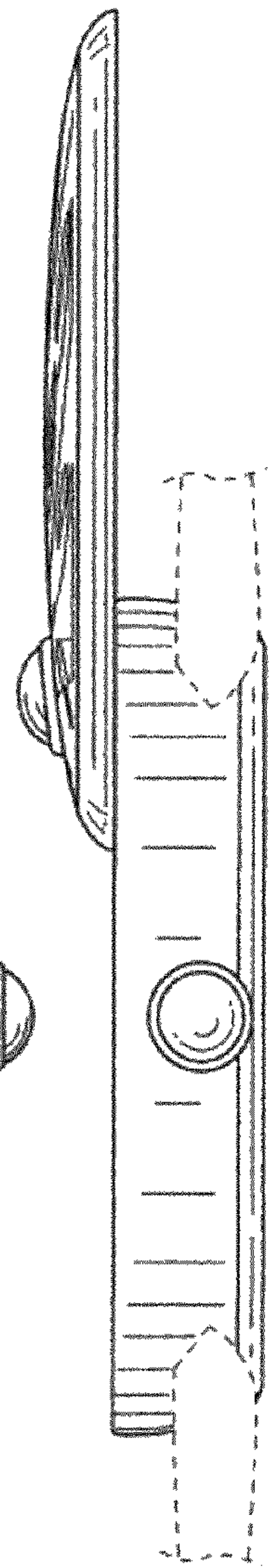
**FIG. 2**



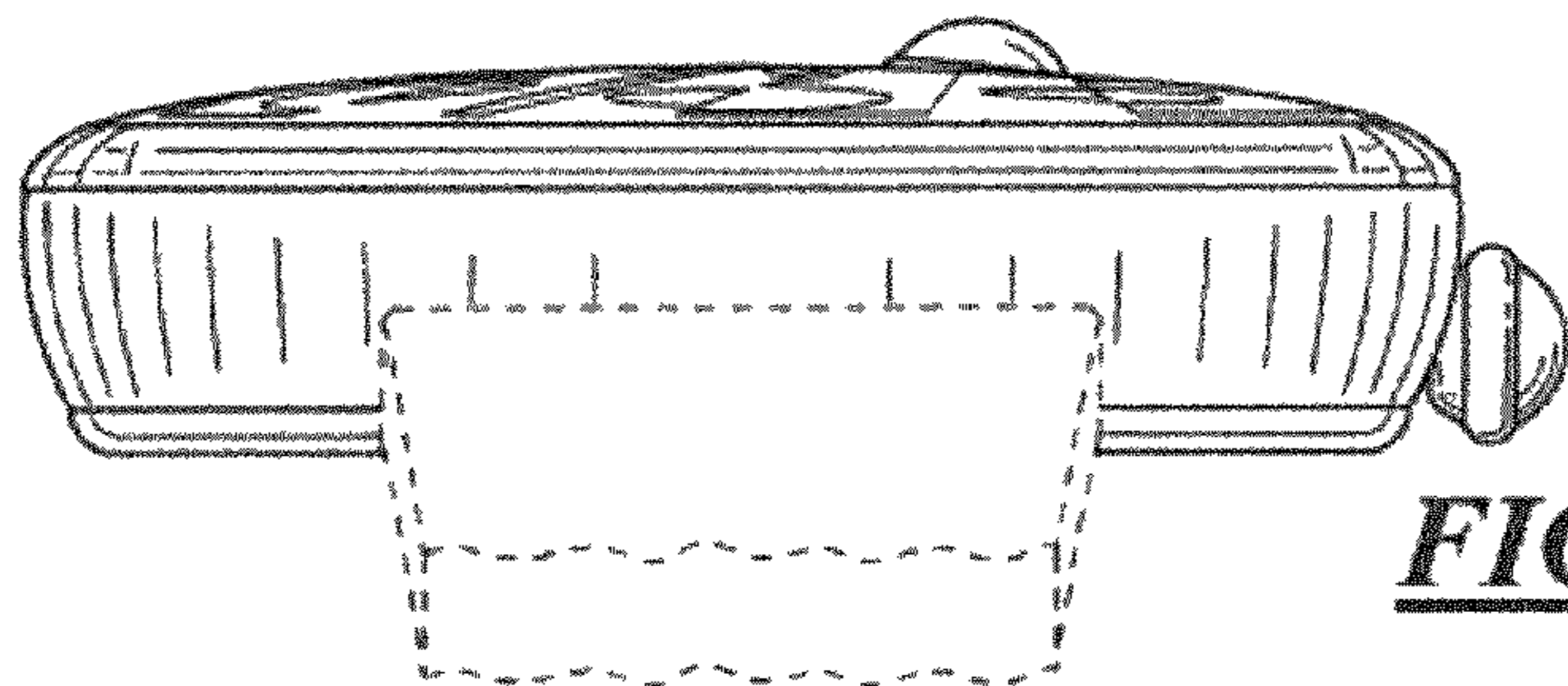
**FIG. 3**



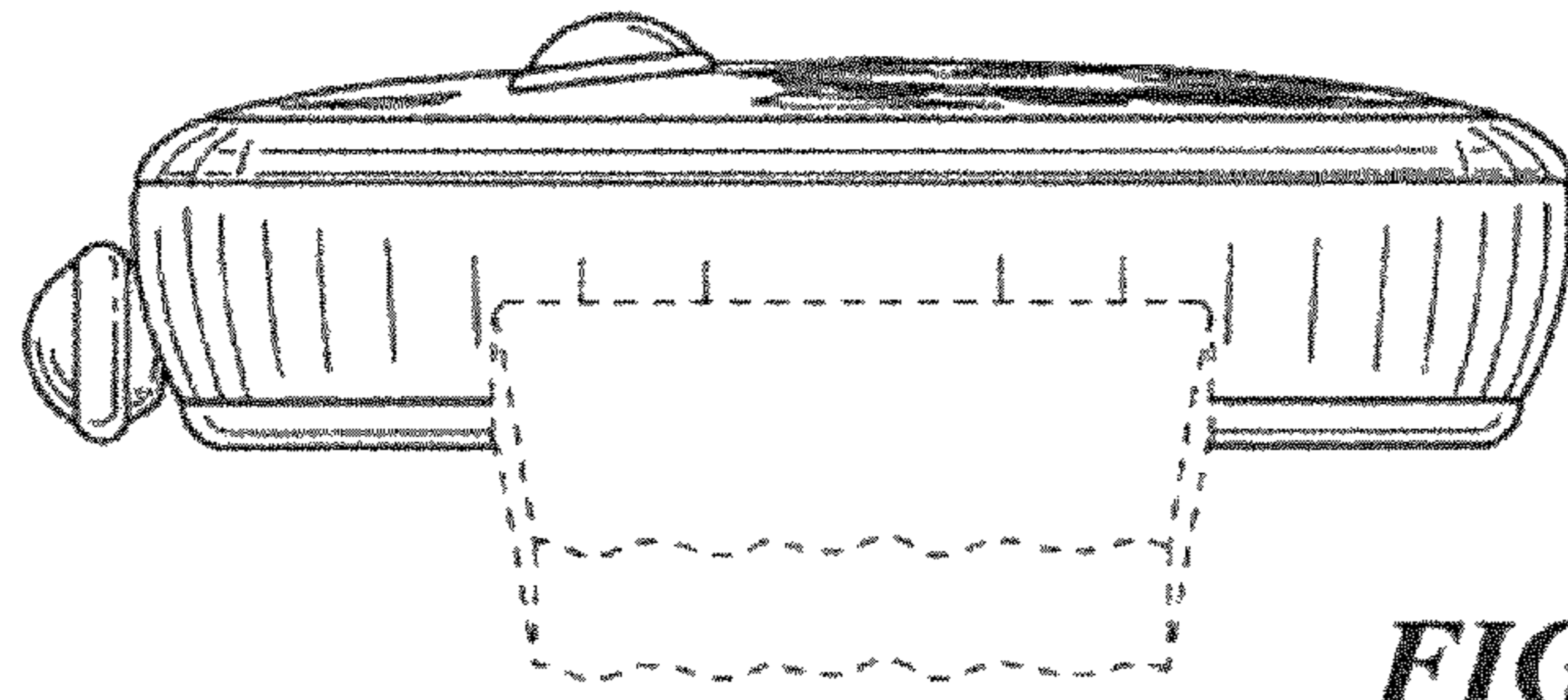
**FIG. 4**



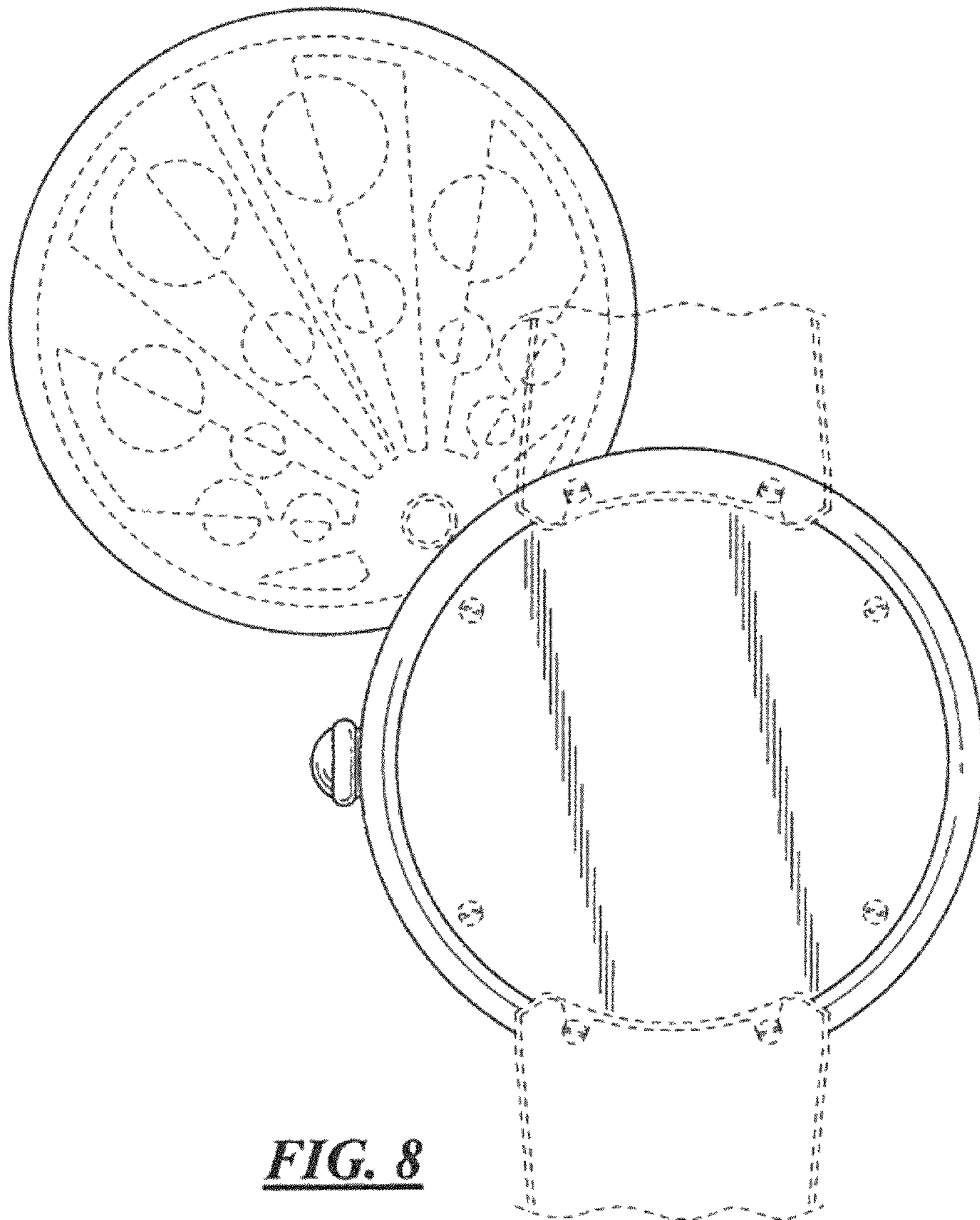
**FIG. 5**



**FIG. 6**



**FIG. 7**



**FIG. 8**