

US00D666432S

(12) **United States Design Patent**  
**Roizin**

(10) **Patent No.:** **US D666,432 S**

(45) **Date of Patent:** **\*\* Sep. 4, 2012**

(54) **LAP DESK**

(75) Inventor: **Phil Roizin**, Nashua, MA (US)

(73) Assignee: **Rudy Woodard**, Boston, MA (US)

(\*\*) Term: **14 Years**

(21) Appl. No.: **29/413,286**

(22) Filed: **Feb. 14, 2012**

(51) **LOC (9) Cl.** ..... **06-06**

(52) **U.S. Cl.** ..... **D6/406.3**

(58) **Field of Classification Search** ..... D6/406.1–406.6,  
D6/419–420, 429–430; D12/426.1; D14/240–242;  
D7/554.3–554.4, 552.2–552.5; 108/25, 42–43,  
108/150; 220/575, 679, 632, 670, 574, 17.1;  
211/11, 126

See application file for complete search history.

D526,810 S *	8/2006	Lorr et al.	.....	D6/406.5
D538,059 S *	3/2007	Knorpp	.....	D6/406.3
D561,272 S *	2/2008	Magener	.....	D21/659
D583,045 S *	12/2008	Leal	.....	D24/110
D583,163 S *	12/2008	Jennings	.....	D6/406.6
D586,230 S *	2/2009	Pierre	.....	D21/655
D621,406 S *	8/2010	Hoehn et al.	.....	D14/447
D624,453 S *	9/2010	Garrison	.....	D11/127
D631,786 S *	2/2011	Palmer	.....	D11/158
D633,728 S *	3/2011	Fabricatore	.....	D6/406.5
D635,771 S *	4/2011	Man	.....	D3/304
D653,873 S *	2/2012	Chauss et al.	.....	D6/406.3

\* cited by examiner

*Primary Examiner* — Kelley Donnelly

(74) *Attorney, Agent, or Firm* — Gary E. Lambert; David J. Connaughton, Jr.; Lambert & Associates

(57) **CLAIM**

The ornamental design for a lap desk, as shown and described.

(56) **References Cited**


U.S. PATENT DOCUMENTS


4,537,646 A *	8/1985	Hoyle	.....	156/212
D320,629 S *	10/1991	Fortune et al.	.....	D21/655
D326,755 S *	6/1992	Liu	.....	D3/271.2
D433,580 S *	11/2000	Jarke et al.	.....	D6/406.5
D442,795 S *	5/2001	Holt	.....	D6/406.3
D455,024 S *	4/2002	Mimick et al.	.....	D6/406.3
D472,728 S *	4/2003	Harris et al.	.....	D6/406.3
D499,575 S *	12/2004	Chan	.....	D6/406.3
D512,245 S *	12/2005	Bean et al.	.....	D6/406.3
D517,833 S *	3/2006	Jennings	.....	D6/406.5

**DESCRIPTION**

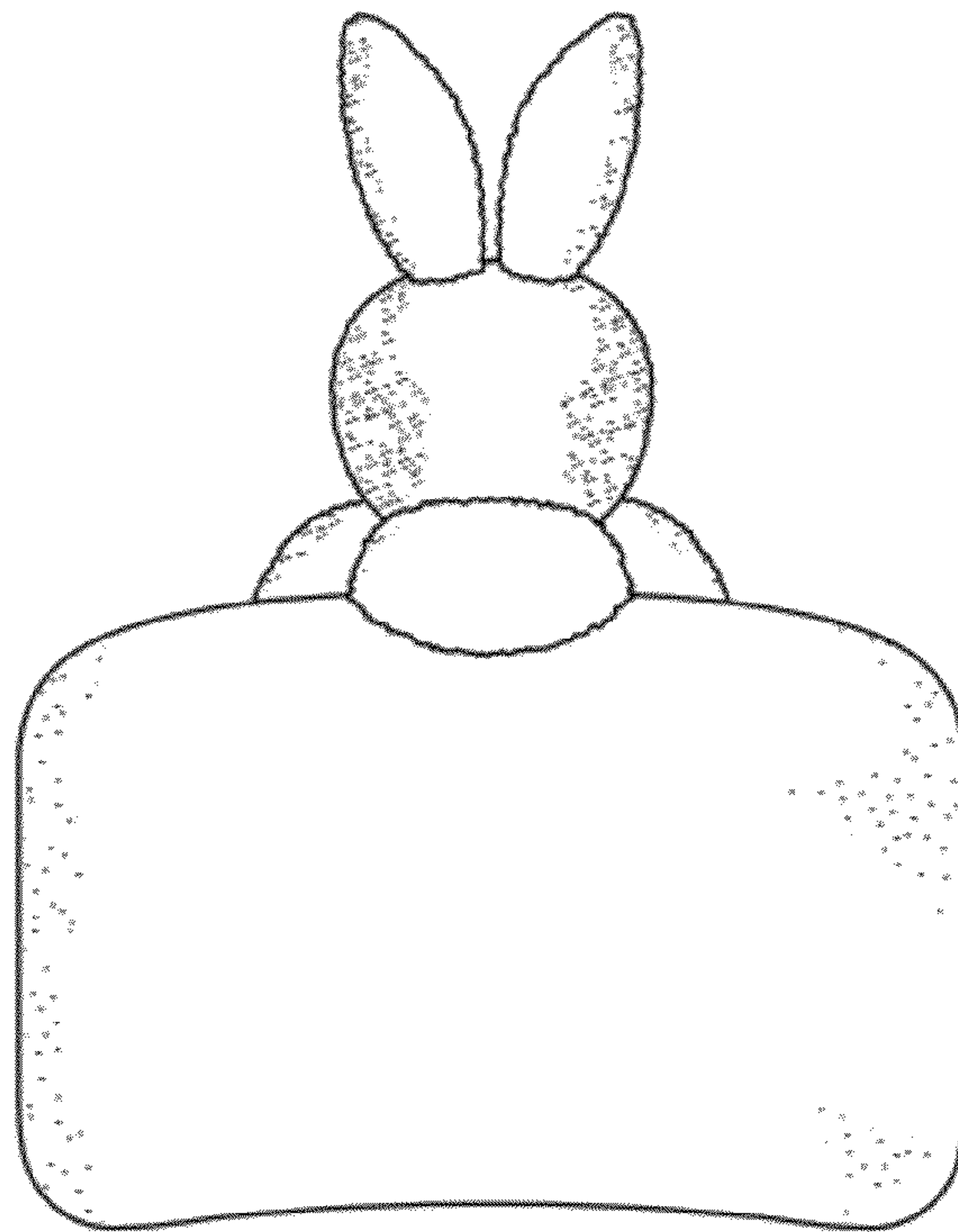
FIG. 1 is a top view of the lap desk which embodies my design;  
FIG. 2 is a bottom view of the lap desk;  
FIG. 3 is a front side view of the lap desk;  
FIG. 4 is a back side view of the lap desk; and,  
FIG. 5 is a side view of the lap desk.

**1 Claim, 2 Drawing Sheets**






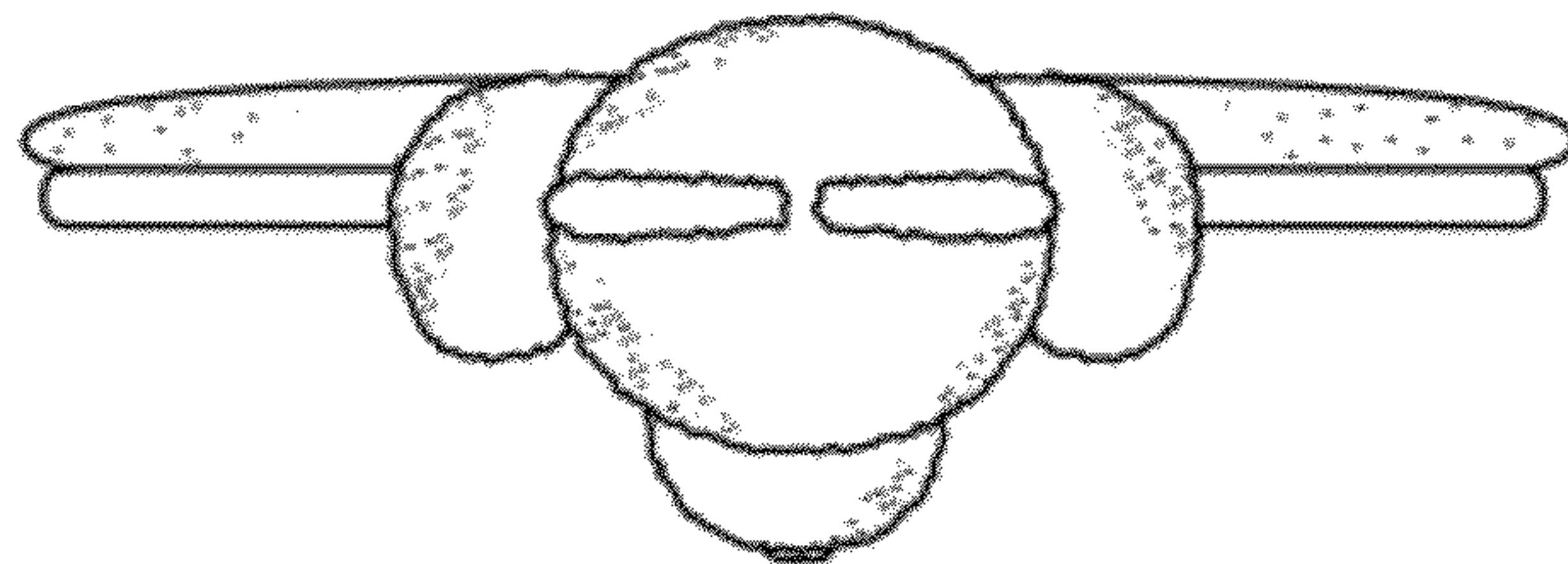
*Fig. 1*



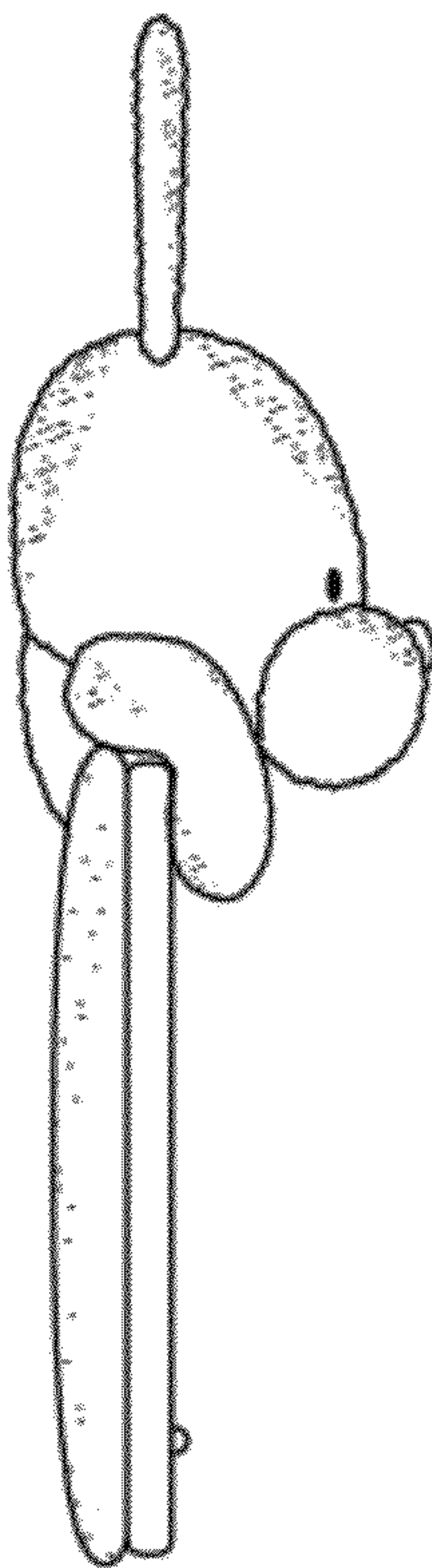
*Fig. 2*



*Fig. 3*



*Fig. 4*



*Fig. 5*