

US00D666419S

(12) **United States Design Patent**  
**Riedesel et al.**

(10) **Patent No.:** **US D666,419 S**  
(45) **Date of Patent:** **\*\* Sep. 4, 2012**

- (54) **STACKABLE TRAY FOR HOLDING CARTRIDGES**
- (75) Inventors: **Shaun Riedesel**, Madison, SD (US);  
**Randy Derby**, Estelline, SD (US)
- (73) Assignee: **Falcon Plastics, Inc.**, Brookings, SD (US)
- (\*\*) Term: **14 Years**
- (21) Appl. No.: **29/410,457**
- (22) Filed: **Jan. 9, 2012**

**Related U.S. Application Data**

- (63) Continuation-in-part of application No. 29/394,224, filed on Jun. 14, 2011, now Pat. No. Des. 651,802.
- (51) **LOC (9) Cl.** ..... **03-01**
- (52) **U.S. Cl.** ..... **D3/313**
- (58) **Field of Classification Search** ..... D3/304, D3/311, 313-315; D6/449-450, 396-397, D6/466-469, 629; D24/227; D7/701, 605, D7/550.1; 206/139, 201-203, 427; 220/4.26  
See application file for complete search history.

(56) **References Cited**

**U.S. PATENT DOCUMENTS**

3,701,449	A *	10/1972	Schoeller et al. ....	220/519
3,813,987	A	6/1974	Minneman	
4,257,520	A	3/1981	Hohmann et al.	
D313,493	S	1/1991	Apps et al.	
5,052,549	A	10/1991	Scharch	
D327,357	S *	6/1992	Rehrig .....	D3/311
5,335,814	A *	8/1994	Hepp .....	220/509
D360,321	S *	7/1995	Wang et al. ....	D6/469
5,487,487	A	1/1996	Hammett	
D378,249	S	3/1997	Apps et al.	
D381,515	S	7/1997	Haynes	
5,651,461	A *	7/1997	Apps et al. ....	206/503

D407,243	S	3/1999	Thoesen	
D445,253	S	7/2001	Hammett	
D461,554	S *	8/2002	Lafond et al. ....	D24/230
D465,417	S	11/2002	Apps	
D485,756	S *	1/2004	Apps .....	D9/434
D535,881	S	1/2007	Liukko	
D558,453	S	1/2008	Richter	
D561,025	S	2/2008	Gilfert	
D575,735	S *	8/2008	Foreman et al. ....	D13/119
D585,372	S	1/2009	Foreman et al.	
D589,626	S *	3/2009	Petersen .....	D24/230
D592,401	S *	5/2009	Beavers et al. ....	D3/304
D592,996	S	5/2009	Howard et al.	
7,549,539	B2 *	6/2009	Apps .....	206/509
D600,016	S	9/2009	Tiilikainen	
D606,794	S *	12/2009	Steppat et al. ....	D6/606
D626,866	S	11/2010	Powers	
D632,651	S *	2/2011	Foreman et al. ....	D13/119
D635,364	S	4/2011	Benetti et al.	
D642,789	S	8/2011	Cooper	
D653,856	S *	2/2012	Lowe .....	D3/313

\* cited by examiner

*Primary Examiner* — Kelley Donnelly

(74) *Attorney, Agent, or Firm* — Morris O'Bryant Compagni

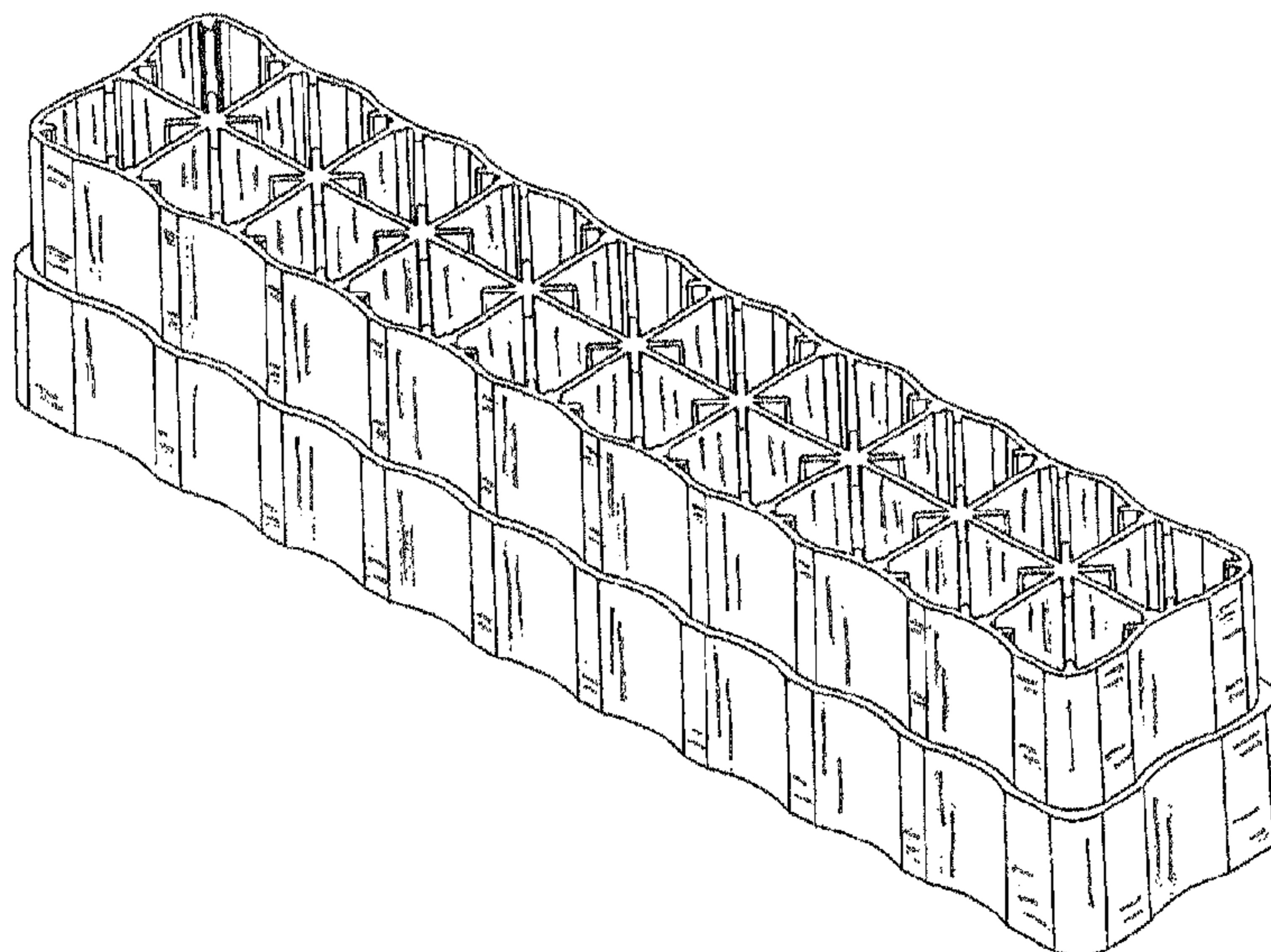
(57) **CLAIM**

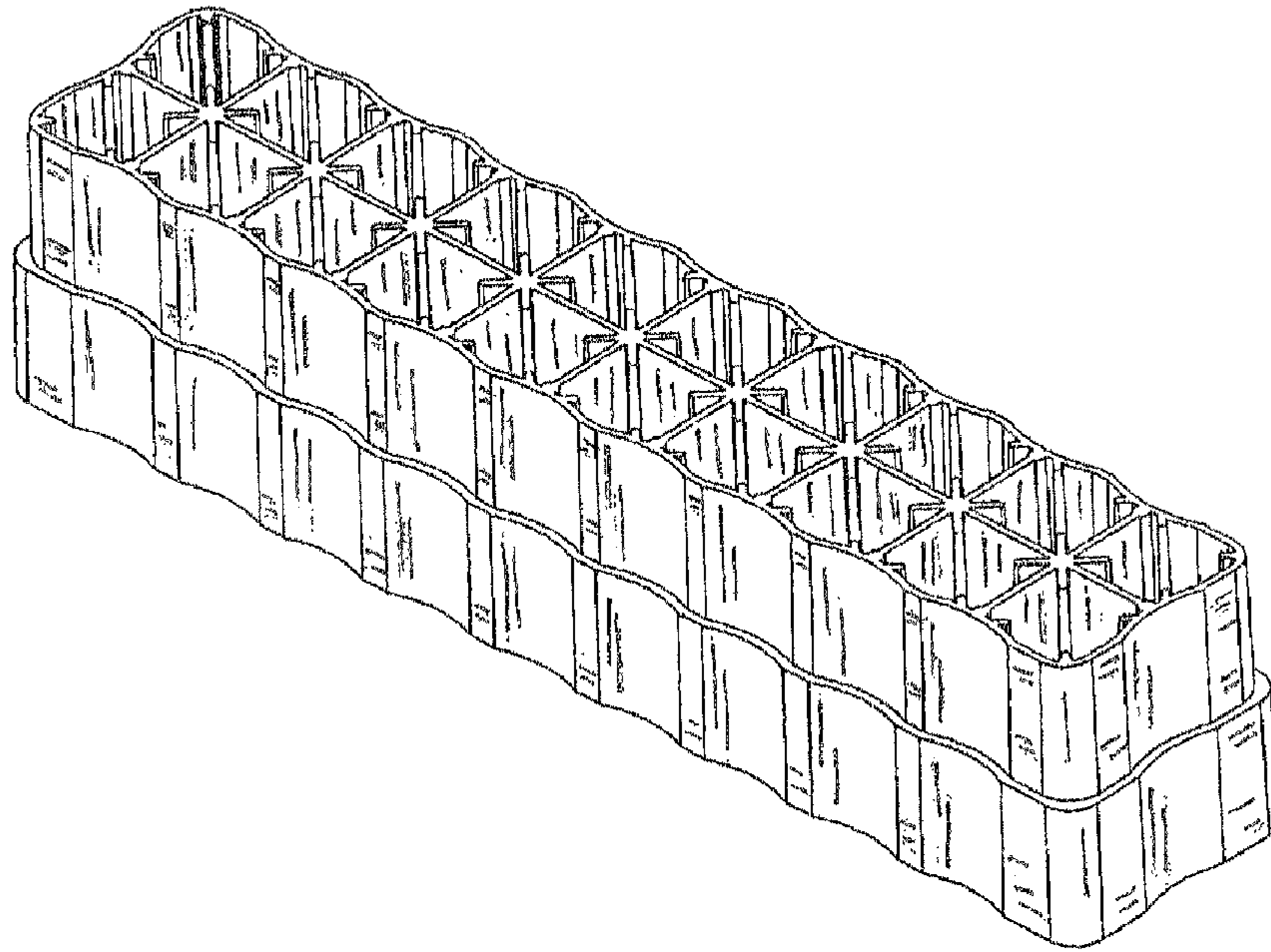
The ornamental design for the stackable tray for holding cartridges, as shown and described herein.

**DESCRIPTION**

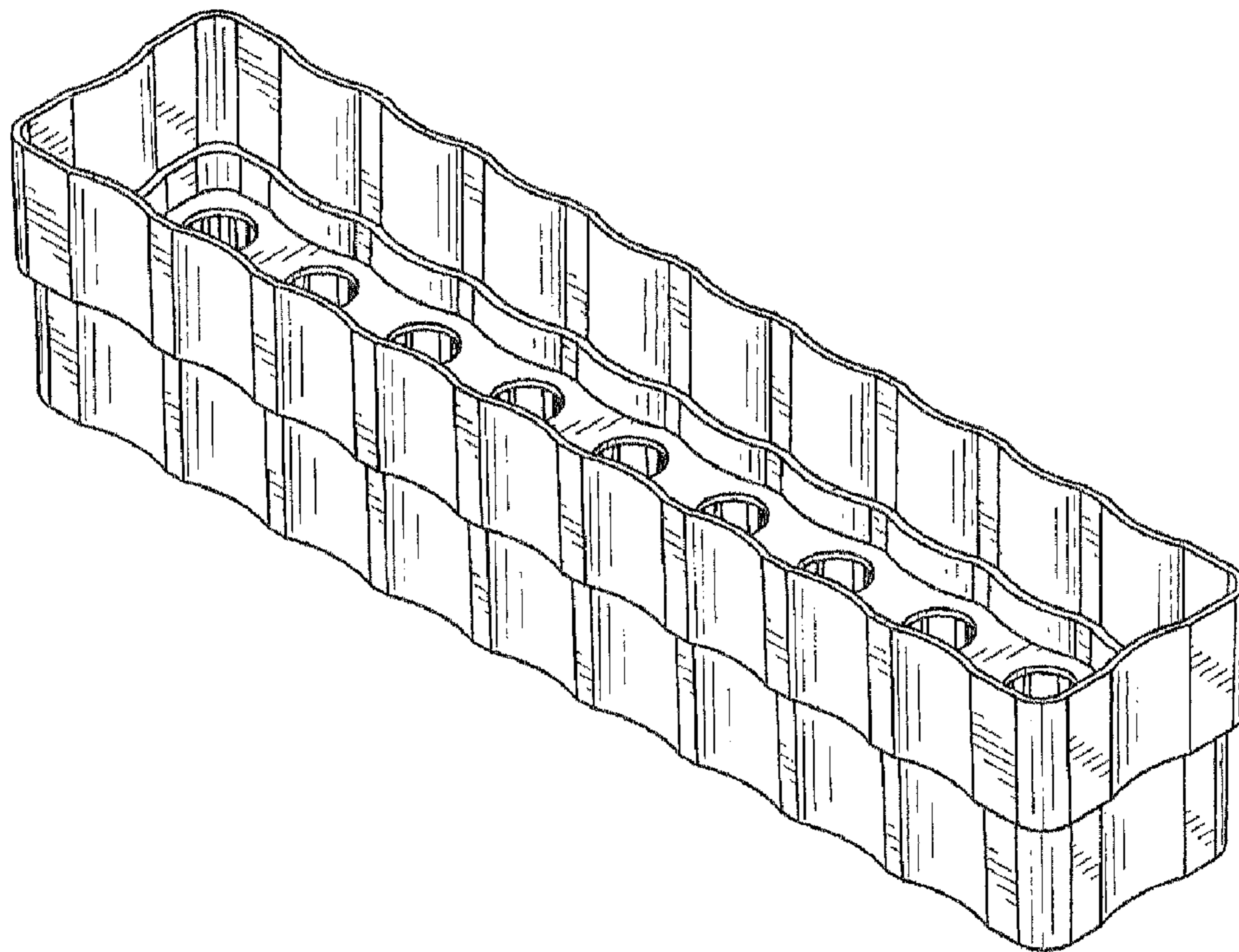
FIG. 1 is a top isometric view of the stackable tray for holding cartridges;  
 FIG. 2 is a bottom isometric view thereof;  
 FIG. 3 is an alternative bottom isometric view thereof;  
 FIG. 4 is a top plan view thereof;  
 FIG. 5 is a bottom plan view thereof;  
 FIG. 6 is a front side view thereof;  
 FIG. 7 is a rear side view thereof;  
 FIG. 8 is a left side view thereof; and,  
 FIG. 9 is a right side thereof.

**1 Claim, 3 Drawing Sheets**



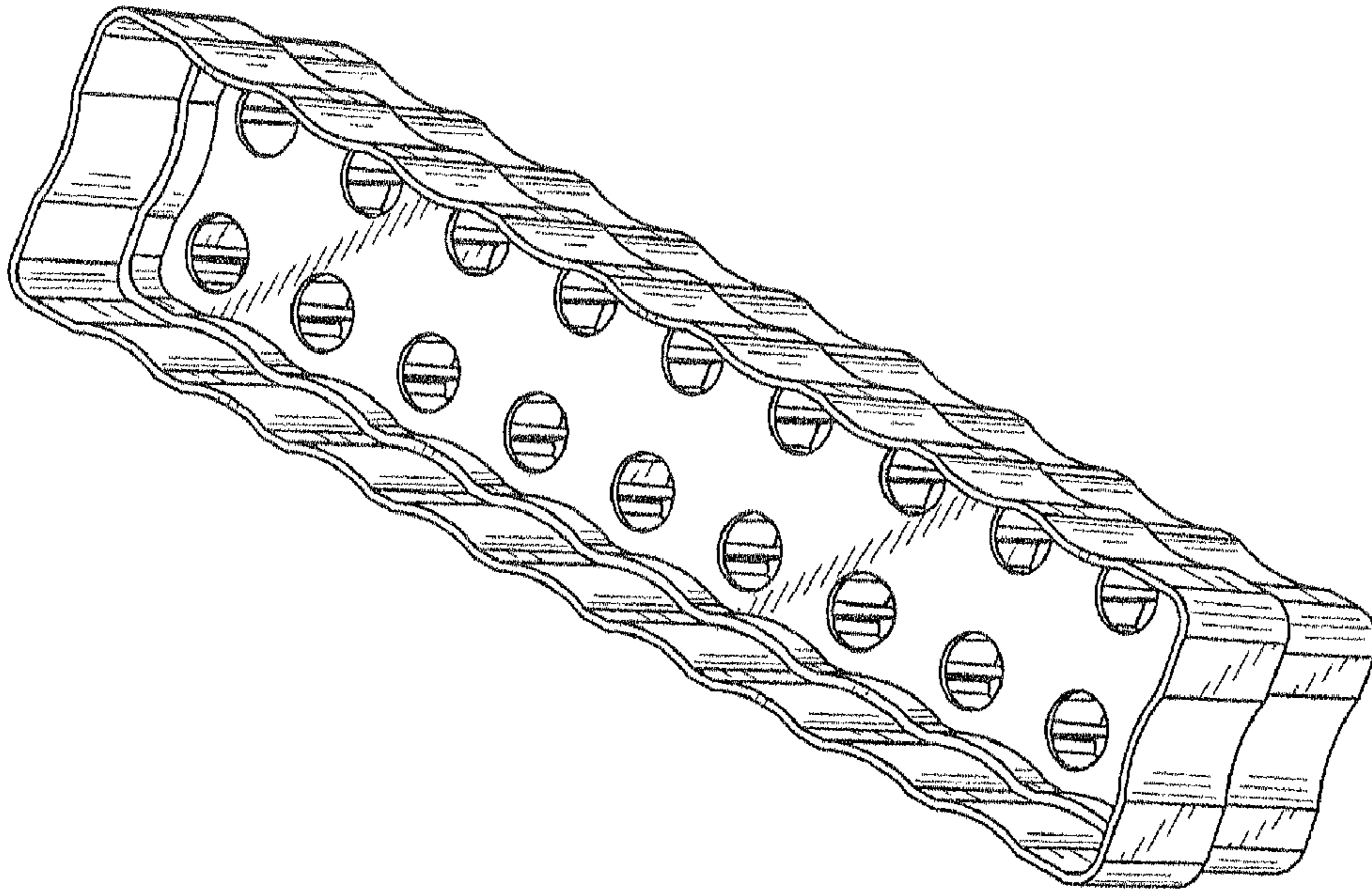


**FIG. 1**

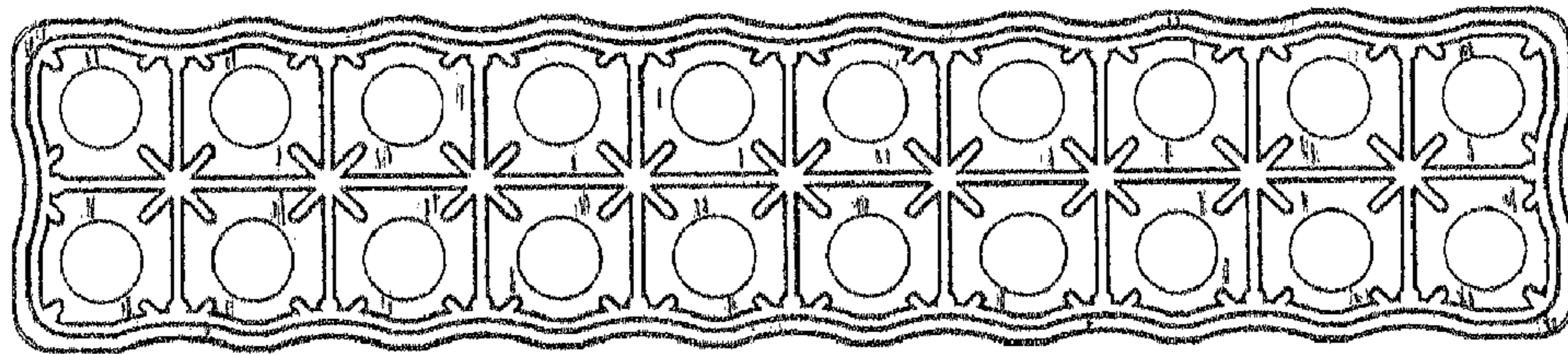


**FIG. 2**

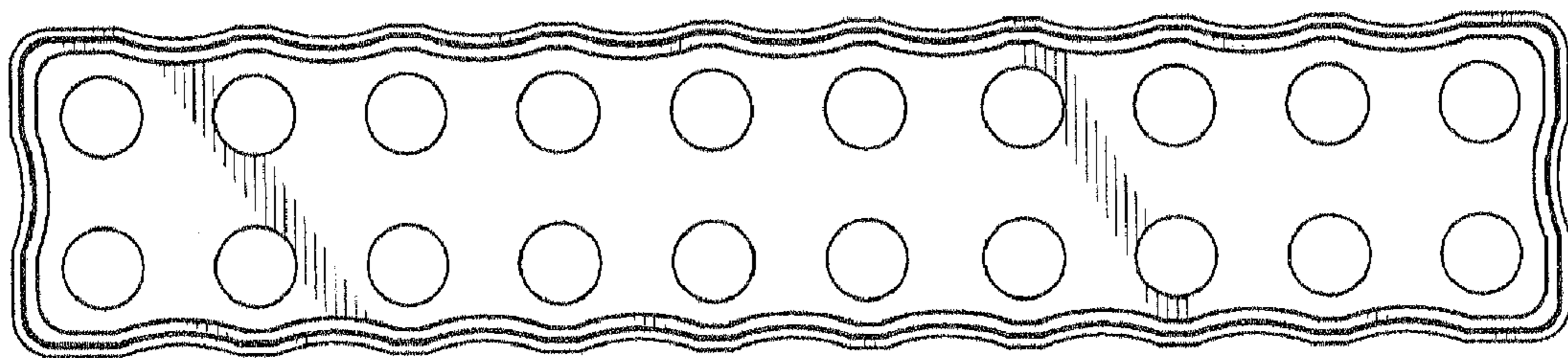




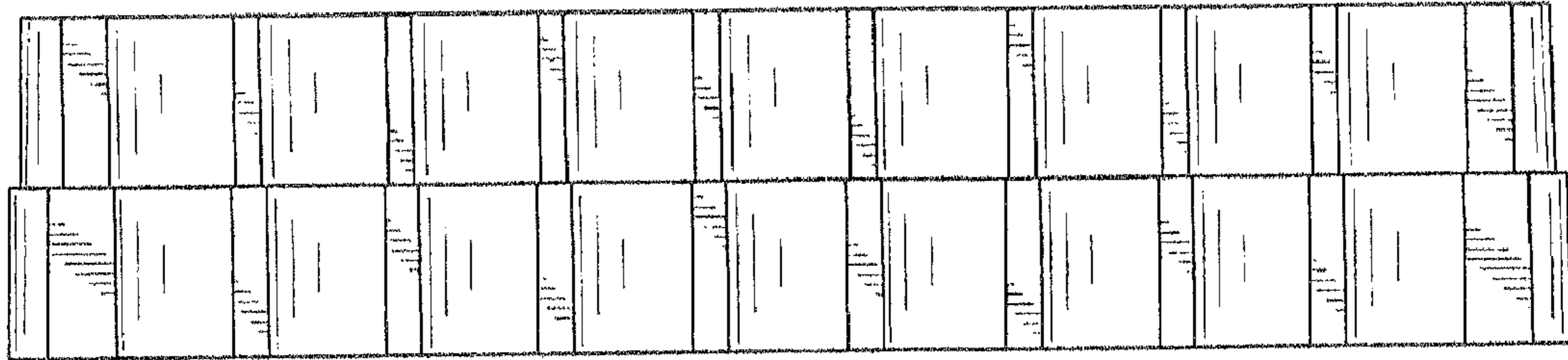
**FIG. 3**



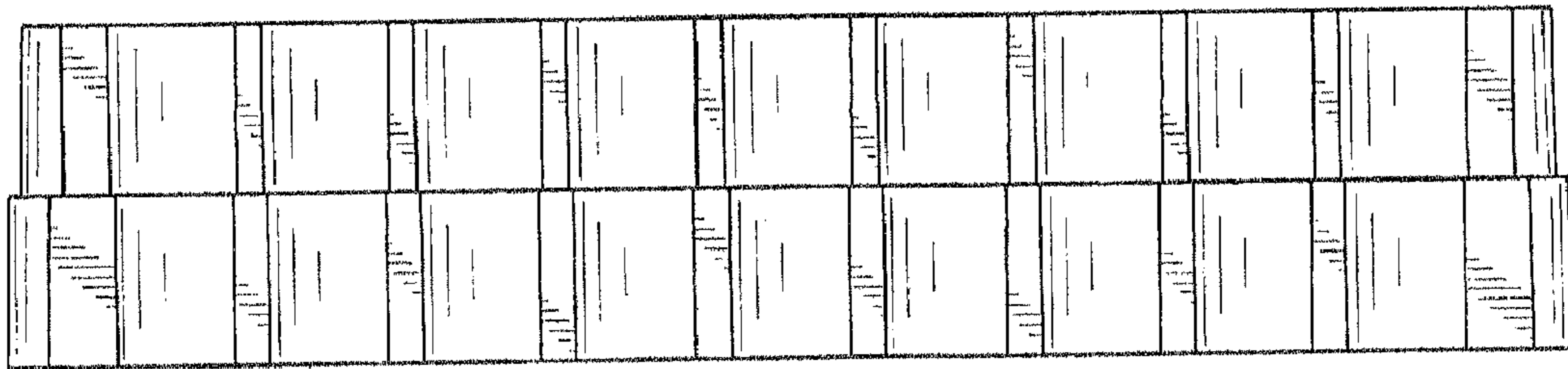
**FIG. 4**



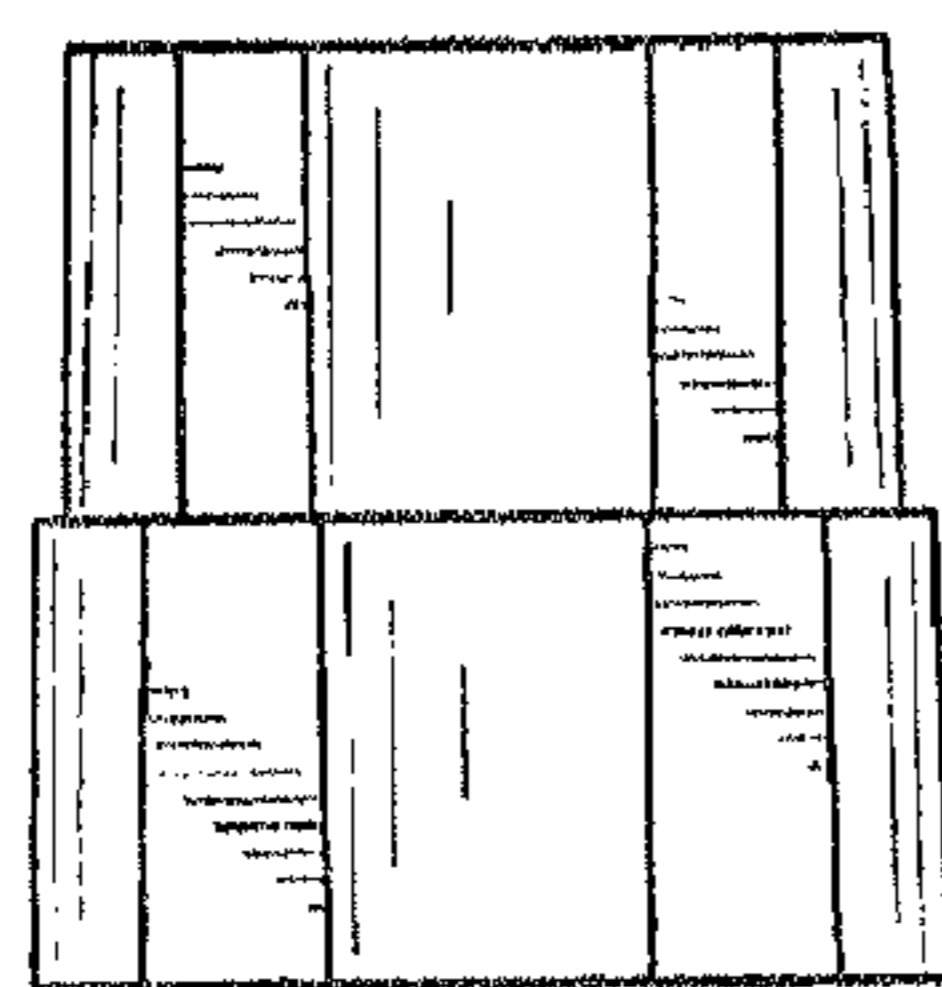
**FIG. 5**



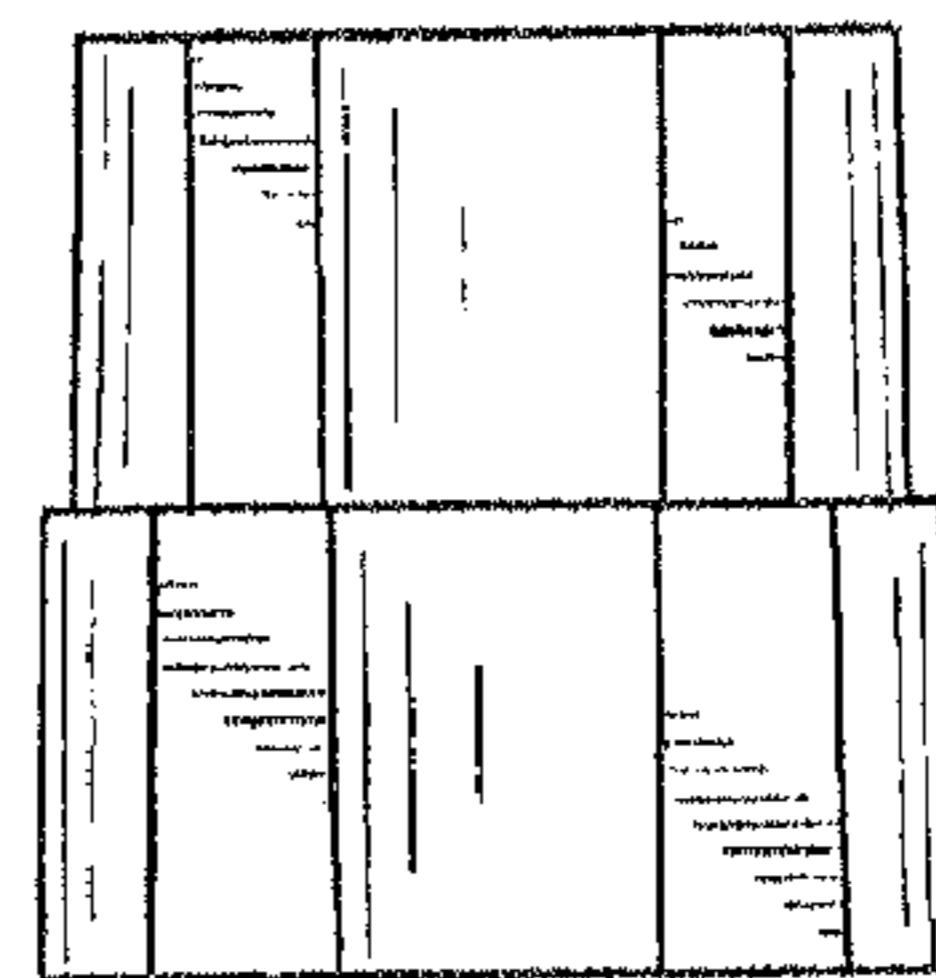
**FIG. 6**



**FIG. 7**



**FIG. 8**



**FIG. 9**