



US00D666413S

(12) **United States Design Patent**
Carter

(10) **Patent No.:** **US D666,413 S**
(45) **Date of Patent:** **** Sep. 4, 2012**

(54) **WRIST WALLET**

(76) Inventor: **Charlotte Kay Carter**, Longwood, FL
(US)

(**) Term: **14 Years**

(21) Appl. No.: **29/373,712**

(22) Filed: **May 16, 2011**

(51) **LOC (9) Cl.** **03-01**

(52) **U.S. Cl.** **D3/248**

(58) **Field of Classification Search** D3/215,
D3/226; 2/161.1, 162, 858; 150/149; 224/219,
224/222, 236, 267

See application file for complete search history.

(56) **References Cited**

U.S. PATENT DOCUMENTS

D193,760	S	*	10/1962	Sanders	D2/858
D199,174	S	*	9/1964	Lesavoy	D2/858
D203,528	S	*	1/1966	Kay	D2/858
3,942,693	A		3/1976	Tocci		
D249,592	S		9/1978	Libonati		
D255,509	S		6/1980	Nathan et al.		
D259,220	S	*	5/1981	Small et al.	D3/221
4,905,881	A		3/1990	Graber		
D323,939	S		2/1992	Mok		
D339,472	S		9/1993	Parker		
D340,805	S		11/1993	Bates et al.		
5,341,972	A		8/1994	Jacks		
D371,675	S		7/1996	Carter		
D373,900	S		9/1996	Montgomery, Sr.		
5,588,571	A		12/1996	Mazzo		
5,755,366	A		5/1998	Mazzo		

D402,441	S	*	12/1998	Kelly	D2/858
D442,365	S	*	5/2001	Law	D3/252
6,227,424	B1	*	5/2001	Roegner	224/219
6,321,957	B1		11/2001	Rossi		
D457,291	S	*	5/2002	Miller	D2/858
D459,875	S	*	7/2002	Mack et al.	D3/226
6,443,341	B1		9/2002	Rittmann		
D496,786	S		10/2004	Wolf		

* cited by examiner

Primary Examiner — Holly Baynham

(57) **CLAIM**

The ornamental design for a wrist wallet, as shown and described.

DESCRIPTION

FIG. 1 is a front elevational view of the wrist wallet in an unassembled condition, with the central pocket flap open showing my new design.

FIG. 2 is a front elevational view thereof with the central pocket flap closed.

FIG. 3 is a rear elevational view thereof.

FIG. 4 is a front perspective view thereof secured in position. The broken line showing of hands is included for the purpose of illustrating environment and forms no part of the claimed design; and,

FIG. 5 is a rear perspective view of the invention secured in position. The broken line showing of hands is included for the purpose of illustrating environment and forms no part of the claimed design.

1 Claim, 2 Drawing Sheets

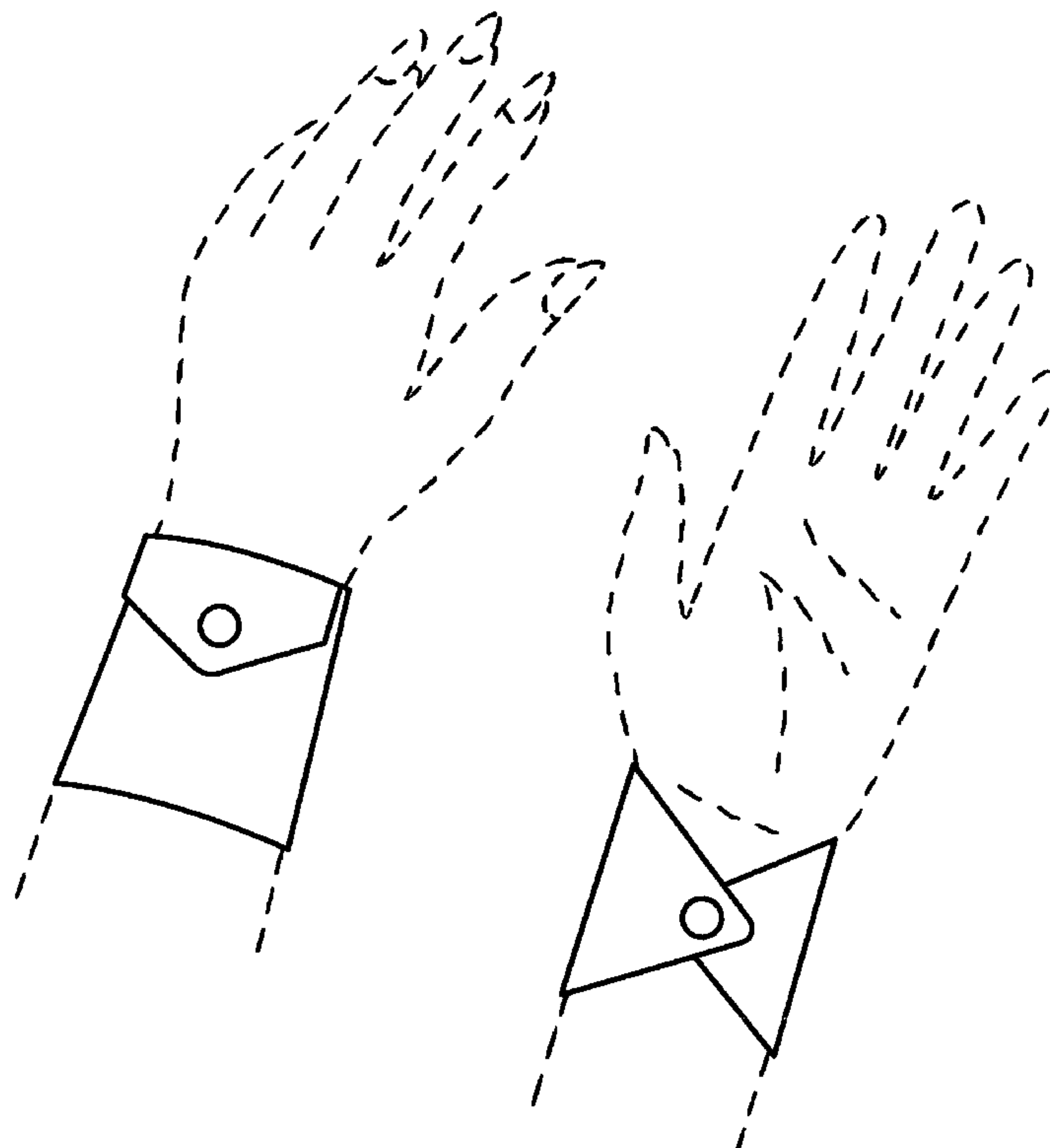


Fig. 1

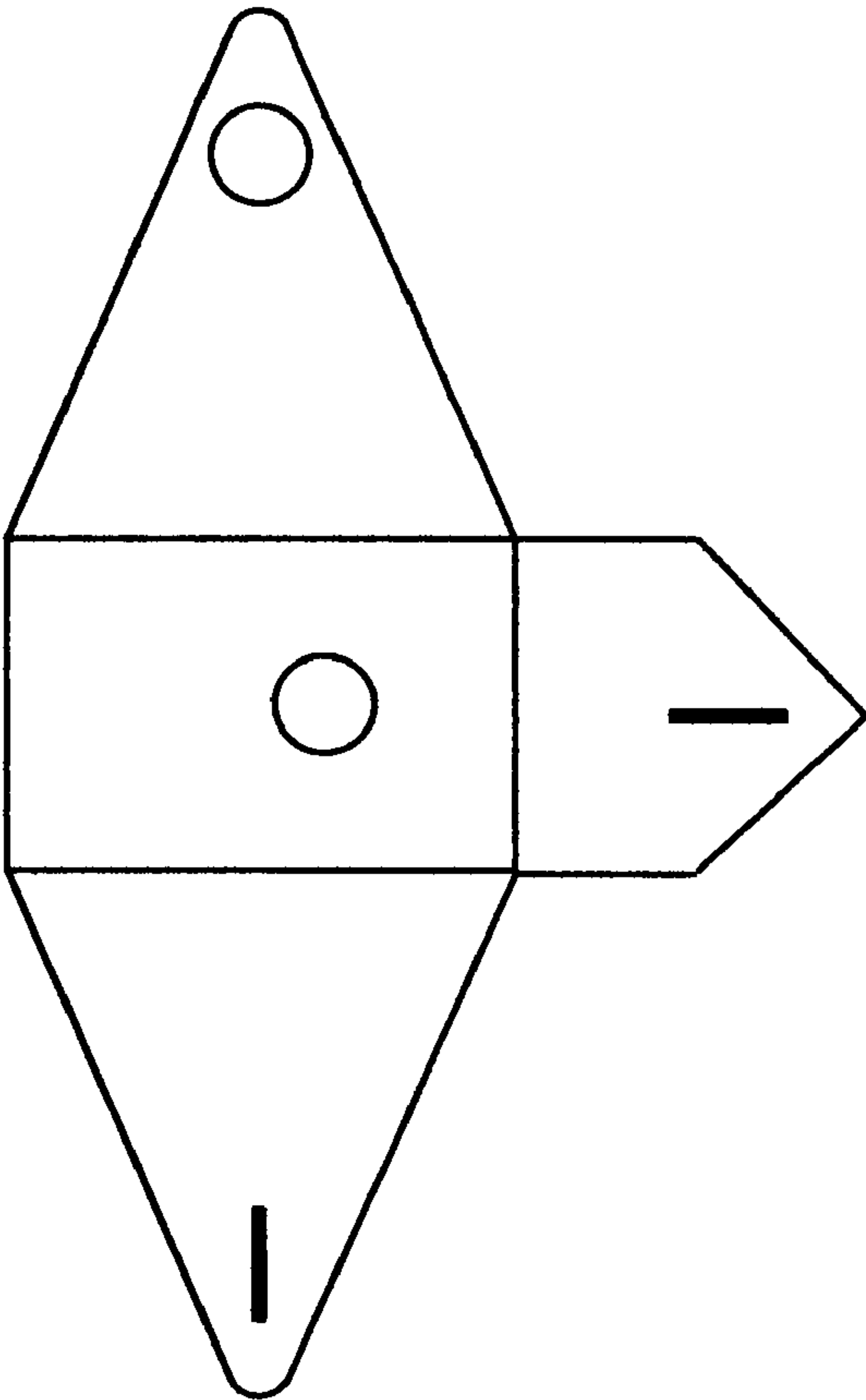


Fig. 2

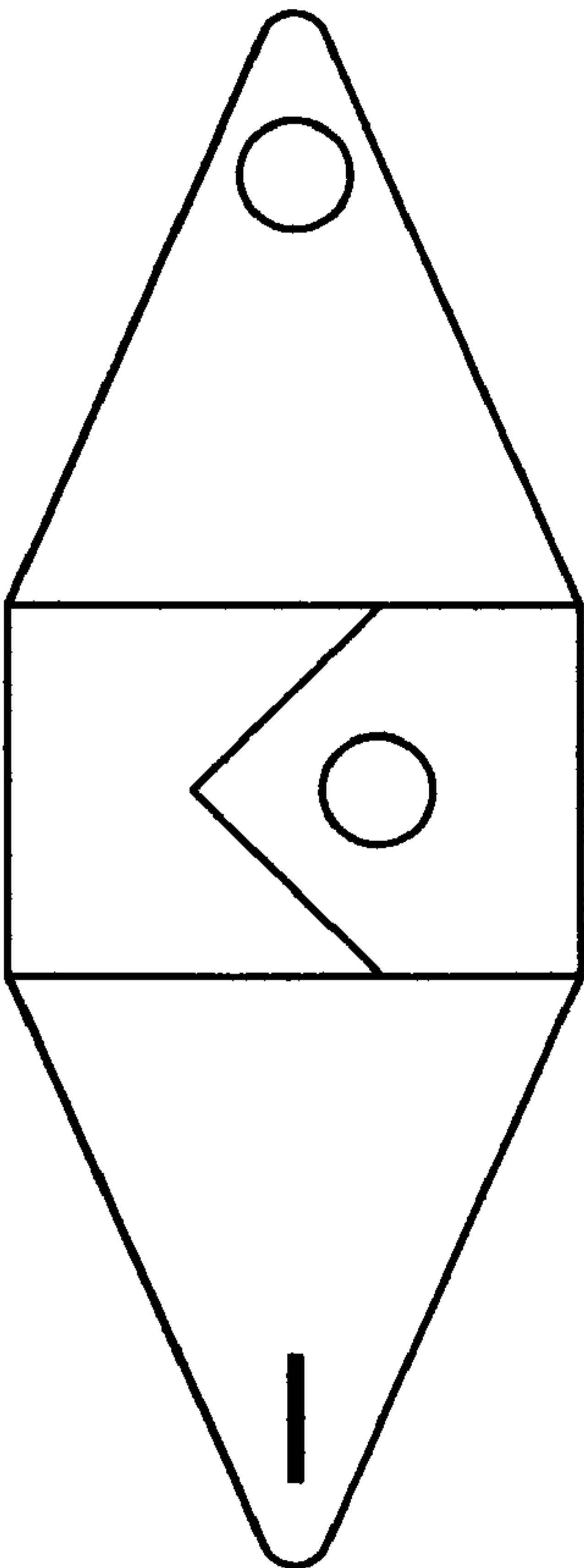


Fig. 3

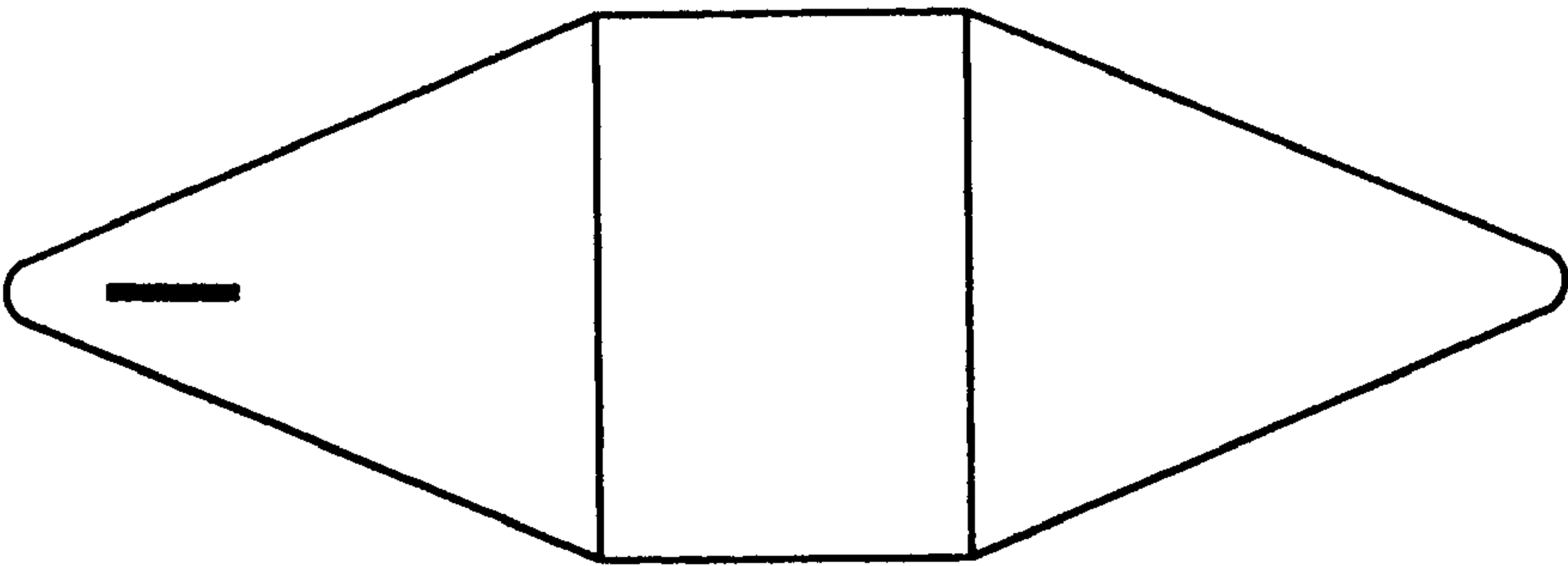


Fig. 4

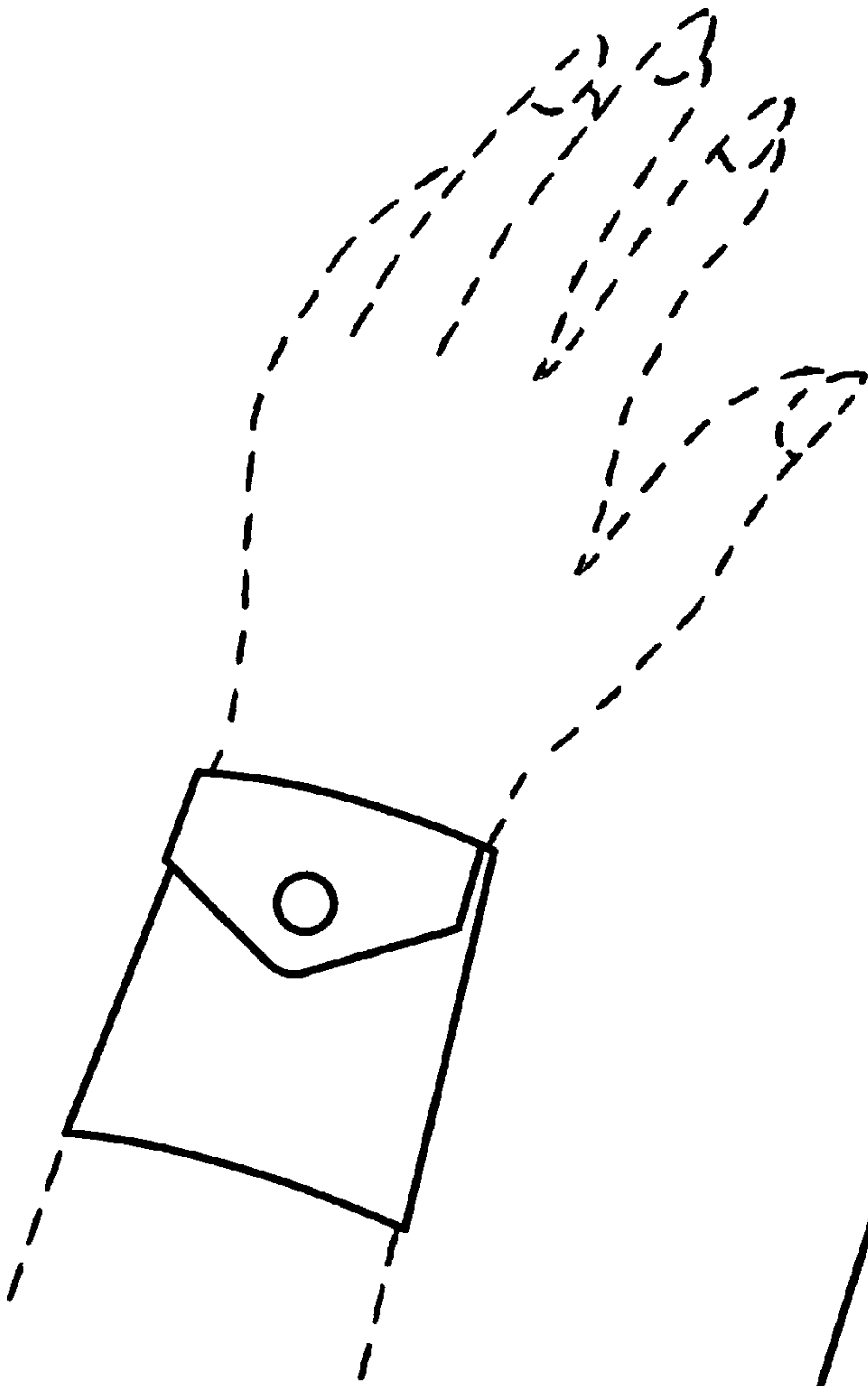


Fig. 5

