

US00D666411S

(12) **United States Design Patent**
Goserud

(10) **Patent No.:** **US D666,411 S**
(45) **Date of Patent:** **** Sep. 4, 2012**

(54) **COMPARTMENTED SPHERICAL HOLDER FOR GOLF TEES**

(76) Inventor: **J. Thomas Goserud**, Landisville, PA (US)

(**) Term: **14 Years**

(21) Appl. No.: **29/373,059**

(22) Filed: **Feb. 25, 2011**

(51) **LOC (9) Cl.** **03-01**

(52) **U.S. Cl.** **D3/221**

(58) **Field of Classification Search** D3/221,
D3/224, 215, 228; D21/796; 206/315.1;
224/267, 269, 669, 918-919, 274, 249, 434;
473/284-286

See application file for complete search history.

(56) **References Cited**

U.S. PATENT DOCUMENTS

3,360,170 A * 12/1967 Scannell et al. 224/274
D229,203 S * 11/1973 Cicero D3/224
3,891,130 A * 6/1975 Brennan 224/249

D315,008 S * 2/1991 Popovits D3/224
D389,547 S * 1/1998 Smallwood et al. D3/221
5,775,559 A * 7/1998 Mechanic et al. 224/434
D543,695 S * 6/2007 Sands D3/221
D567,320 S * 4/2008 Pelosi D21/796
D653,722 S * 2/2012 Morris et al. D21/796

* cited by examiner

Primary Examiner — Catheri Oliver

(74) *Attorney, Agent, or Firm* — Norman B. Rainer

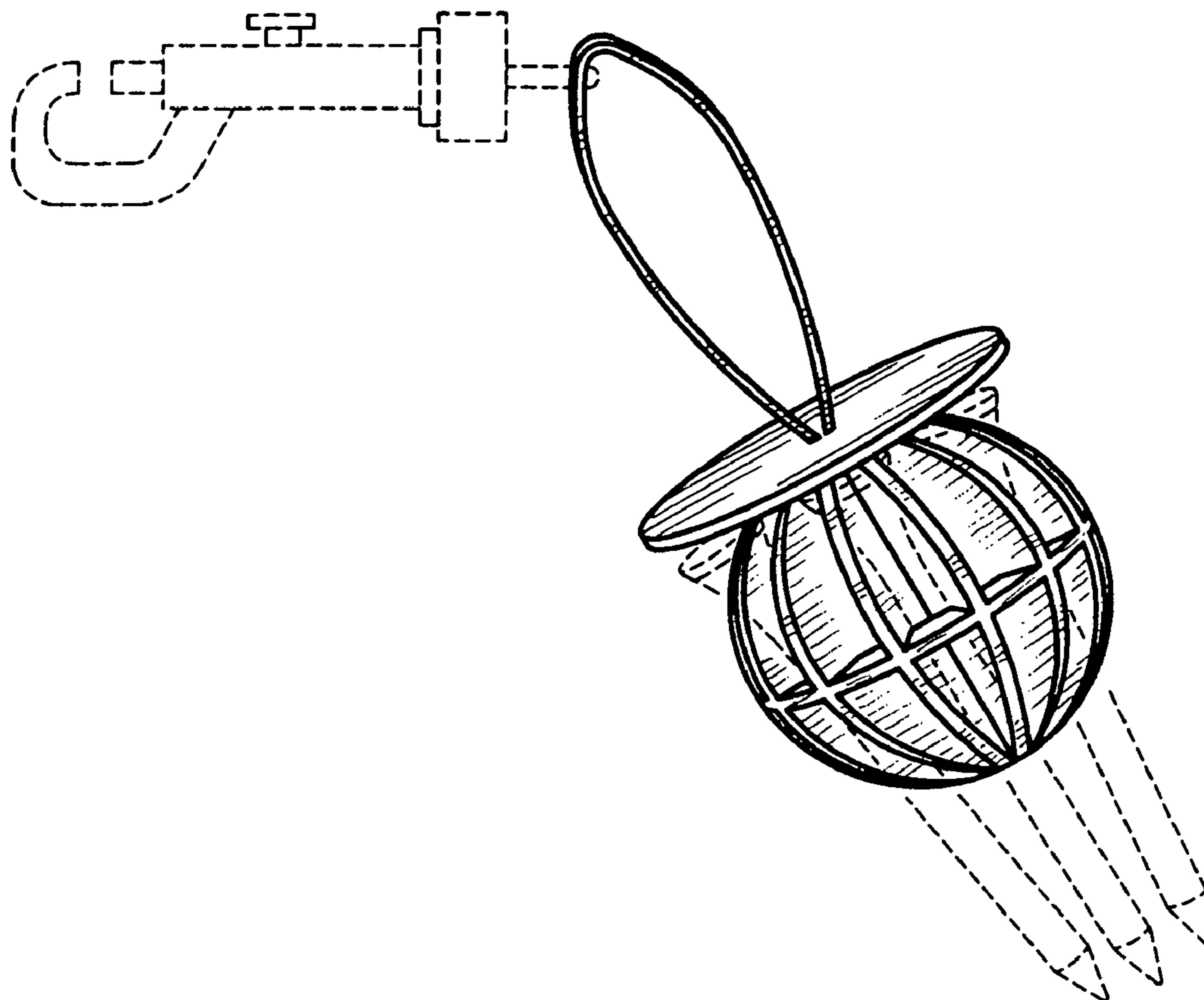
(57) **CLAIM**

The ornamental design for a compartmented spherical holder for golf tees, as shown and described.

DESCRIPTION

FIG. 1 is a perspective view of a compartmented spherical holder for golf tees showing my new design, the golf tees and clip being shown in broken lines for illustrative purposes only and forming no part of the claimed design;
FIG. 2 is a side view thereof;
FIG. 3 is a top view thereof; and,
FIG. 4 is a bottom view thereof.

1 Claim, 1 Drawing Sheet



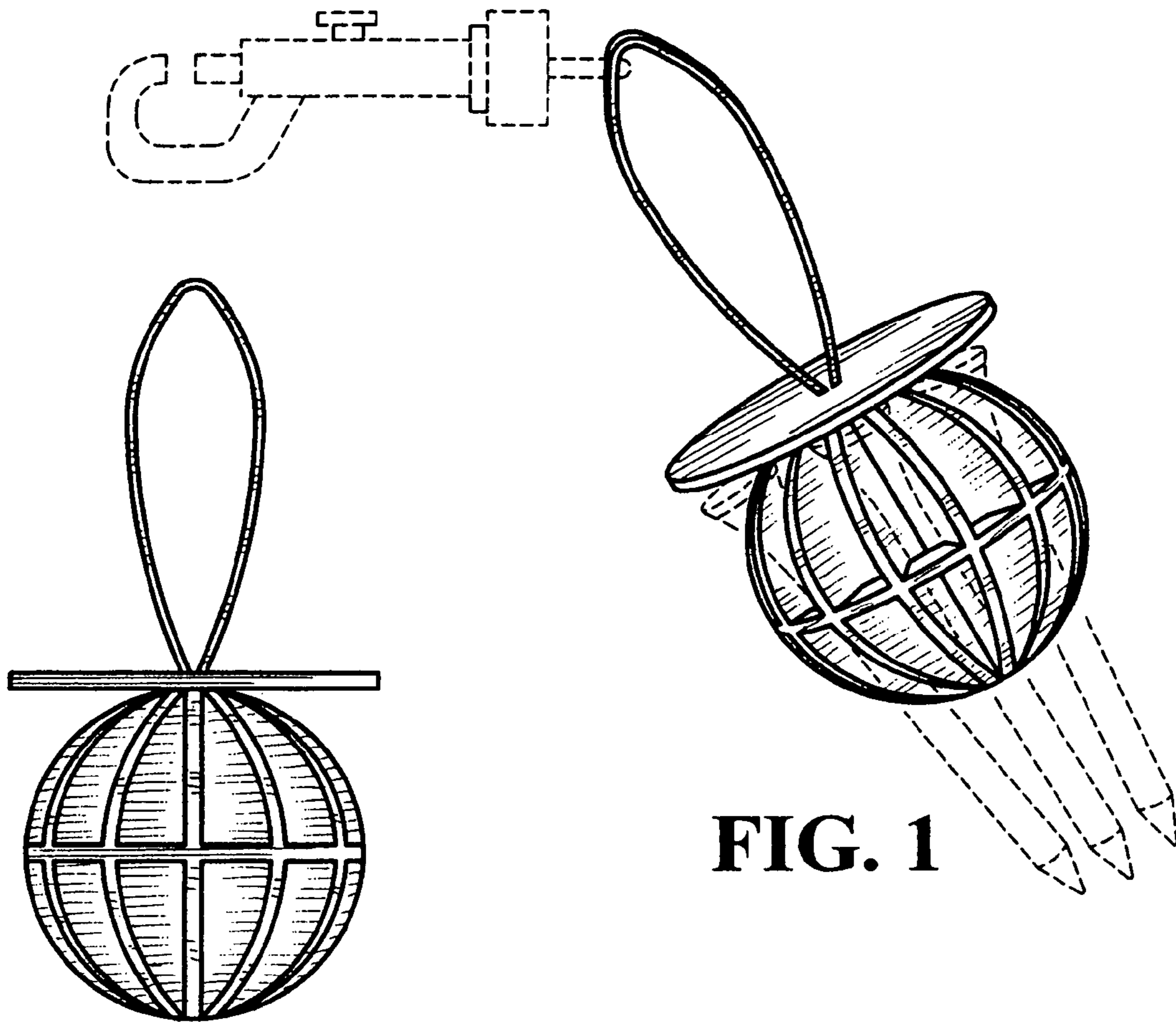


FIG. 1

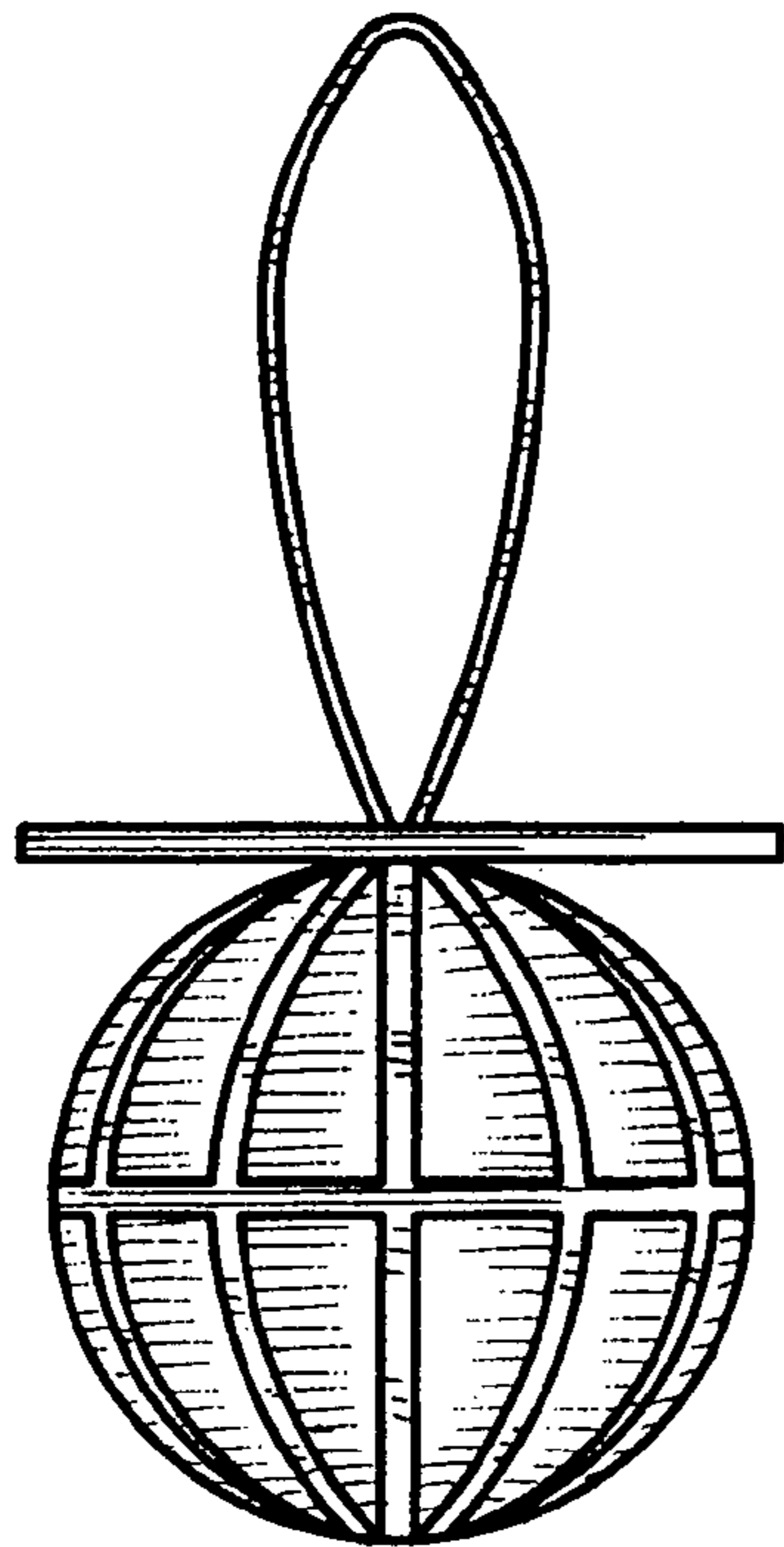


FIG. 2

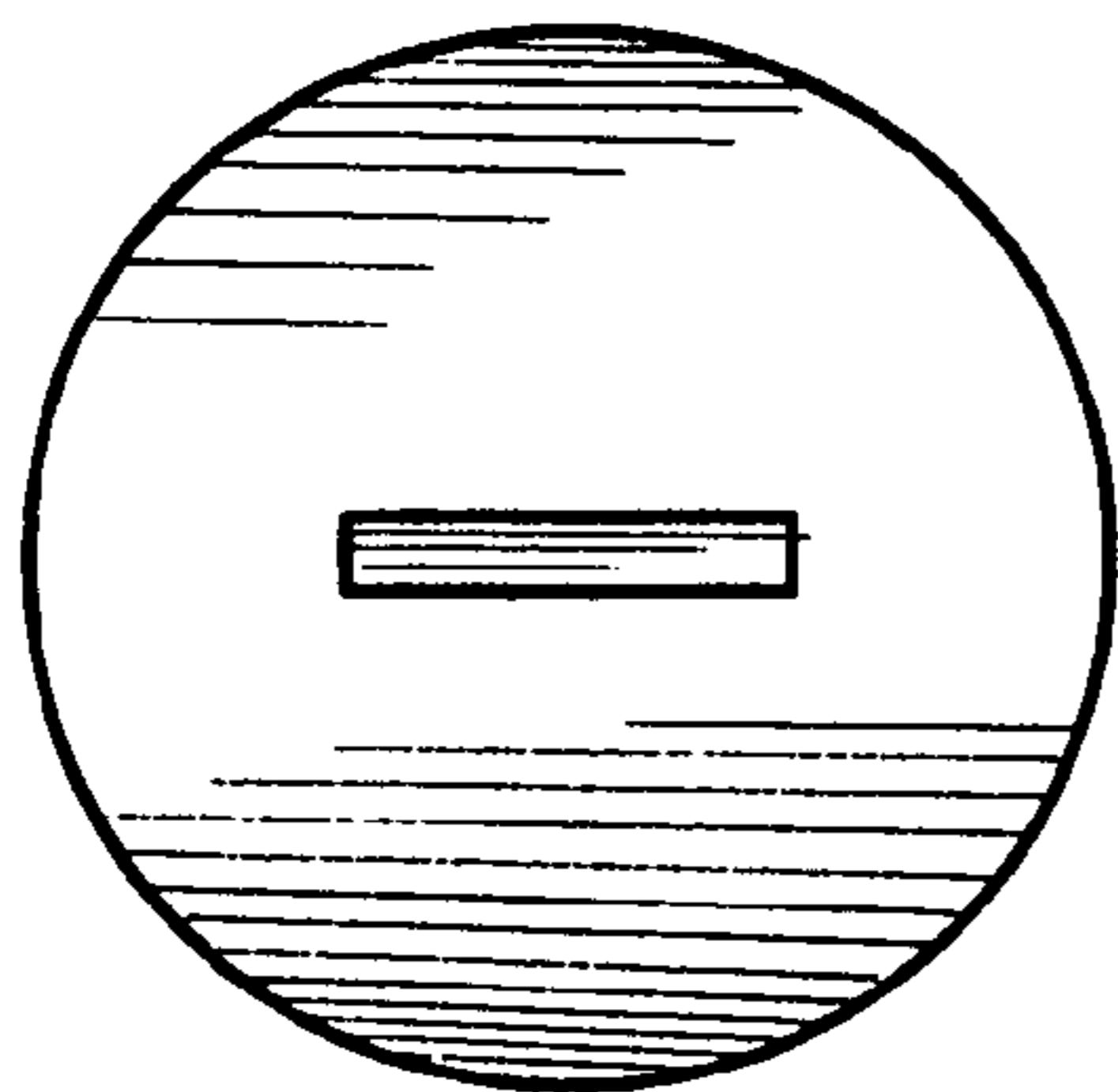


FIG. 3




FIG. 4