

US00D666407S

(12) **United States Design Patent**
Schultz

(10) **Patent No.:** **US D666,407 S**

(45) **Date of Patent:** **** Sep. 4, 2012**

(54) **KEY RING**

(75) Inventor: **Erik von Schultz**, Stockholm (SE)

(73) Assignee: **Drosselmeyer DesignGroup AB**,
Stockholm (SE)

(**) Term: **14 Years**

(21) Appl. No.: **29/402,427**

(22) Filed: **Sep. 23, 2011**

(30) **Foreign Application Priority Data**

Mar. 29, 2011 (WO) DM/075 731

(51) **LOC (9) Cl.** **03-01**

(52) **U.S. Cl.** **D3/207**

(58) **Field of Classification Search** D11/1-2,
D11/14, 26-29, 89-92, 44, 48, 81, 99; 63/26-28,
63/32; D3/207-212; D8/16, 38, 347, 348;
70/456 B, 457, 458; 206/37.1; D21/576,
D21/593, 594, 606, 609, 610, 611, 659, 660
See application file for complete search history.

(56) **References Cited**

U.S. PATENT DOCUMENTS

603,247 A * 5/1898 Becker 70/458
D57,928 S * 5/1921 Payne D3/207

1,462,205 A * 7/1923 Korns 70/458
2,410,951 A * 11/1946 Kuhl 70/458
4,325,273 A * 4/1982 Gibbons 81/485
D283,036 S * 3/1986 Strongwater D20/28
D374,344 S * 10/1996 Sunderland et al. D3/211
5,722,277 A * 3/1998 Williams 70/456 R
7,093,468 B2 * 8/2006 Song 70/457
7,650,770 B2 * 1/2010 Maxwell 70/408
D622,562 S * 8/2010 Knapton D8/19

* cited by examiner

Primary Examiner — Ralf Seifert

(74) *Attorney, Agent, or Firm* — Jeffrey S. Melcher; Manelli
Selter PLLC

(57) **CLAIM**

I claim the ornamental design for a key ring, as shown and
described.

DESCRIPTION

FIG. 1 is a bottom view of the key ring;
FIG. 2 is a right side view of the key ring;
FIG. 3 is a right front view of the key ring;
FIG. 4 is a top view of the key ring;
FIG. 5 is a top perspective view of the key ring;
FIG. 6 is a left side view of the key ring;
FIG. 7 is a left back view of the key ring; and,
FIG. 8 is a bottom perspective view of the key ring.

1 Claim, 2 Drawing Sheets

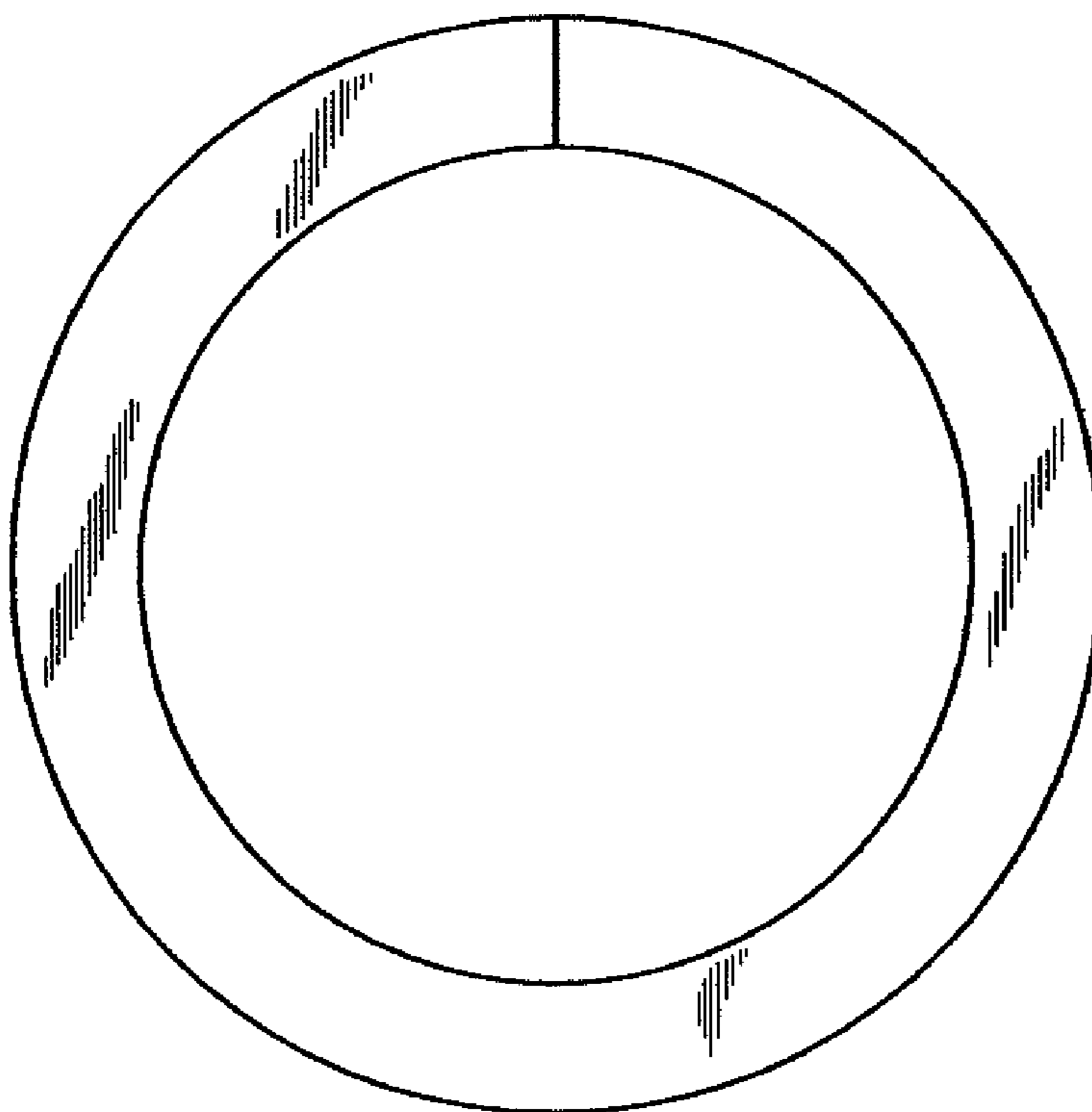


FIG. 1


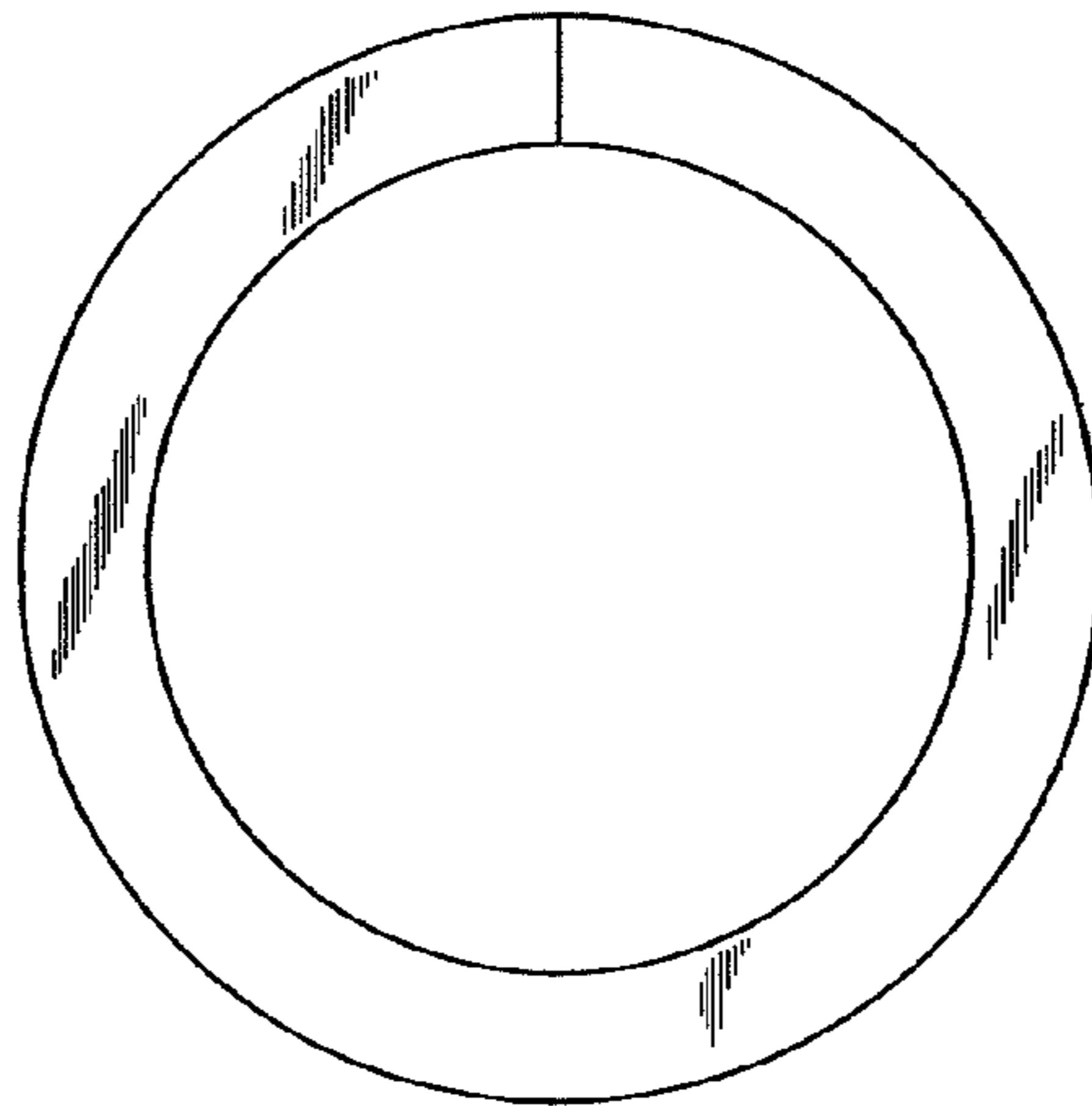


FIG. 2




FIG. 3

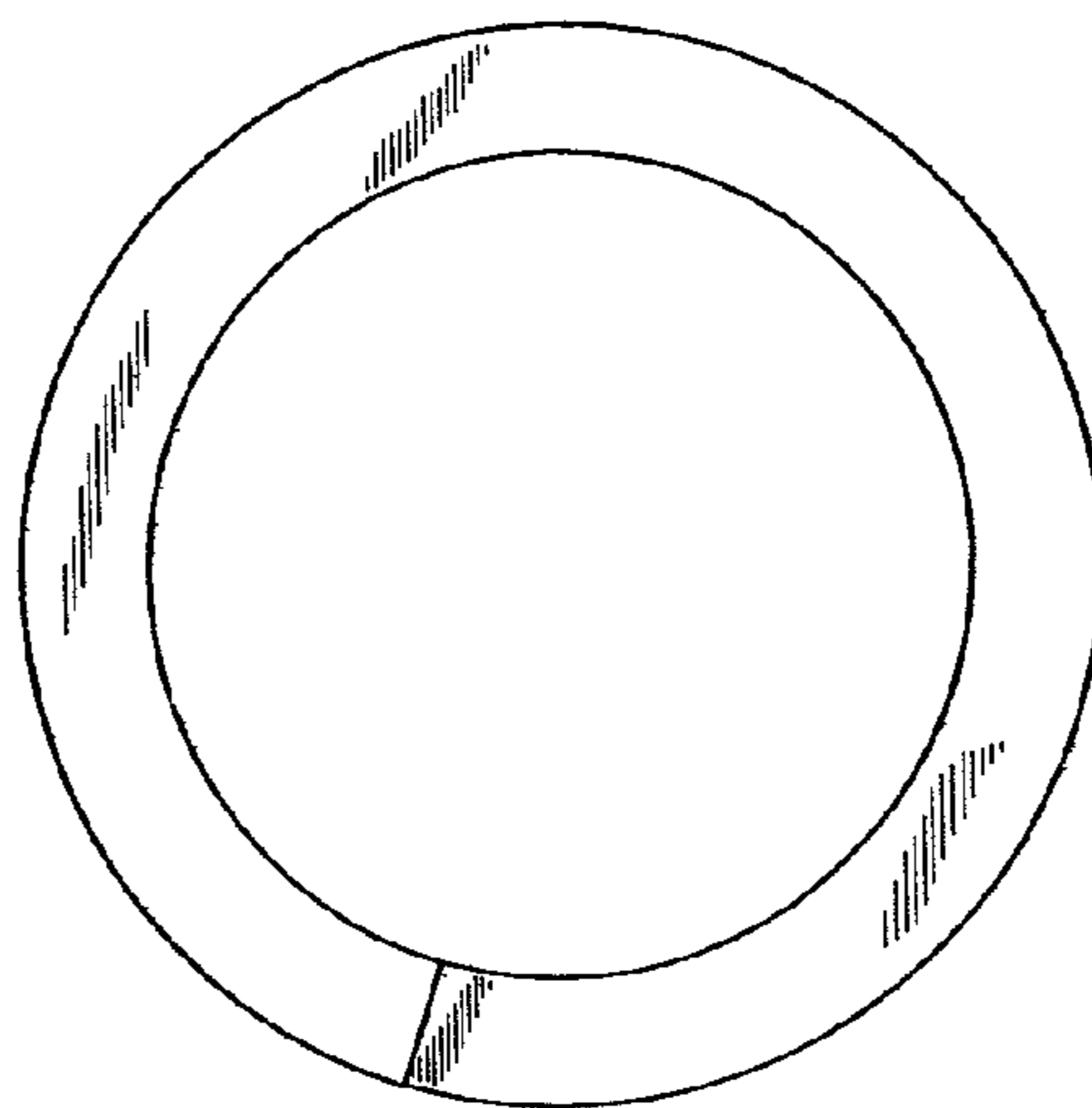


FIG. 4


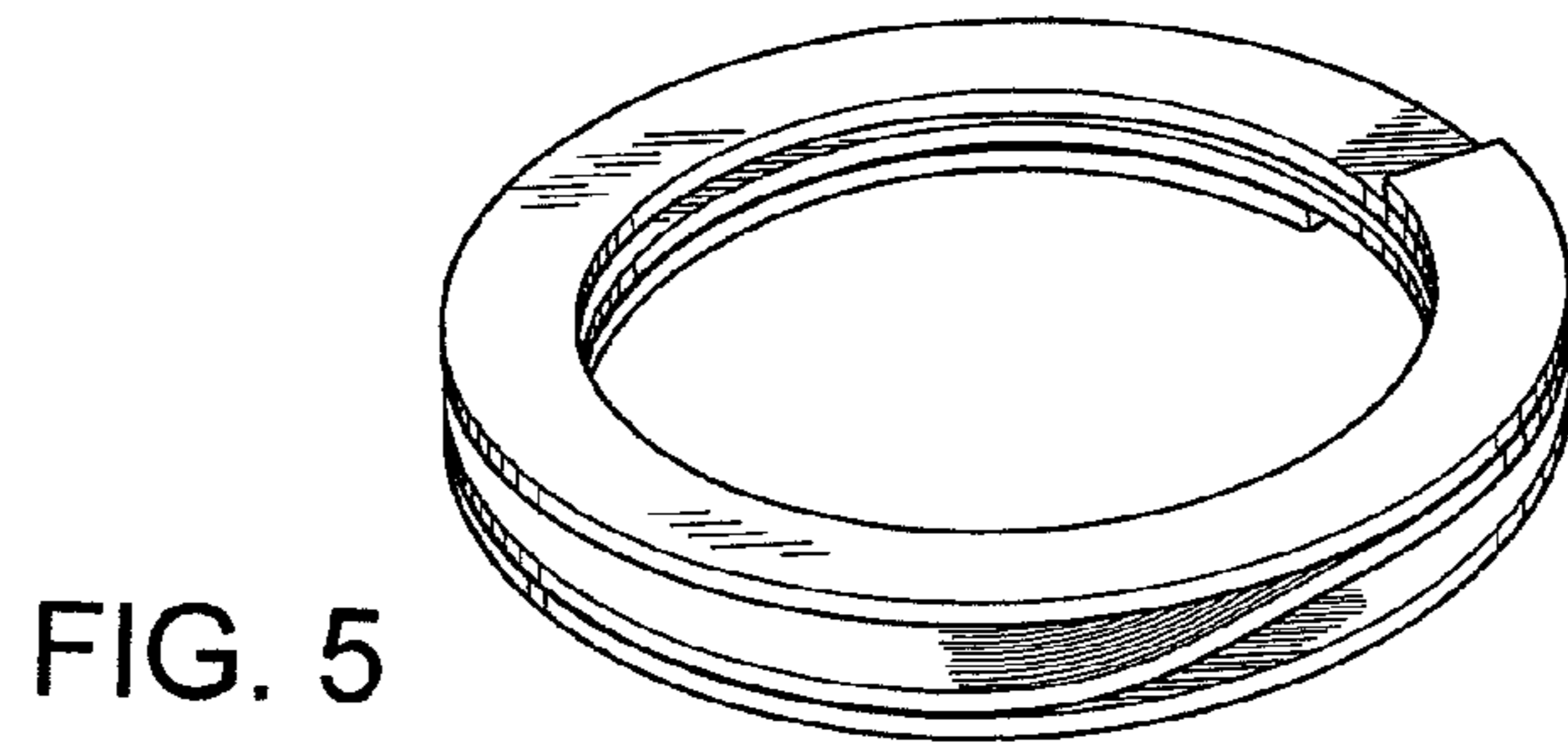


FIG. 6




FIG. 7

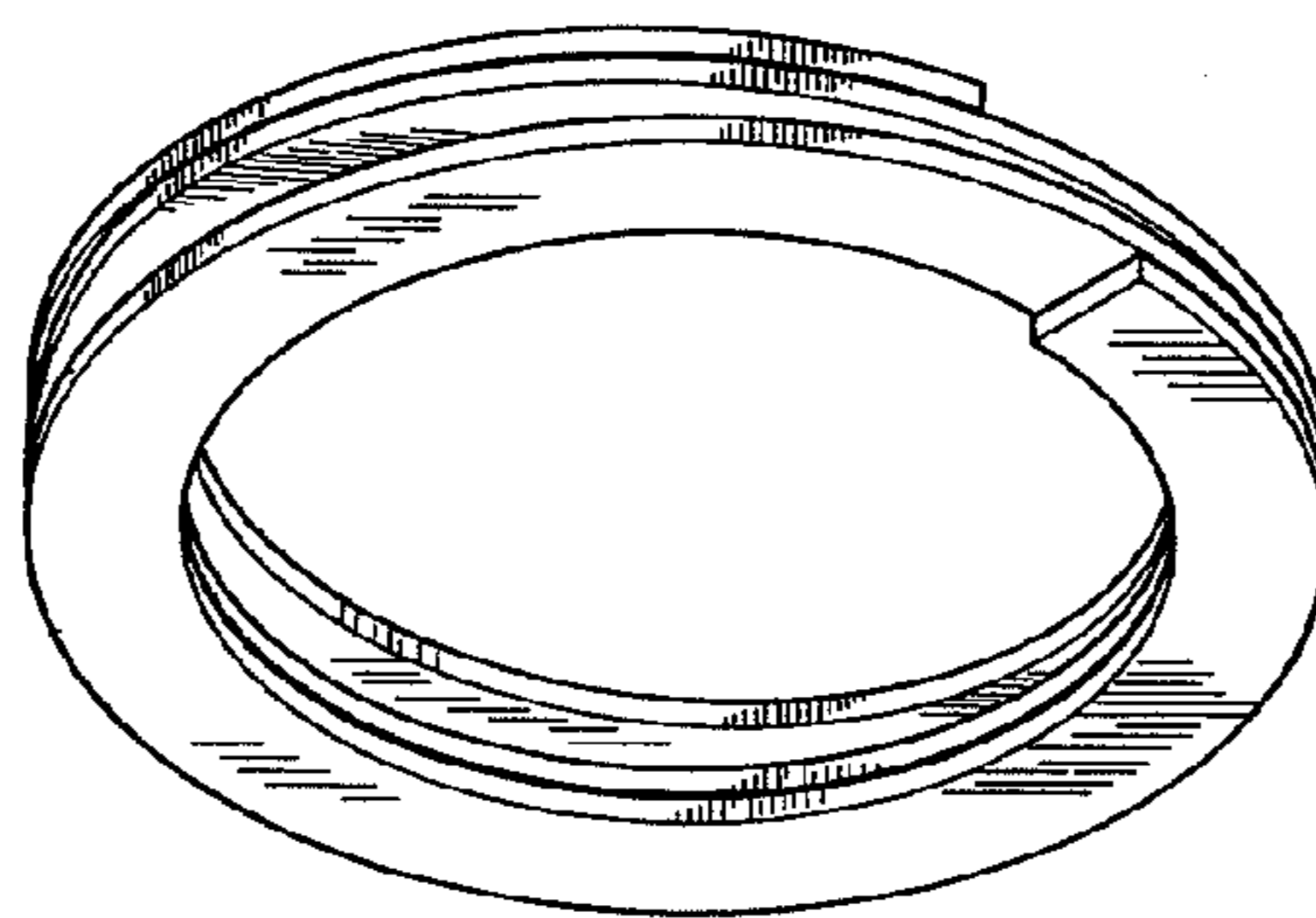


FIG. 8