

US00D666397S

(12) **United States Design Patent**  
**Garma et al.**

(10) **Patent No.:** **US D666,397 S**  
(45) **Date of Patent:** **\*\* Sep. 4, 2012**

(54) **ORTHOTIC DEVICE**

(75) Inventors: **Drago Garma**, Mudjumba (AU); **Dan Franklin Everson**, Mudjumba (AU)

(73) Assignee: **Kinetic Orthotics Pty Ltd**, Mudjumba QLD (AU)

(\*\*) Term: **14 Years**

(21) Appl. No.: **29/407,182**

(22) Filed: **Nov. 23, 2011**

(30) **Foreign Application Priority Data**

Jun. 1, 2011 (AU) ..... 12480/2011

(51) **LOC (9) Cl.** ..... **02-04**

(52) **U.S. Cl.** ..... **D2/961**

(58) **Field of Classification Search** ..... D2/914,  
D2/946-962; 36/43, 44, 71, 88, 91-94, 100,  
36/101, 126, 136, 145, 154, 173

See application file for complete search history.

(56) **References Cited**

**U.S. PATENT DOCUMENTS**

3,068,872	A	*	12/1962	Brody	.....	36/154
D268,299	S	*	3/1983	Argyropoulos	.....	D2/960
D270,965	S	*	10/1983	Pritt	.....	D2/961
D288,383	S	*	2/1987	Autry	.....	D2/961
D311,269	S	*	10/1990	Graham et al.	.....	D2/961
D328,967	S	*	9/1992	Brown	.....	D2/961
D332,003	S	*	12/1992	Brown	.....	D2/961
D342,374	S	*	12/1993	Wang	.....	D2/961
D391,749	S	*	3/1998	Fisher et al.	.....	D2/961
D396,138	S	*	7/1998	Roy	.....	D2/961

D418,666	S	*	1/2000	Brown	.....	D2/961
D449,156	S	*	10/2001	McClaskie	.....	D2/960
D462,510	S	*	9/2002	Goodrich et al.	.....	D2/961
D487,185	S	*	3/2004	Grisoni et al.	.....	D2/961
D497,474	S	*	10/2004	Romero Sanchez	.....	D2/961
D498,043	S	*	11/2004	Walker	.....	D2/961
D503,028	S	*	3/2005	Merceron	.....	D2/953
D533,336	S	*	12/2006	Walker	.....	D2/961
D551,835	S	*	10/2007	Hung	.....	D2/961
D564,742	S	*	3/2008	Sharples	.....	D2/961
D582,641	S	*	12/2008	Kielt et al.	.....	D2/961
D588,348	S	*	3/2009	Elliott et al.	.....	D2/961
D614,842	S	*	5/2010	Vasyli	.....	D2/961

\* cited by examiner

*Primary Examiner* — Prabhakar Deshmukh

*Assistant Examiner* — Keli L Hill

(74) *Attorney, Agent, or Firm* — Hahn, Loeser & Parks LLP

(57) **CLAIM**

The ornamental design for an orthotic device, as shown and described.

**DESCRIPTION**

FIG. 1 is a front perspective view from above thereof;

FIG. 2 is a rear perspective view from below thereof;

FIG. 3 is a top view thereof;

FIG. 4 is a bottom view thereof;

FIG. 5 is a front view thereof;

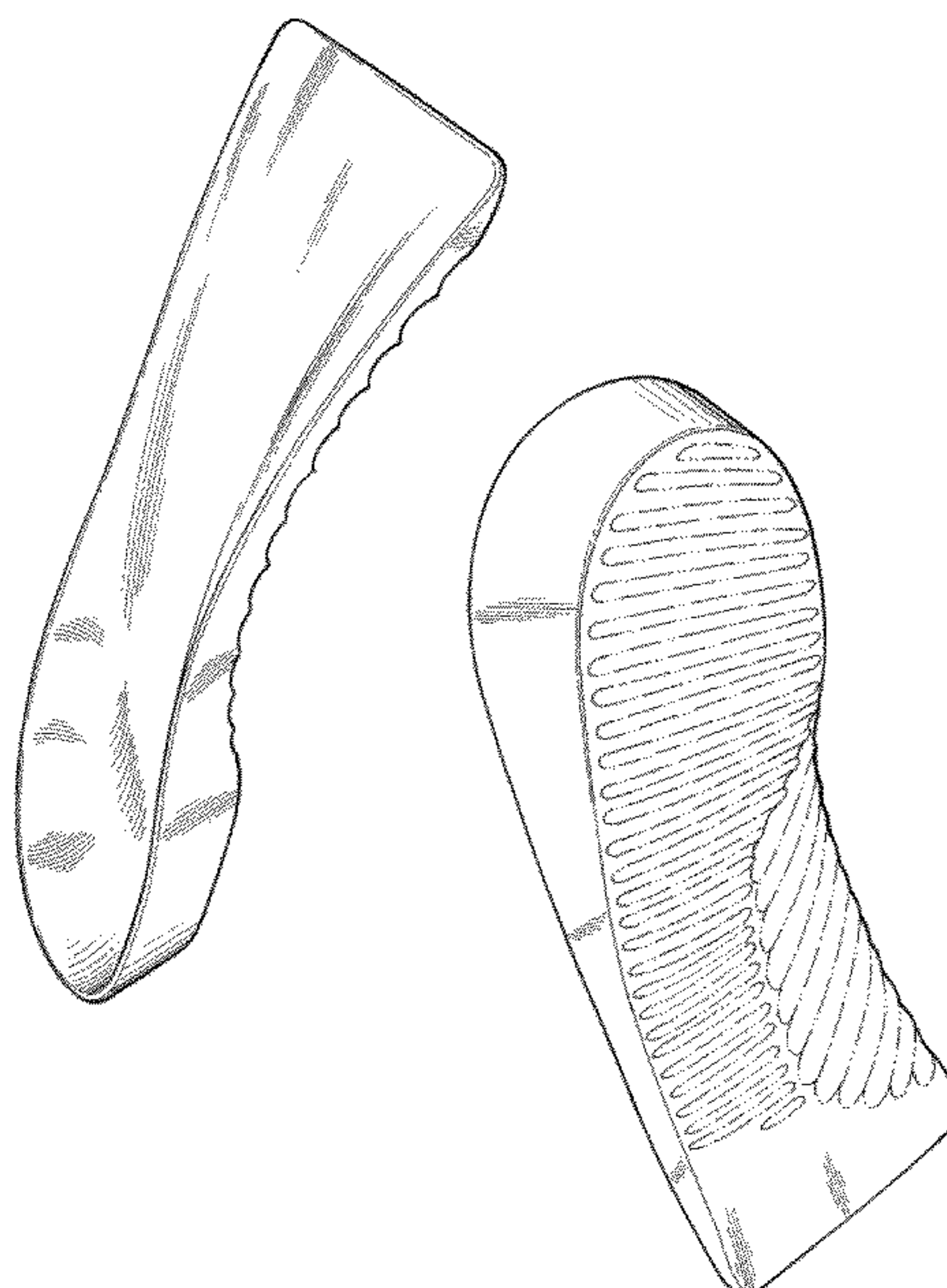
FIG. 6 is a rear view thereof;

FIG. 7 is a left side view thereof; and,

FIG. 8 is a right side view thereof.

The dot-dot-dash broken lines shown are included for the purpose of illustrating the unclaimed portions of the article and form no part of the claim.

**1 Claim, 3 Drawing Sheets**



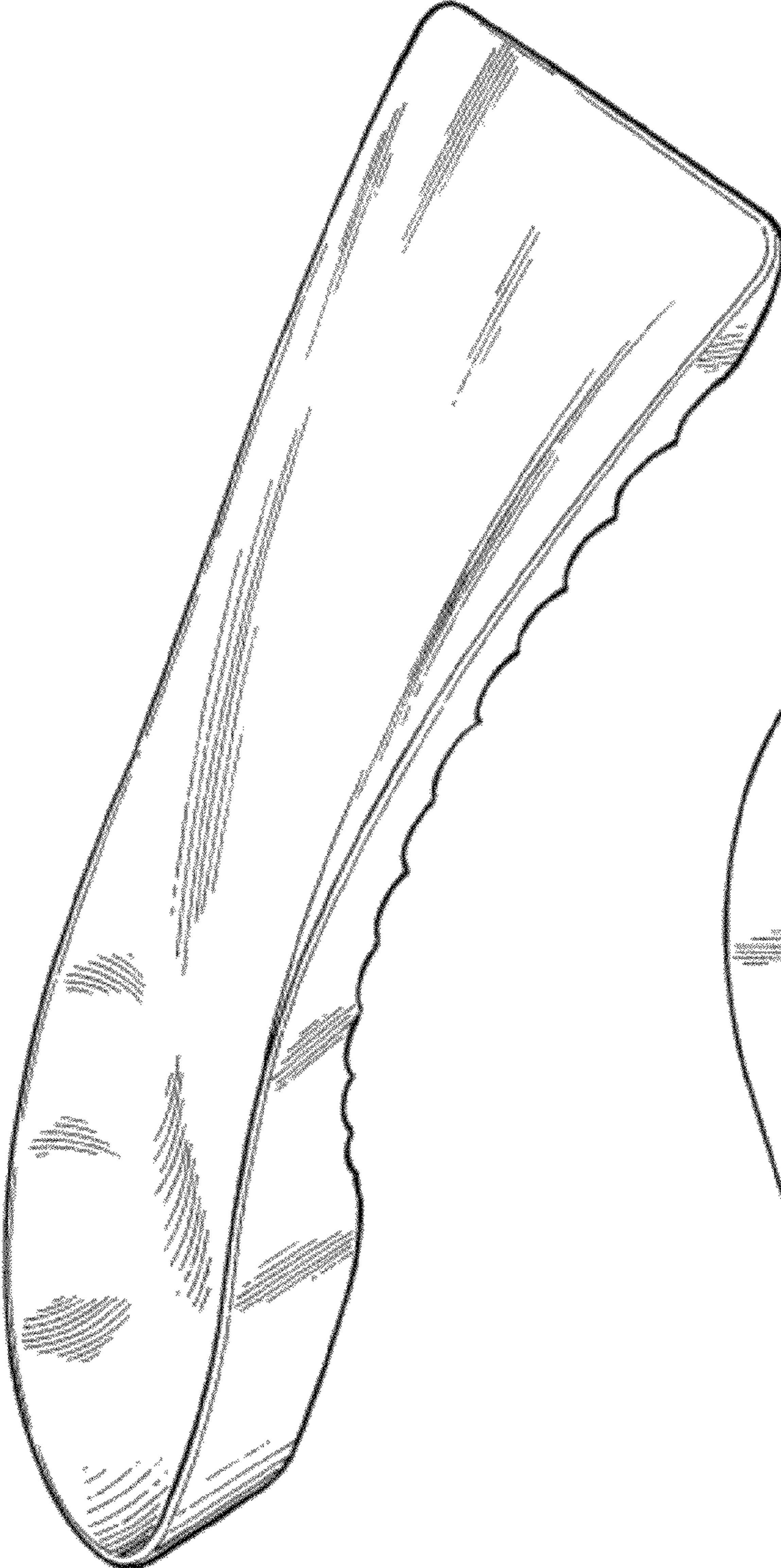


FIG. 1

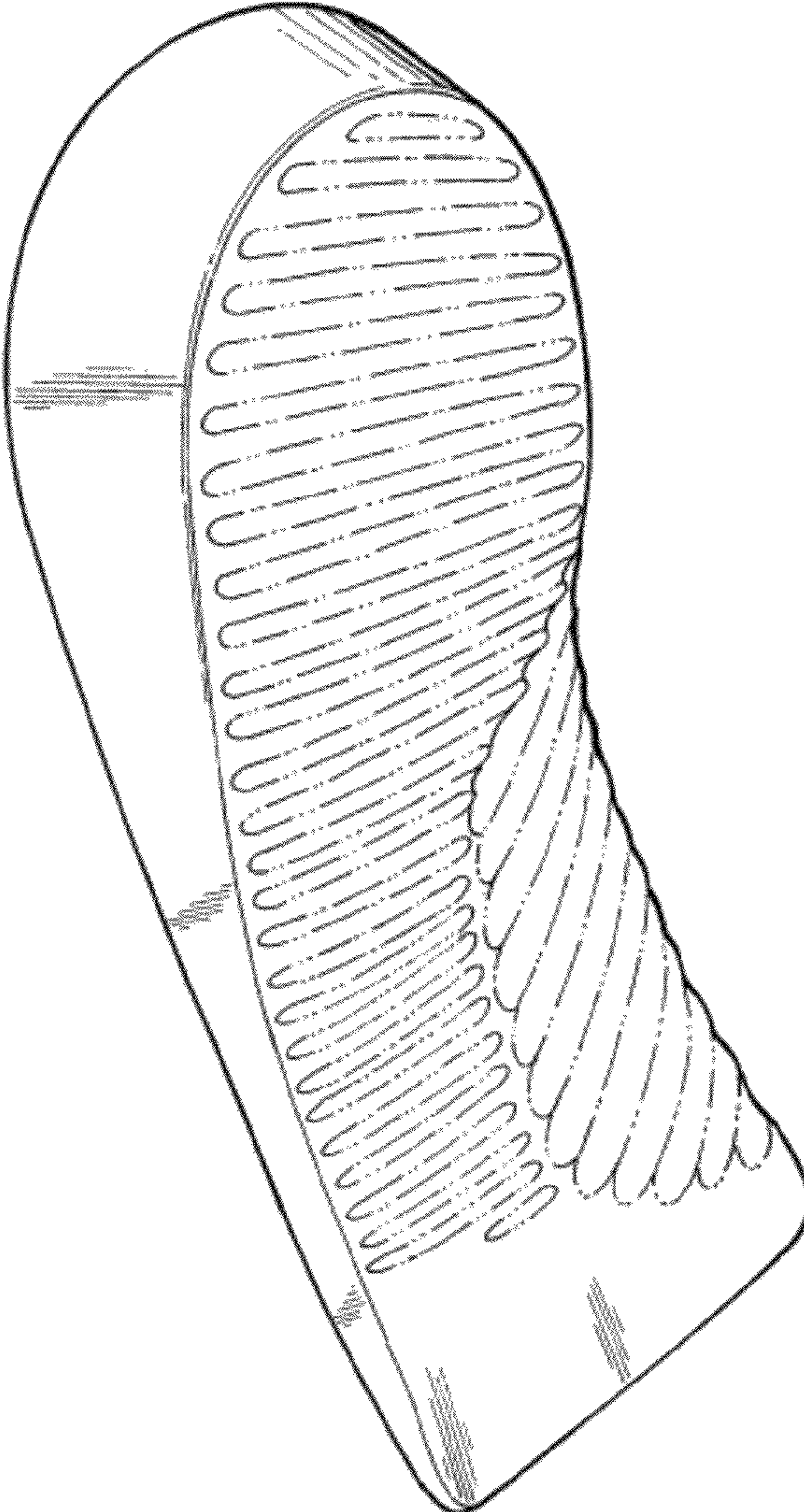


FIG. 2





FIG. 3

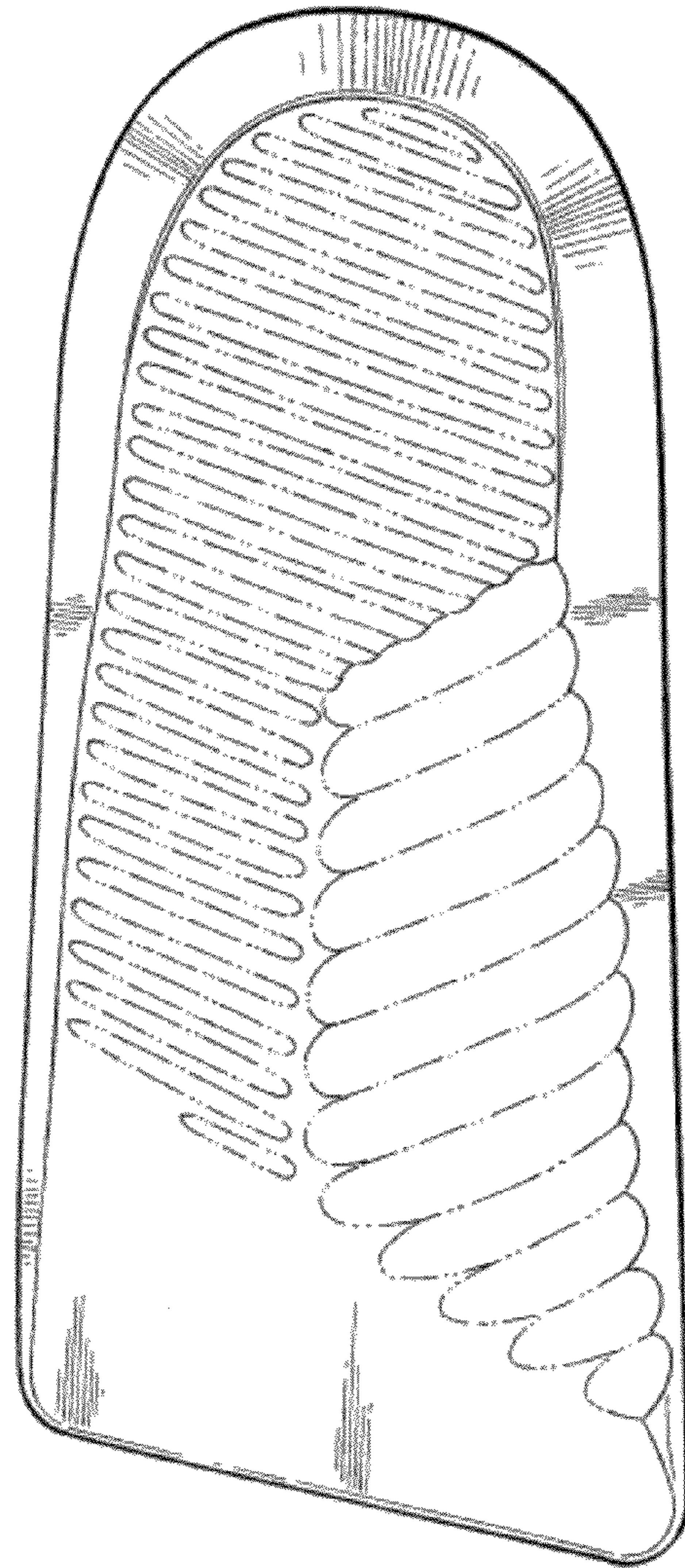


FIG. 4




FIG. 5

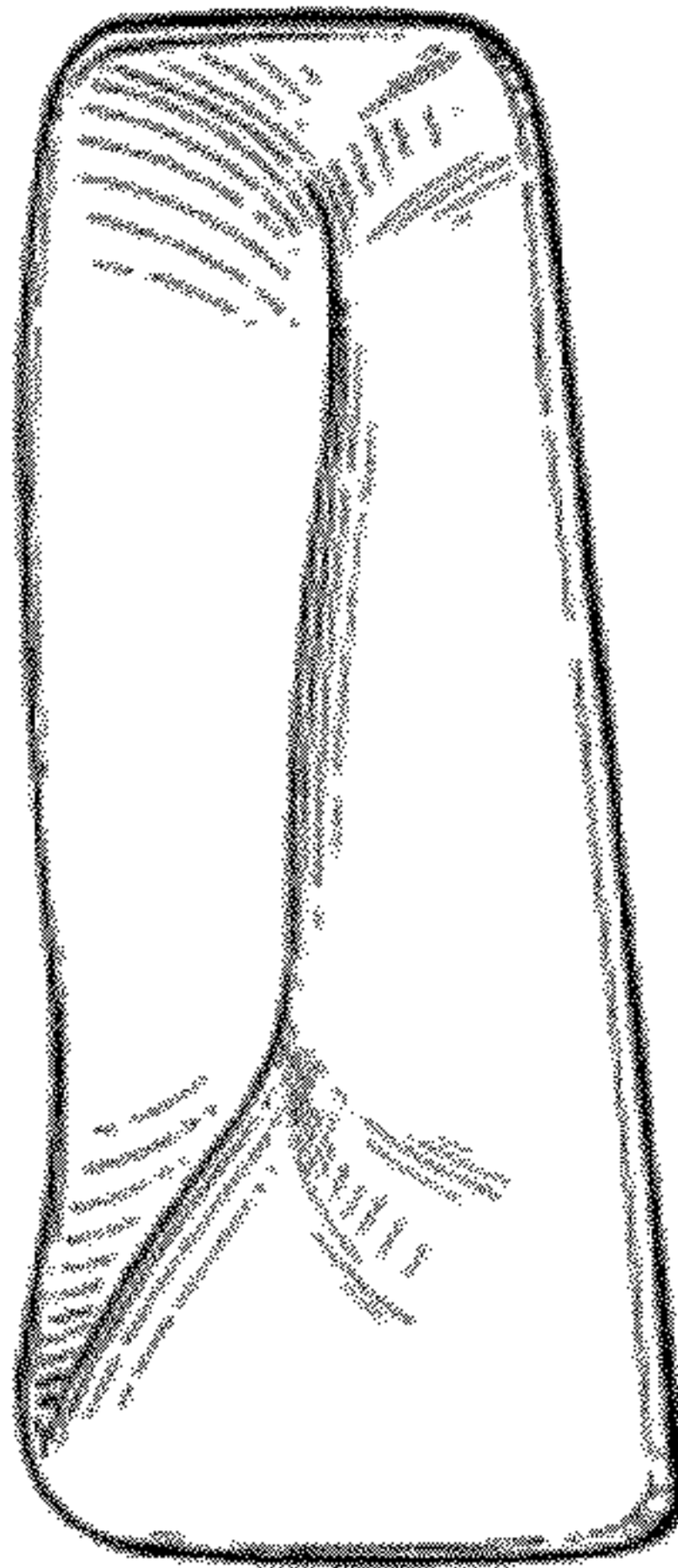


FIG. 6

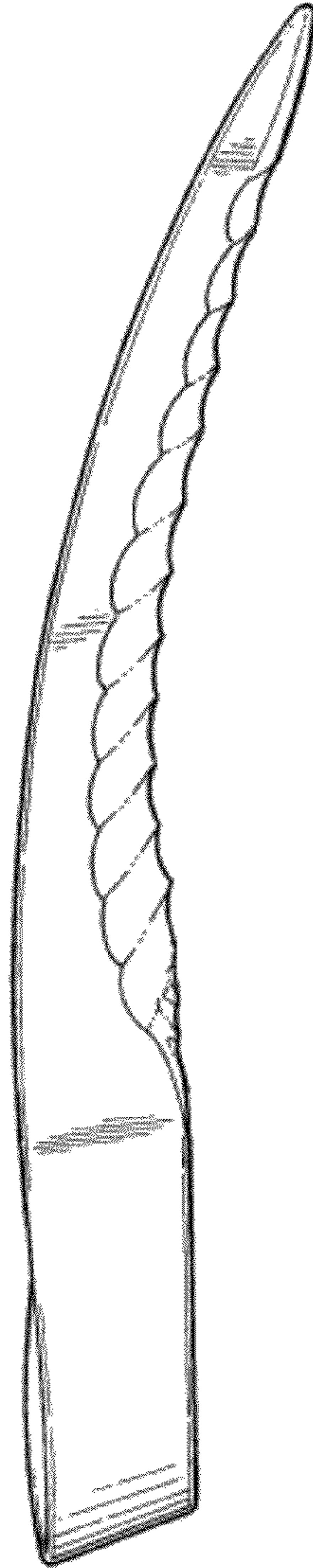


FIG. 7

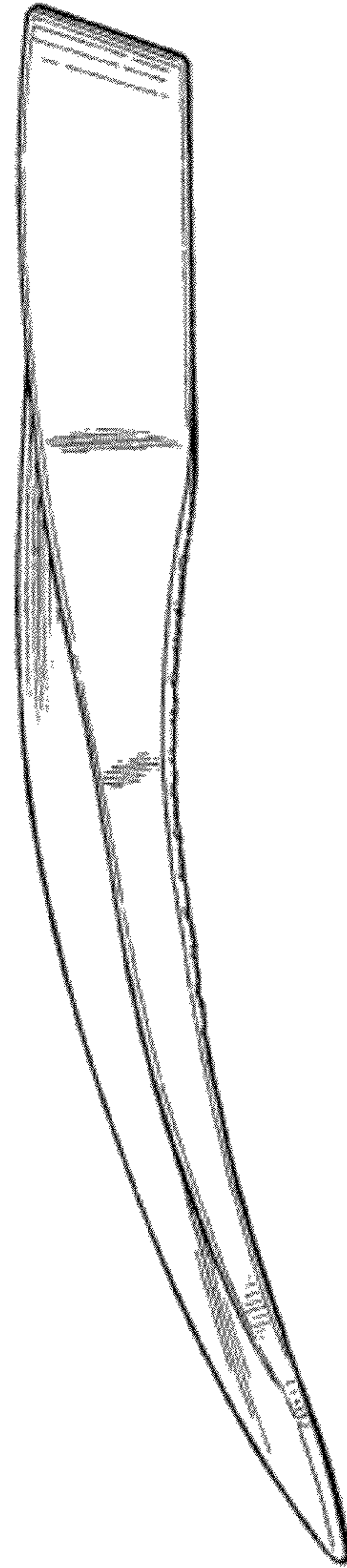


FIG. 8