



US00D666396S

(12) **United States Design Patent**
Garma et al.

(10) **Patent No.:** **US D666,396 S**
(45) **Date of Patent:** **** Sep. 4, 2012**

(54) **ORTHOTIC DEVICE**

(75) Inventors: **Drago Garma**, Mudjumba (AU); **Dan Franklin Everson**, Mudjumba (AU)

(73) Assignee: **Kinetic Orthotics Pty Ltd**, Mudjumba QLD (AU)

(**) Term: **14 Years**

(21) Appl. No.: **29/407,181**

(22) Filed: **Nov. 23, 2011**

(30) **Foreign Application Priority Data**

Jun. 1, 2011 (AU) 12479/2011

(51) **LOC (9) Cl.** **02-04**

(52) **U.S. Cl.** **D2/961**

(58) **Field of Classification Search** D2/914,
D2/946-962; 36/43, 44, 71, 88, 91-94, 100,
36/101, 126, 136, 145, 154, 173

See application file for complete search history.

(56) **References Cited**

U.S. PATENT DOCUMENTS

3,068,872	A	*	12/1962	Brody	36/154
D268,299	S	*	3/1983	Argyropoulos	D2/960
D270,965	S	*	10/1983	Pritt	D2/961
D288,383	S	*	2/1987	Autry	D2/961
D311,269	S	*	10/1990	Graham et al.	D2/961
D316,929	S	*	5/1991	Ullman	D2/961
D328,967	S	*	9/1992	Brown	D2/961
D342,374	S	*	12/1993	Wang	D2/961
D357,349	S	*	4/1995	Vasyli	D2/961
D358,249	S	*	5/1995	Vasyli	D2/961

D396,138	S	*	7/1998	Roy	D2/961
D418,666	S	*	1/2000	Brown	D2/961
D449,156	S	*	10/2001	McClaskie	D2/960
D462,510	S	*	9/2002	Goodrich et al.	D2/961
D487,185	S	*	3/2004	Grisoni et al.	D2/961
D503,028	S	*	3/2005	Merceron	D2/953
D533,336	S	*	12/2006	Walker	D2/961
D551,835	S	*	10/2007	Hung	D2/961
D564,742	S	*	3/2008	Sharples	D2/961
D588,348	S	*	3/2009	Elliott et al.	D2/961
D602,238	S	*	10/2009	Avent et al.	D2/961
D614,842	S	*	5/2010	Vasyli	D2/961

* cited by examiner

Primary Examiner — Prabhakar Deshmukh

Assistant Examiner — Keli L Hill

(74) *Attorney, Agent, or Firm* — Hahn, Loeser & Parks LLP

(57) **CLAIM**

The ornamental design for an orthotic device, as shown and described.

DESCRIPTION

FIG. 1 is a front perspective view from above thereof;

FIG. 2 is a rear perspective view from below thereof;

FIG. 3 is a top view thereof;

FIG. 4 is a bottom view thereof;

FIG. 5 is a front view thereof;

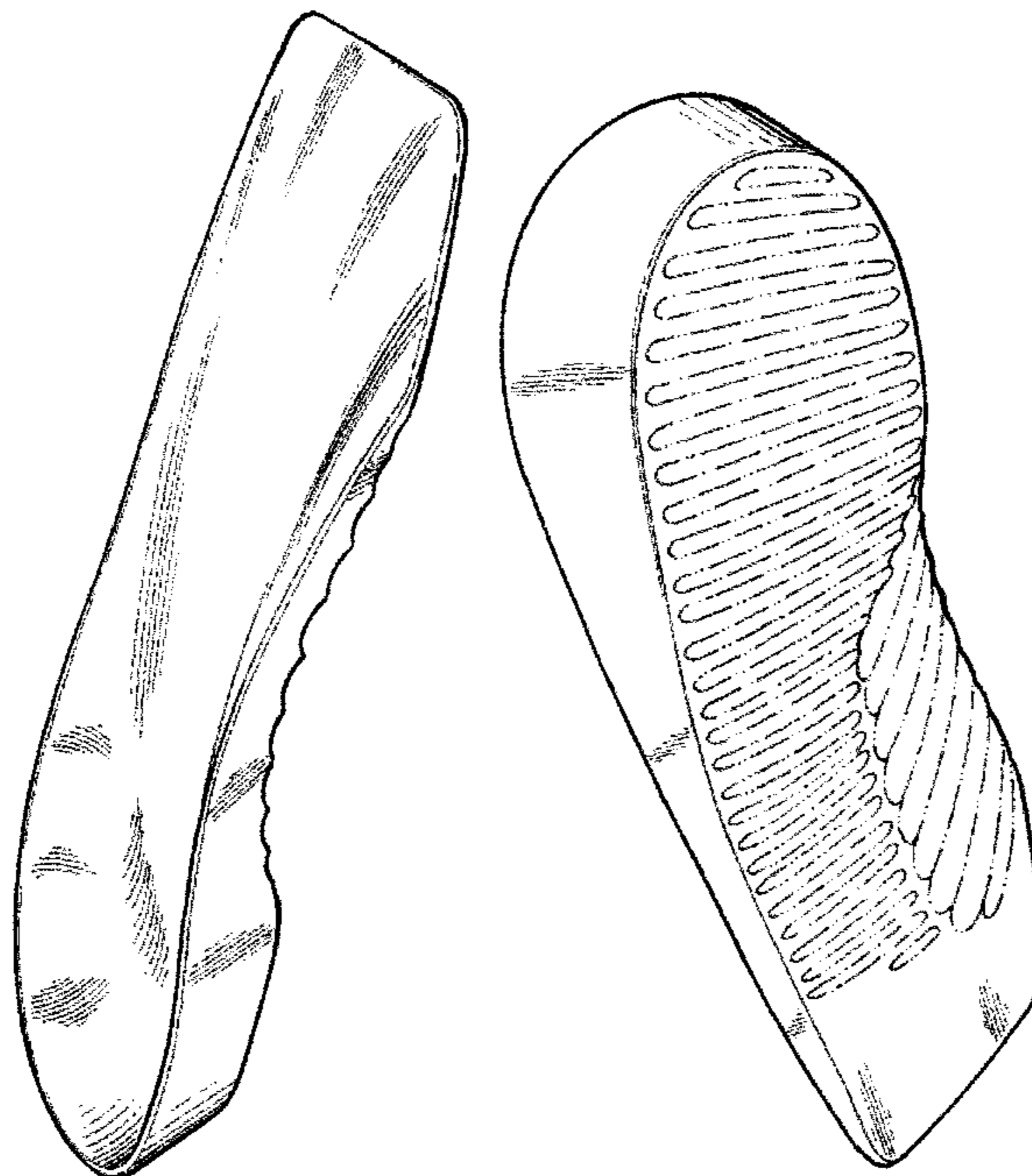
FIG. 6 is a rear view thereof;

FIG. 7 is a left side view thereof; and,

FIG. 8 is a right side view thereof.

The dot-dot-dash broken lines shown are included for the purpose of illustrating the unclaimed portions of the article and form no part of the claim.

1 Claim, 3 Drawing Sheets



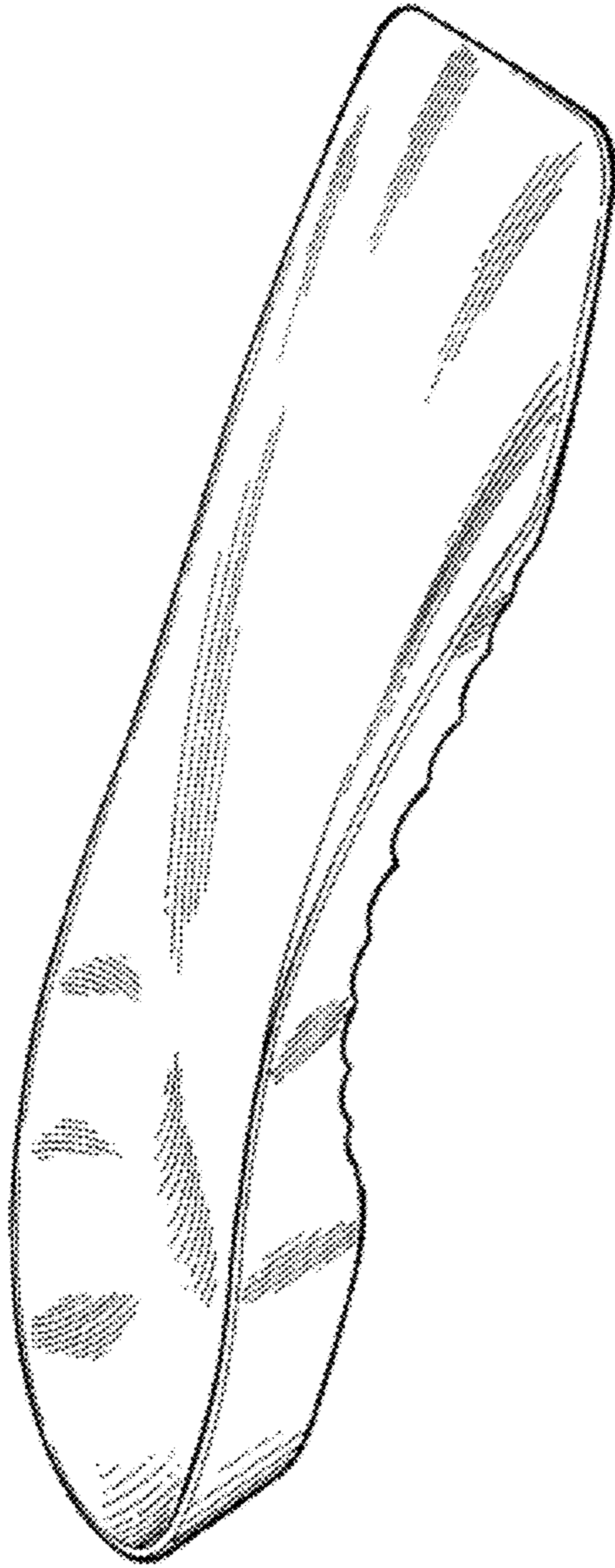


FIG. 1

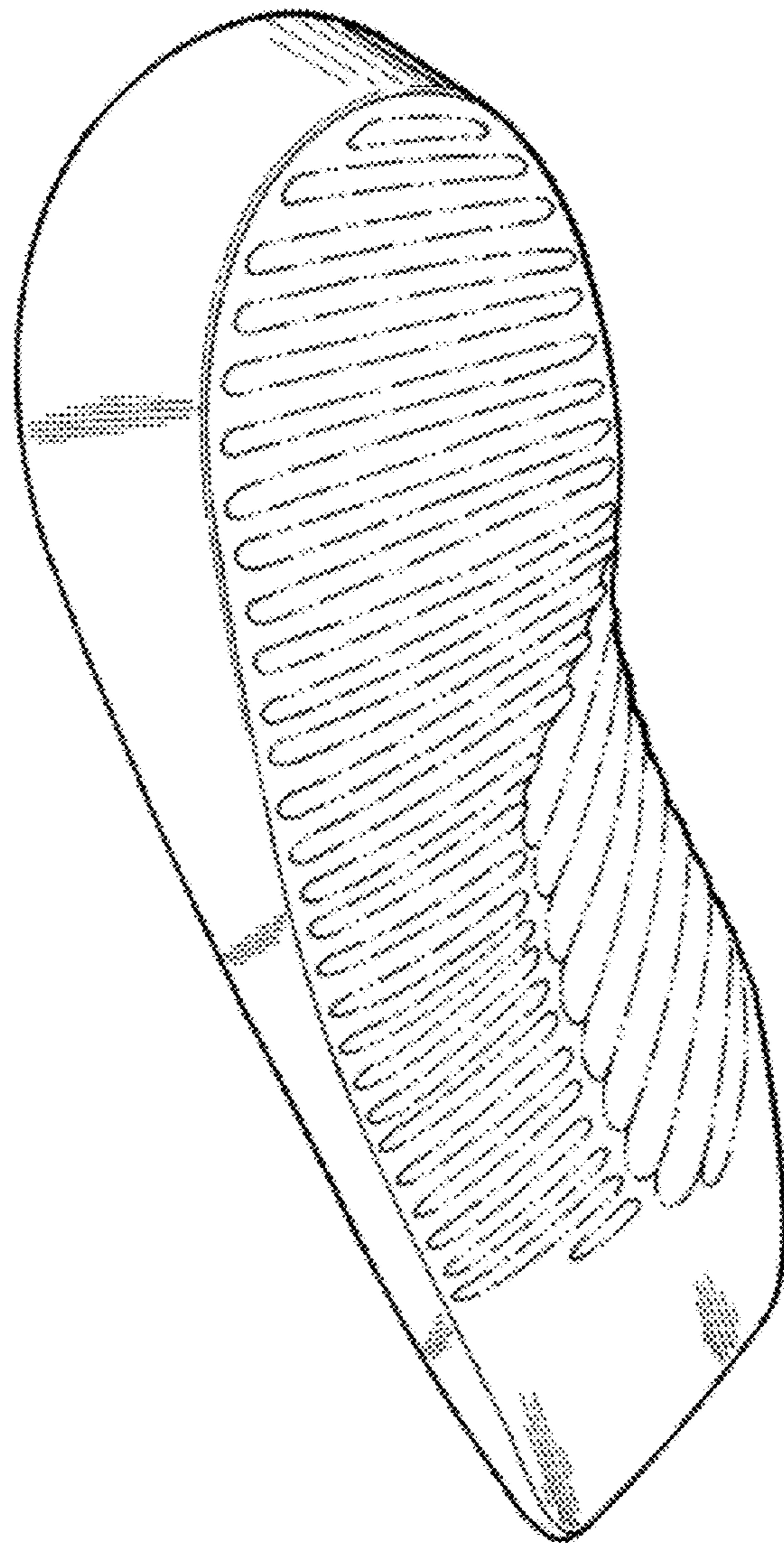


FIG. 2



FIG. 3

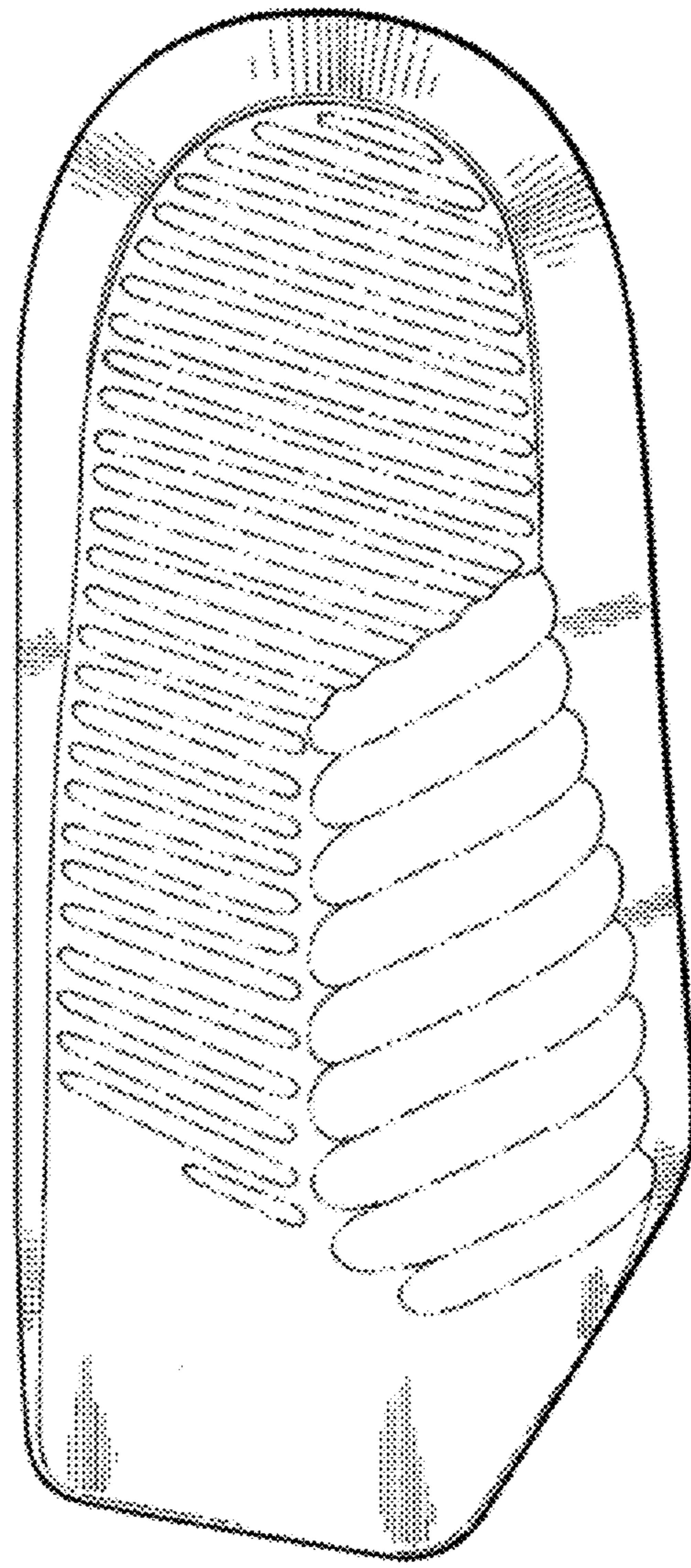


FIG. 4

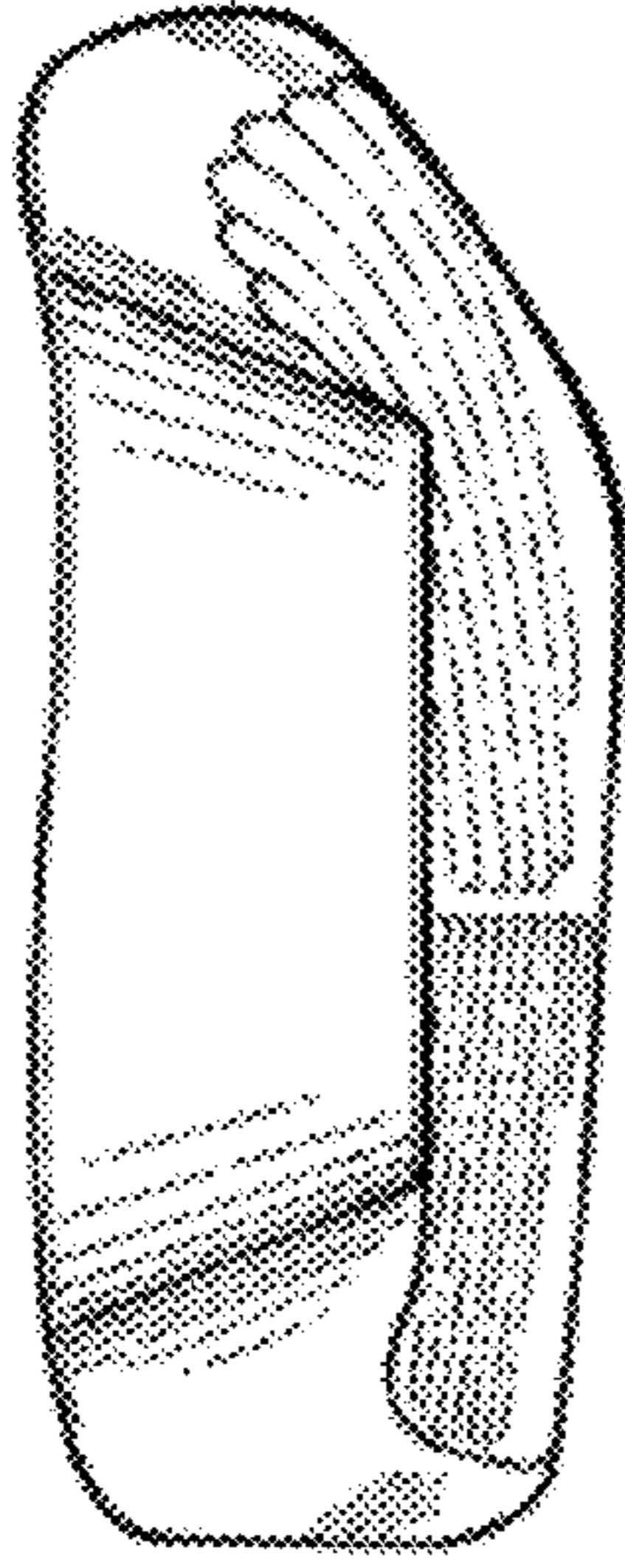


FIG. 5




FIG. 6

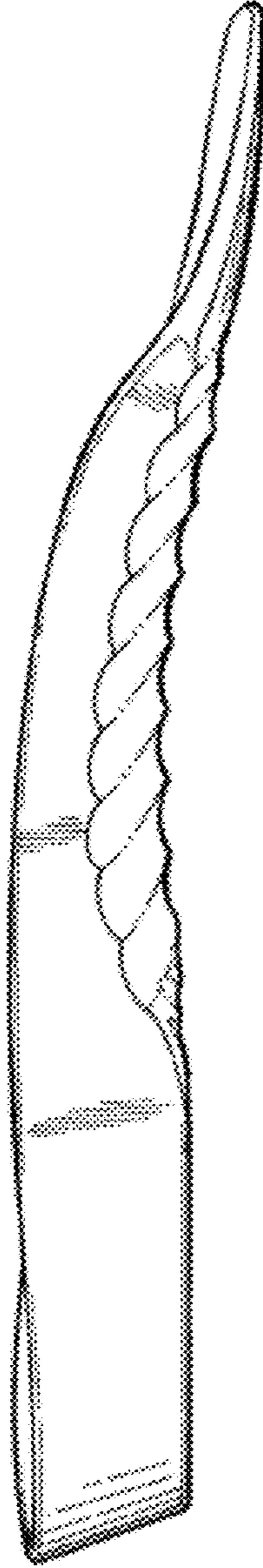


FIG. 7

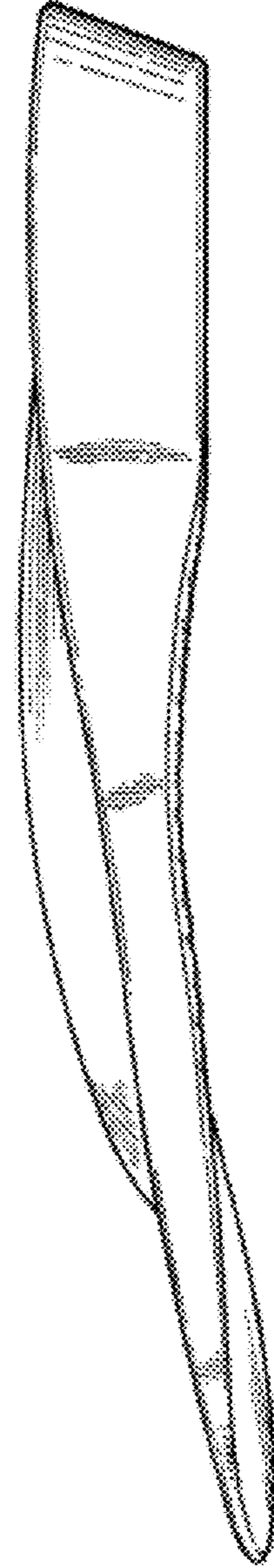


FIG. 8