



US00D666390S

(12) **United States Design Patent**
Van Zyll De Jong et al.

(10) **Patent No.:** **US D666,390 S**
(45) **Date of Patent:** **** Sep. 4, 2012**

- (54) **SHOE SOLE**
- (75) Inventors: **Damian Van Zyll De Jong**, Vancouver (CA); **Matthew Philip Dorrington Penner**, Vancouver (CA)
- (73) Assignee: **Native Shoes, Ltd.**, Central, Hong Kong (CN)
- (**) Term: **14 Years**
- (21) Appl. No.: **29/392,351**
- (22) Filed: **May 19, 2011**
- (51) **LOC (9) Cl.** **02-04**
- (52) **U.S. Cl.** **D2/953; D2/951; D2/960**
- (58) **Field of Classification Search** D2/902, D2/906, 908, 916, 918, 925, 946-962, 977; 36/3 B, 22 R, 24.5, 25 R, 28, 32 R, 34 R, 36/59 C, 67 A, 103
See application file for complete search history.

D388,350 S *	12/1997	Smith	D2/953
D388,943 S *	1/1998	Mangee	D2/952
D414,018 S	9/1999	Cook	
D455,895 S *	4/2002	Yang	D2/955
D473,701 S	4/2003	Adreliunas et al.	
D480,540 S *	10/2003	Hoyt et al.	D2/896
D558,958 S *	1/2008	Motomura	D2/916
D577,180 S *	9/2008	Della Valle	D2/907
D577,181 S *	9/2008	Della Valle	D2/907
D581,640 S *	12/2008	Earle	D2/956
D583,133 S	12/2008	Winjum	
D596,385 S *	7/2009	McDade et al.	D2/953
D608,080 S *	1/2010	Della Valle et al.	D2/953
D624,739 S *	10/2010	Della Valle et al.	D2/953
D636,155 S *	4/2011	Della Valle et al.	D2/907
D636,984 S	5/2011	Lonigan	
D637,798 S *	5/2011	Della Valle et al.	D2/908
D648,929 S *	11/2011	Van Zyll De Jong et al. .	D2/911
2008/0263905 A1 *	10/2008	Tai	36/25 R

* cited by examiner

Primary Examiner — T. Chase Nelson
(74) *Attorney, Agent, or Firm* — Ingrassia Fisher & Lorenz, P.C.

(56) **References Cited**

U.S. PATENT DOCUMENTS

D70,529 S	7/1926	Bott et al.	
D71,452 S	11/1926	Bott et al.	
2,306,306 A	12/1942	Ferrettie	
2,824,390 A	2/1958	Walker	
D285,985 S *	10/1986	Tong	D2/955
D322,881 S *	1/1992	Bushman	D2/953
D324,448 S *	3/1992	Blissett	D2/953
D346,059 S	4/1994	Schnee	
5,384,971 A	1/1995	Ferry	
D369,019 S	4/1996	Brooks et al.	
D376,684 S	12/1996	Brooks et al.	
D378,471 S *	3/1997	Winson	D2/953


(57) **CLAIM**

The ornamental design for a shoe sole, as shown and described.

DESCRIPTION

FIG. 1 is a perspective view of a shoe sole, showing the design; and,
FIG. 2 is a bottom view of the shoe sole shown in FIG. 1.
Broken lines in the figures are for purposes of illustrating portions of the shoe sole that form no part of the claimed design.

1 Claim, 2 Drawing Sheets






FIG. 1

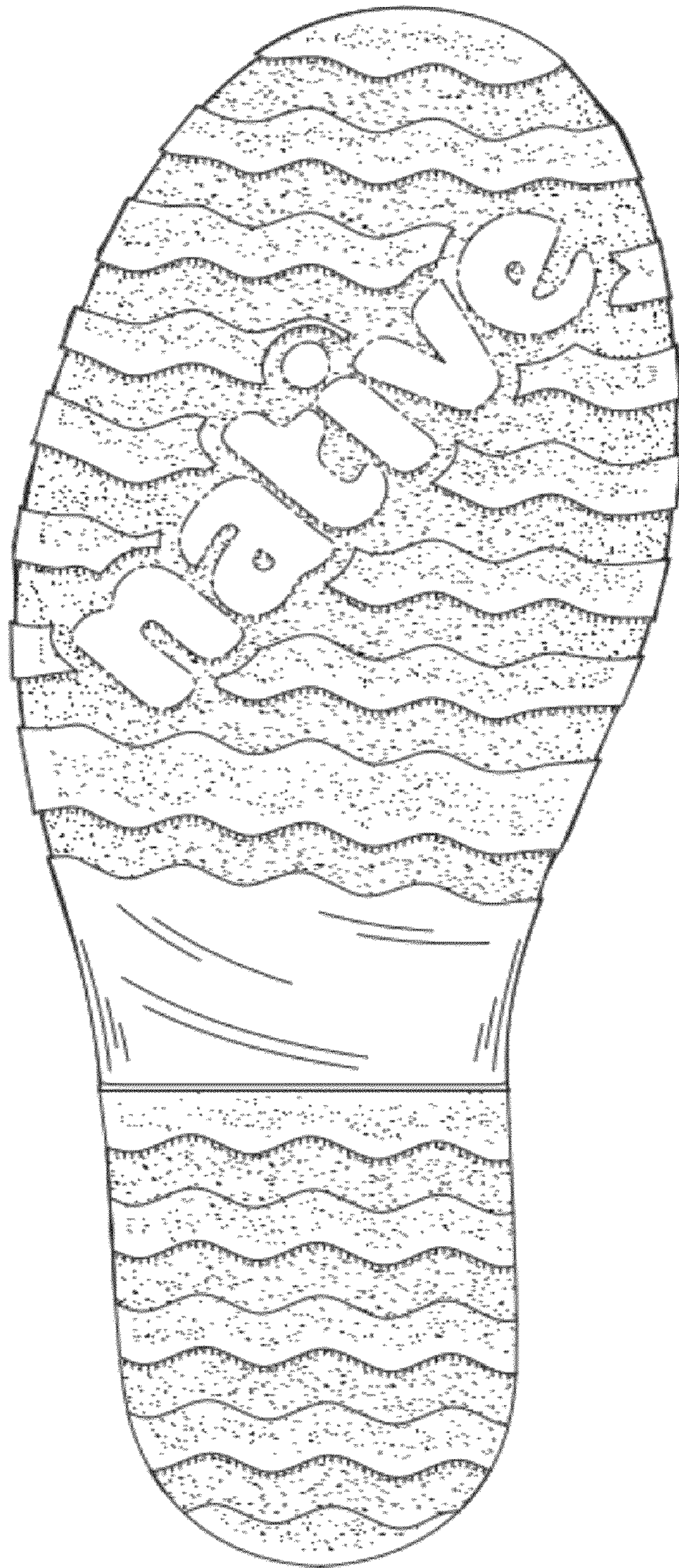


FIG. 2