

US00D666372S

(12) **United States Design Patent**
Gee, II

(10) **Patent No.:** **US D666,372 S**
(45) **Date of Patent:** **** Aug. 28, 2012**

(54) **FILTER HOUSING**

(75) Inventor: **Jack W. Gee, II**, Willoughby, OH (US)

(73) Assignee: **Techtronic Floor Care Technology Limited**, Tortola (VG)

(**) Term: **14 Years**

(21) Appl. No.: **29/399,499**

(22) Filed: **Aug. 15, 2011**

(51) **LOC (9) Cl.** **15-05**

(52) **U.S. Cl.** **D32/31**

(58) **Field of Classification Search** D32/22,
D32/30, 31, 34; 15/347, 350-353, 410-412,
15/320, 414, 327.4, 340.1, 340.2, 329, 361-362,
15/415.1; 55/429, DIG. 3, 337; 301/7
See application file for complete search history.

(56) **References Cited**

U.S. PATENT DOCUMENTS

4,011,067	A	3/1977	Carey, Jr.	
4,917,942	A	4/1990	Winters	
5,230,722	A	7/1993	Yonkers	
D406,421	S *	3/1999	Bobrosky et al.	D32/31
5,997,618	A	12/1999	Schneider et al.	
D425,270	S *	5/2000	Zahuranec	D32/30
6,077,335	A	6/2000	Schneider et al.	
D436,701	S *	1/2001	Salo et al.	D32/25
D443,740	S *	6/2001	Stratford	D32/30
D445,974	S *	7/2001	Stratford	D32/30
6,267,252	B1	7/2001	Amsler	
6,334,881	B1	1/2002	Giannetta et al.	
6,372,004	B1	4/2002	Schultink et al.	
6,532,620	B2	3/2003	Oh	
D472,683	S *	4/2003	Stratford	D32/31
6,554,881	B1	4/2003	Healey	
6,669,761	B2	12/2003	Schultheiss et al.	
6,732,406	B2	5/2004	Oh	
6,858,057	B2	2/2005	Healey	
D509,633	S *	9/2005	Santiago	D32/31
6,966,939	B2	11/2005	Rammig et al.	
D518,257	S *	3/2006	Seon	D32/31

D518,930	S *	4/2006	Parr	D32/31
D522,194	S *	5/2006	Mason	D32/30
7,094,270	B2	8/2006	Schultink et al.	
7,105,034	B2	9/2006	Jung et al.	
7,105,035	B2	9/2006	Oh et al.	
7,275,281	B2	10/2007	Park	
7,305,735	B2	12/2007	Overvaag	
7,341,611	B2	3/2008	Greene et al.	
D565,818	S *	4/2008	Fester et al.	D32/31
D568,014	S *	4/2008	Fester et al.	D32/31
7,544,224	B2	6/2009	Tanner et al.	
D601,320	S *	9/2009	Williams et al.	D32/30
D617,065	S *	6/2010	Williams et al.	D32/31

(Continued)

OTHER PUBLICATIONS

Images of vacuum filter housings, each of which were publicly available on or before Aug. 14, 2010.

Primary Examiner — Ruth McInroy

(74) *Attorney, Agent, or Firm* — Michael Best & Friedrich LLP

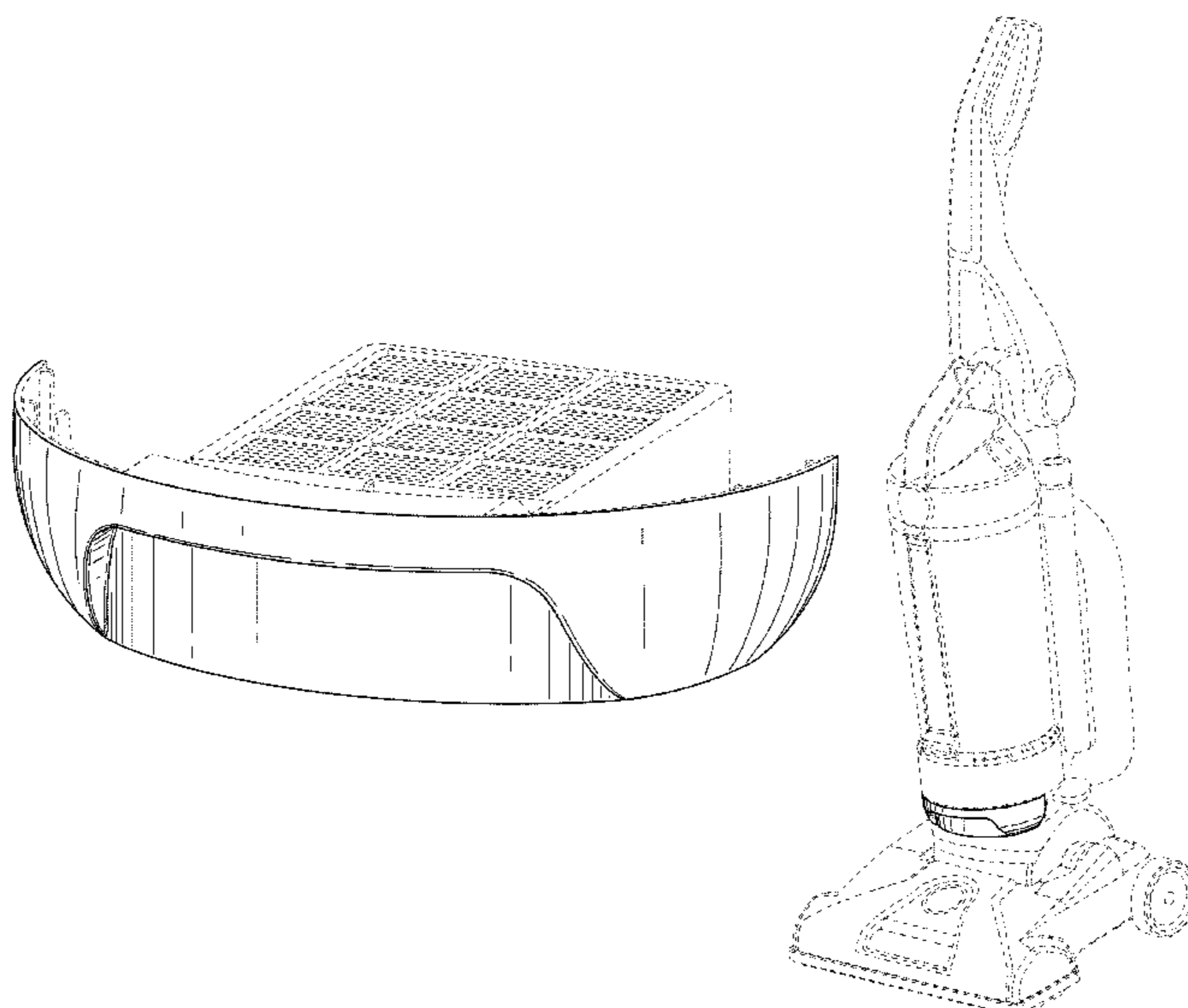
(57) **CLAIM**

I claim the ornamental design for a filter housing, as shown and described.

DESCRIPTION

FIG. 1 is a perspective view of a filter housing showing my new design;
FIG. 2 is a top plan view thereof;
FIG. 3 is a bottom plan view thereof;
FIG. 4 is a right side view thereof;
FIG. 5 is a left side view thereof;
FIG. 6 is a front view thereof;
FIG. 7 is a rear view thereof; and,
FIG. 8 is a perspective view thereof, shown in a position of use on a vacuum cleaner.
The elements shown in broken lines are included for the purpose of illustrating environment and form no part of the claimed design.

1 Claim, 6 Drawing Sheets



US D666,372 S

Page 2

U.S. PATENT DOCUMENTS

D622,458	S *	8/2010	Eide	D32/31	2007/0209144	A1	9/2007	Fester et al.	
D622,459	S *	8/2010	Eide	D32/31	2007/0209147	A1	9/2007	Krebs et al.	
2004/0261381	A1	12/2004	Heikamp		2008/0134652	A1	6/2008	Lim et al.	
2006/0060085	A1	3/2006	Ptak et al.		2009/0019825	A1	1/2009	Skirius et al.	
2006/0277874	A1	12/2006	Yoo		2009/0064648	A1	3/2009	Chi et al.	
2007/0039124	A1	2/2007	Kang		2009/0113664	A1*	5/2009	Moore et al.	15/347
2007/0039125	A1	2/2007	Kang		2009/0183475	A1	7/2009	Dauber et al.	
2007/0079590	A1	4/2007	Yoo		2010/0281647	A1*	11/2010	Lee	15/347

* cited by examiner

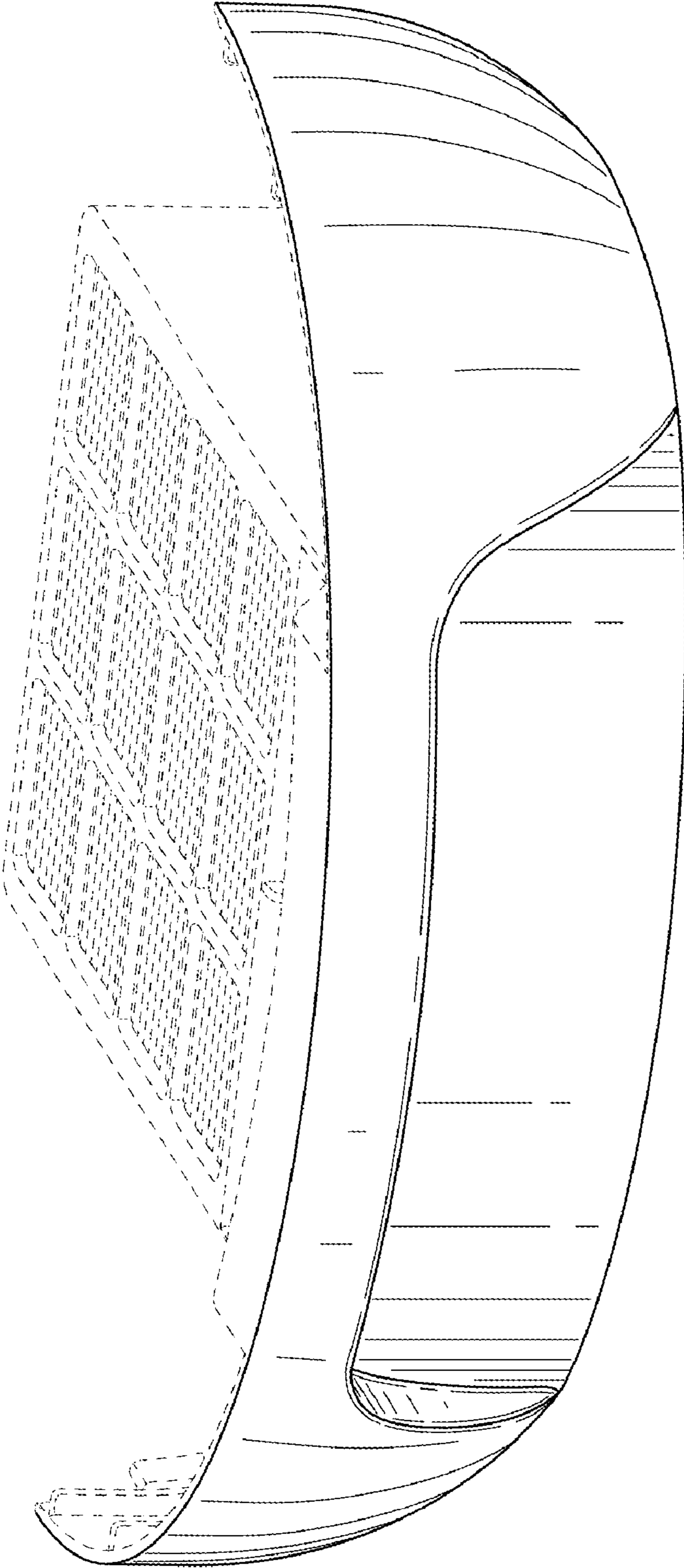


FIG. 1

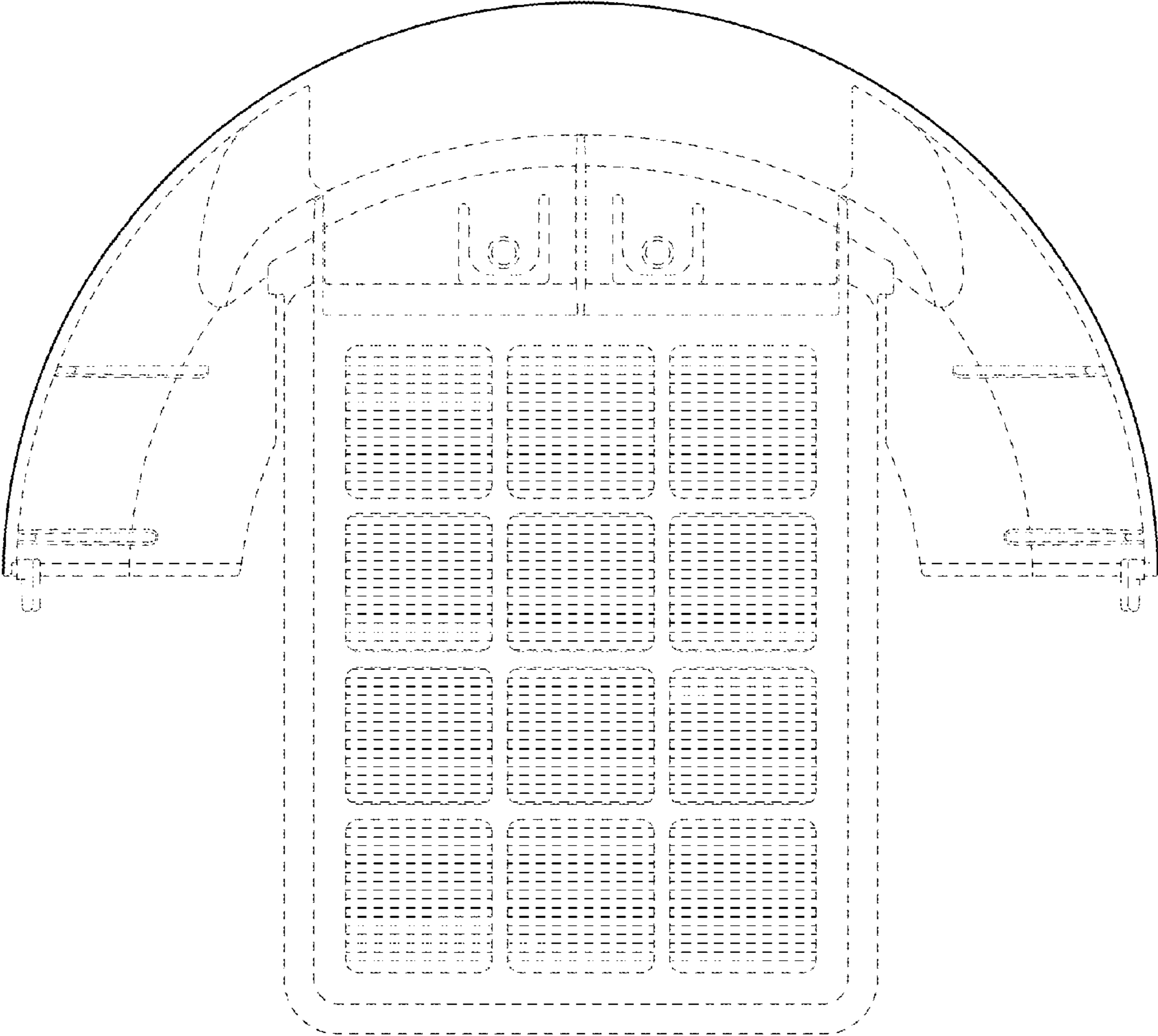


FIG. 2

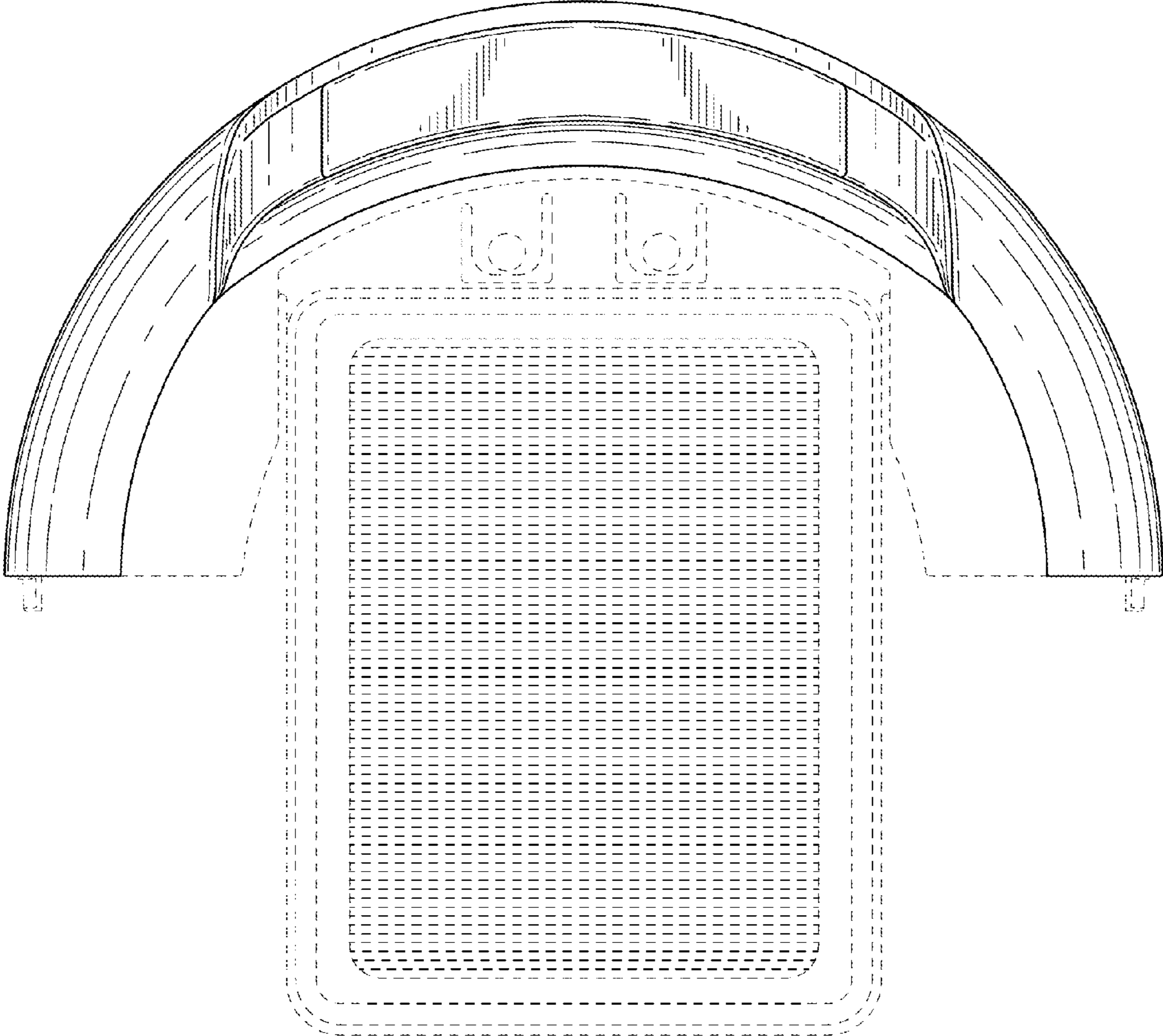


FIG. 3

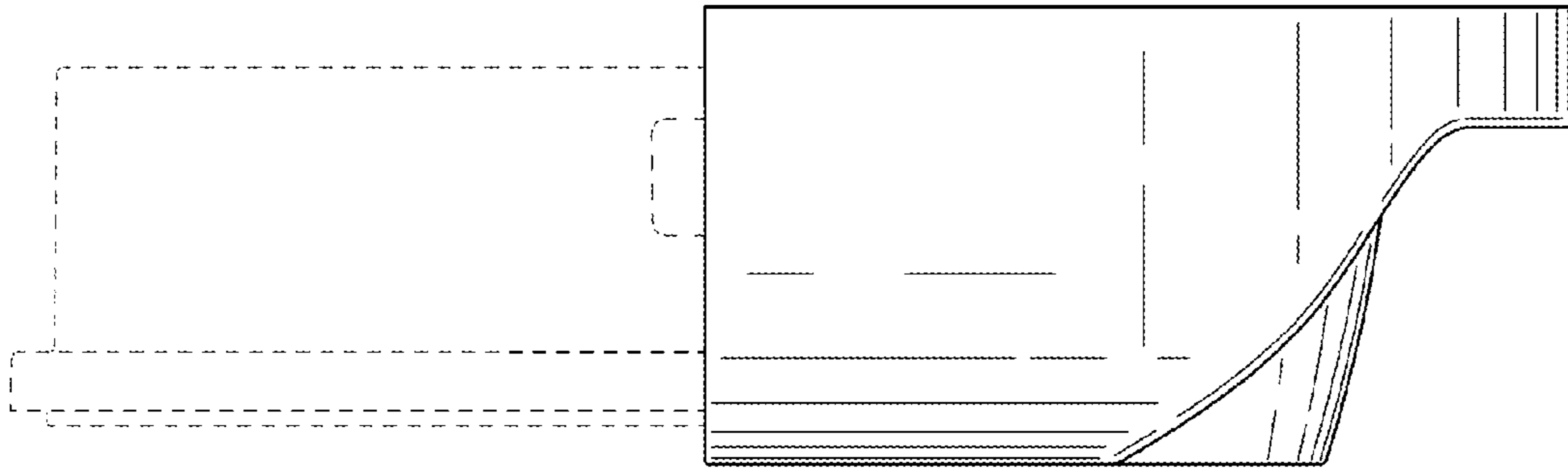


FIG. 4

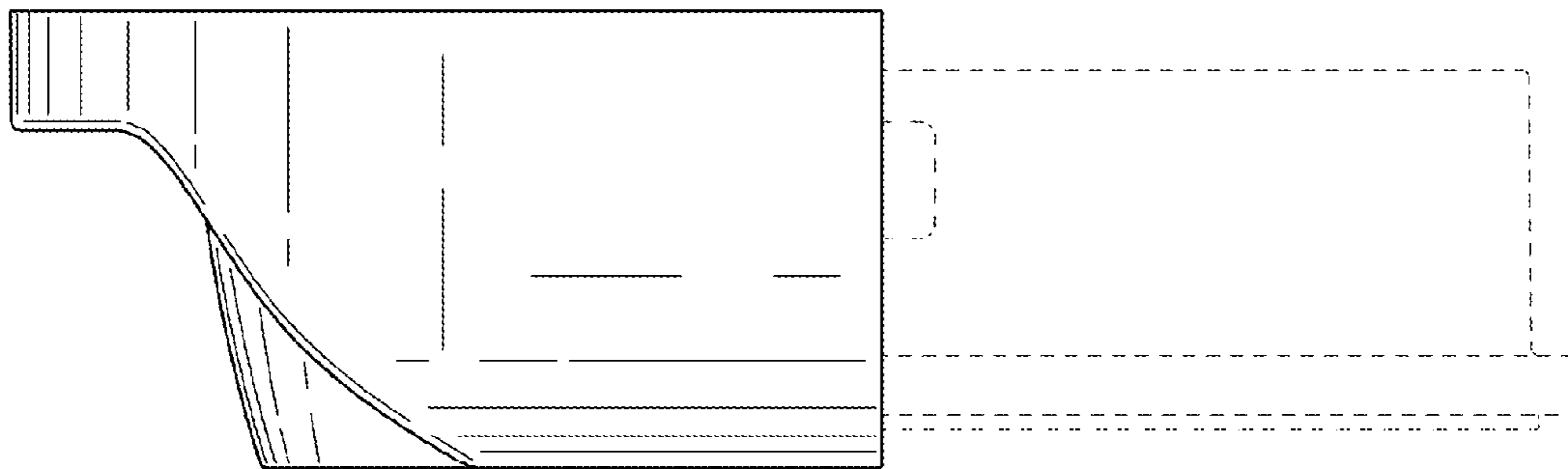


FIG. 5

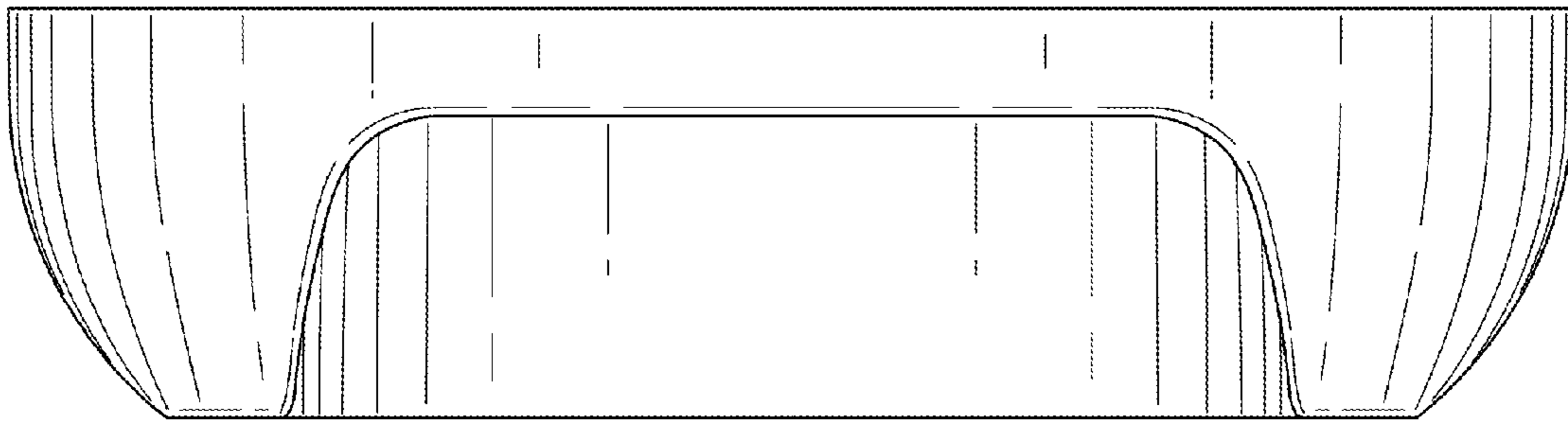


FIG. 6




FIG. 7

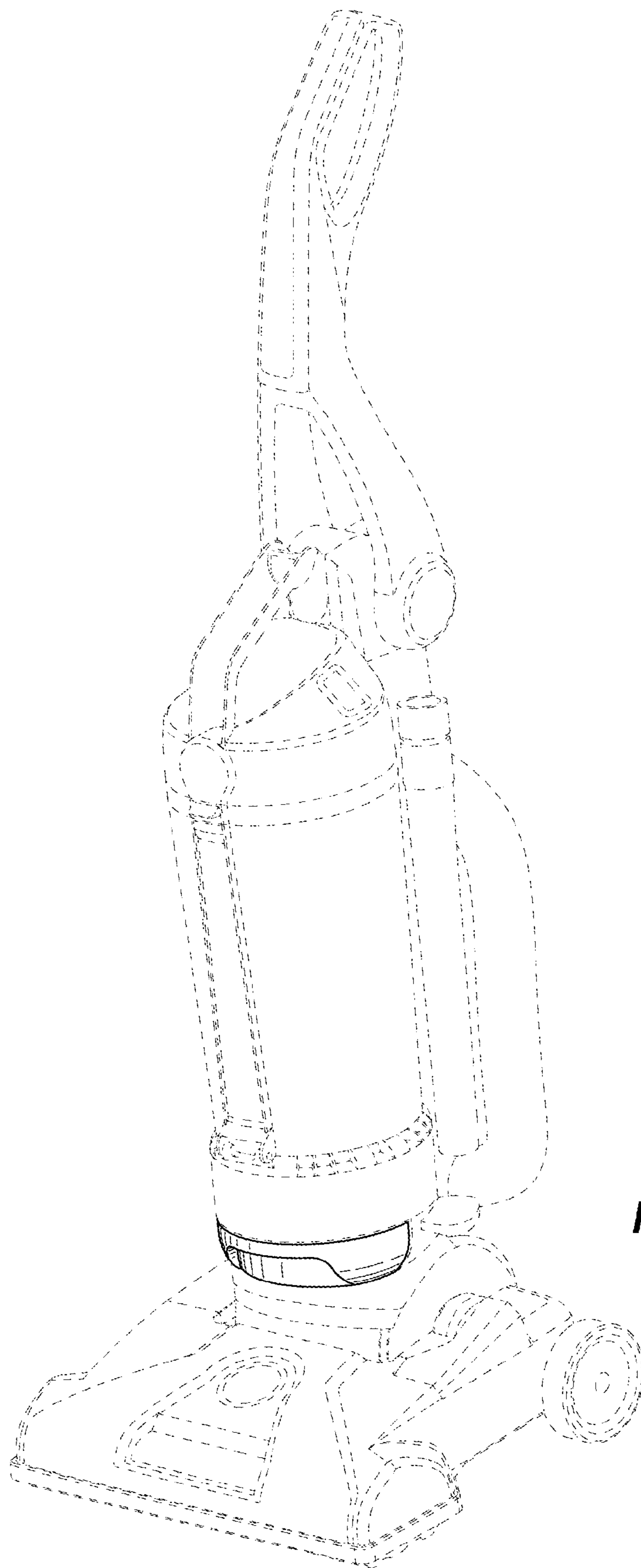


FIG. 8