

US00D666371S

(12) **United States Design Patent**  
**Bilger et al.**

(10) **Patent No.:** **US D666,371 S**  
(45) **Date of Patent:** **\*\* Aug. 28, 2012**

- (54) **STICK VACUUM BODY**
- (75) Inventors: **Dan Bilger**, Amherst, NH (US); **Meg McCusker**, Somerville, MA (US); **Dann Provolo**, Barrington, RI (US)
- (73) Assignee: **Euro-Pro Operating LLC**, Newton, MA (US)
- (\*\*) Term: **14 Years**
- (21) Appl. No.: **29/386,886**
- (22) Filed: **Mar. 4, 2011**
- (51) **LOC (9) Cl.** ..... **15-05**
- (52) **U.S. Cl.** ..... **D32/31**
- (58) **Field of Classification Search** ..... D32/16,  
D32/17, 22, 31, 34; 15/347, 353, 320, 340.2,  
15/350-351, 363, 410-411, 327.1, 71.1,  
15/79.1, 79.2; 55/337, 459.1, DIG. 3, 429  
See application file for complete search history.

- D477,446 S 7/2003 Kalman et al.
- D482,506 S 11/2003 Honda et al.
- D494,330 S \* 8/2004 Downey et al. .... D32/31
- D515,259 S 2/2006 Maruyama et al.
- D521,699 S 5/2006 Greene et al.
- D533,976 S \* 12/2006 Luebbering et al. .... D32/31
- D537,584 S 2/2007 Greene et al.
- D541,997 S \* 5/2007 Greene ..... D32/31
- D562,509 S 2/2008 Lee
- D564,156 S 3/2008 Agren et al.
- D565,814 S 4/2008 Agren et al.
- D566,352 S 4/2008 Agren et al.
- D568,015 S 4/2008 Ponikvar et al.
- D568,016 S 4/2008 Ponikvar et al.
- D578,259 S 10/2008 Agren et al.
- D582,111 S 12/2008 Agren et al.
- D608,961 S 1/2010 Reese et al.
- D608,962 S 1/2010 Reese et al.
- D608,963 S 1/2010 Reese et al.
- D615,717 S \* 5/2010 Butts et al. .... D32/22
- D631,625 S 1/2011 Wada et al.
- D646,856 S \* 10/2011 Breit et al. .... D32/22
- 2004/0134022 A1 \* 7/2004 Murphy et al. .... 15/353

\* cited by examiner

*Primary Examiner* — Ruth McInroy

(56) **References Cited**

U.S. PATENT DOCUMENTS

- D220,970 S 6/1971 Rawson et al.
- D328,165 S 7/1992 Ferrari et al.
- D359,604 S 6/1995 Sovis et al.
- D377,697 S 1/1997 Stephens et al.
- D382,681 S 8/1997 Thomas
- D398,099 S 9/1998 Leung
- D421,671 S 3/2000 Thomas et al.
- D426,356 S 6/2000 Tsuruha
- 6,146,434 A 11/2000 Scalfani et al.
- D436,699 S 1/2001 Makihara et al.
- D442,750 S \* 5/2001 Saunders et al. .... D32/31
- D456,964 S 5/2002 Alford et al.
- D457,695 S \* 5/2002 Stephens ..... D32/31
- D469,226 S \* 1/2003 Stephens ..... D32/31
- D475,491 S 6/2003 Kalman et al.
- D475,822 S \* 6/2003 Kalman et al. .... D32/31

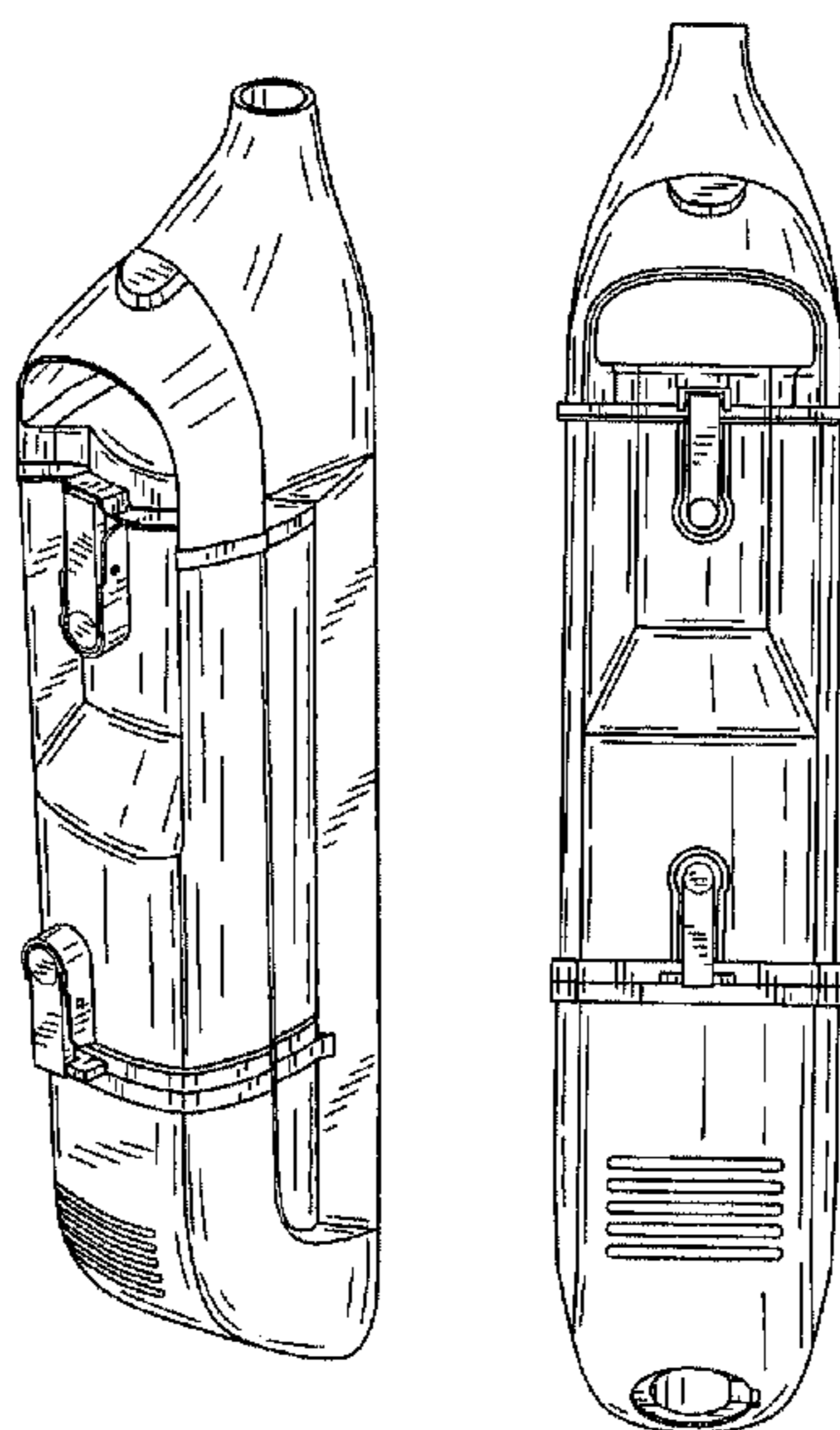
(57) **CLAIM**


The ornamental design of a stick vacuum body, as shown and described.

**DESCRIPTION**


FIG. 1 is a perspective view of a stick vacuum body in accordance with the present design;  
 FIG. 2 is a front view thereof;  
 FIG. 3 is a rear view thereof;  
 FIG. 4 is a left side view thereof;  
 FIG. 5 is a right side view thereof;  
 FIG. 6 is a top plan view thereof; and,  
 FIG. 7 is a bottom plan view thereof.

**1 Claim, 2 Drawing Sheets**

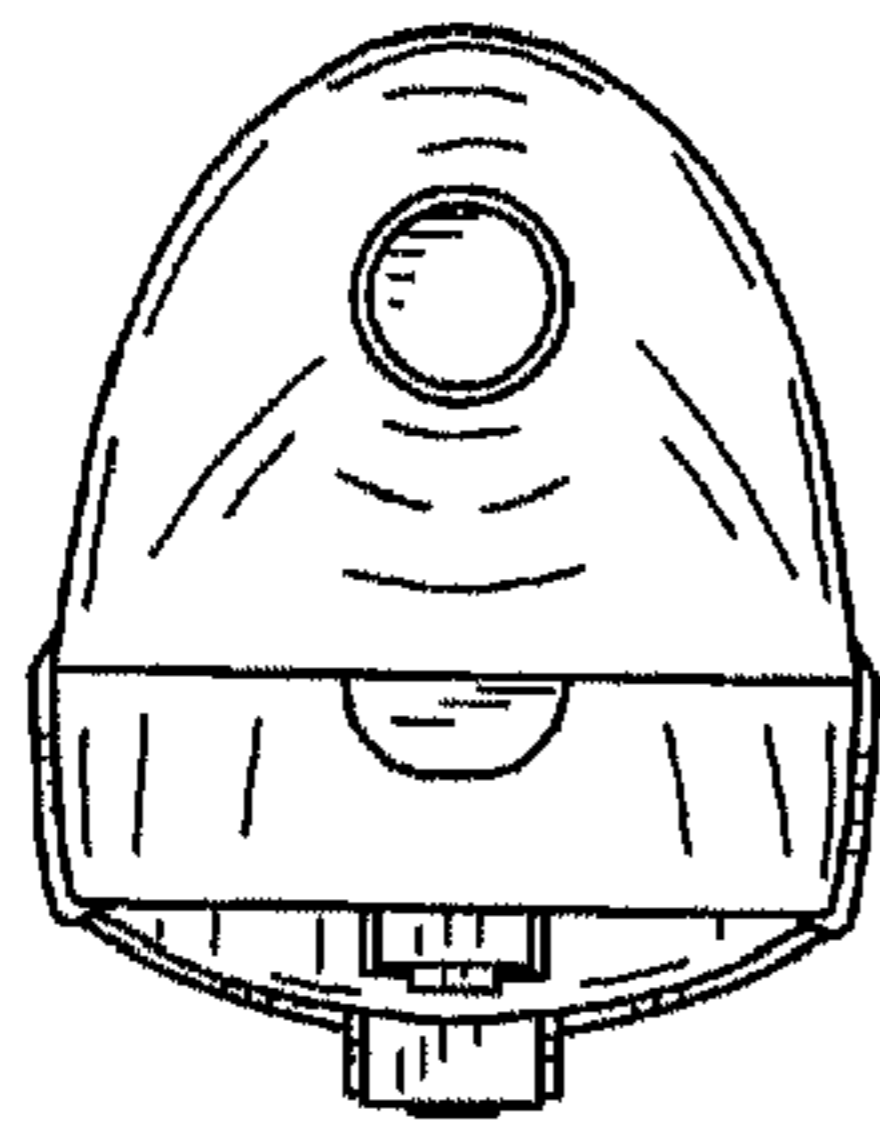




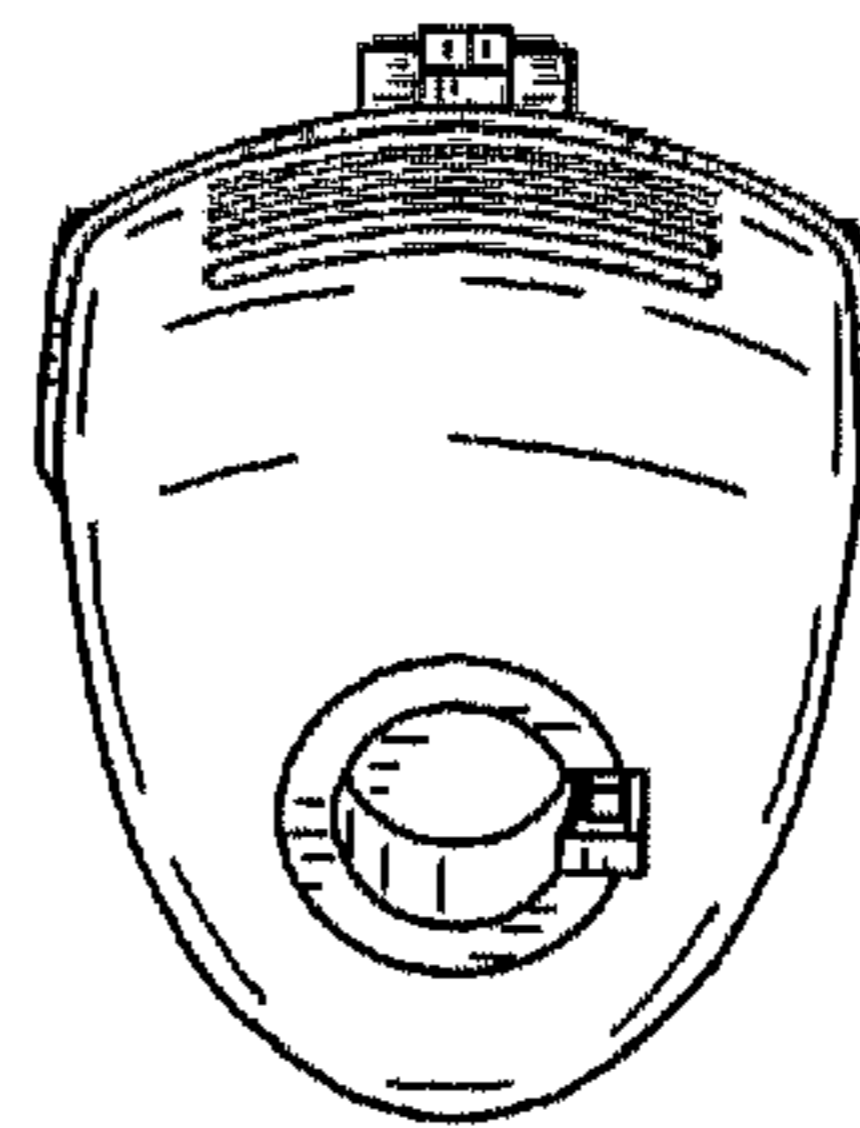
**FIG. 1**



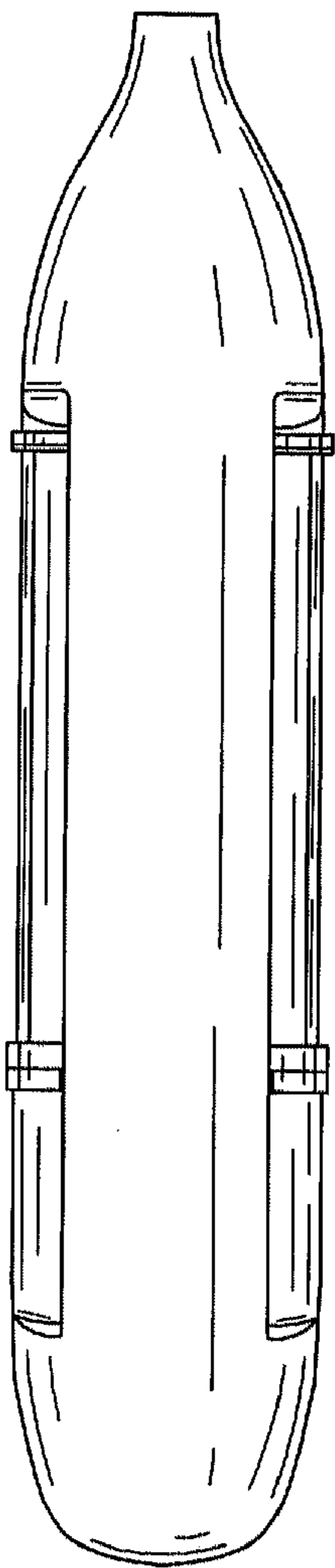
**FIG. 2**



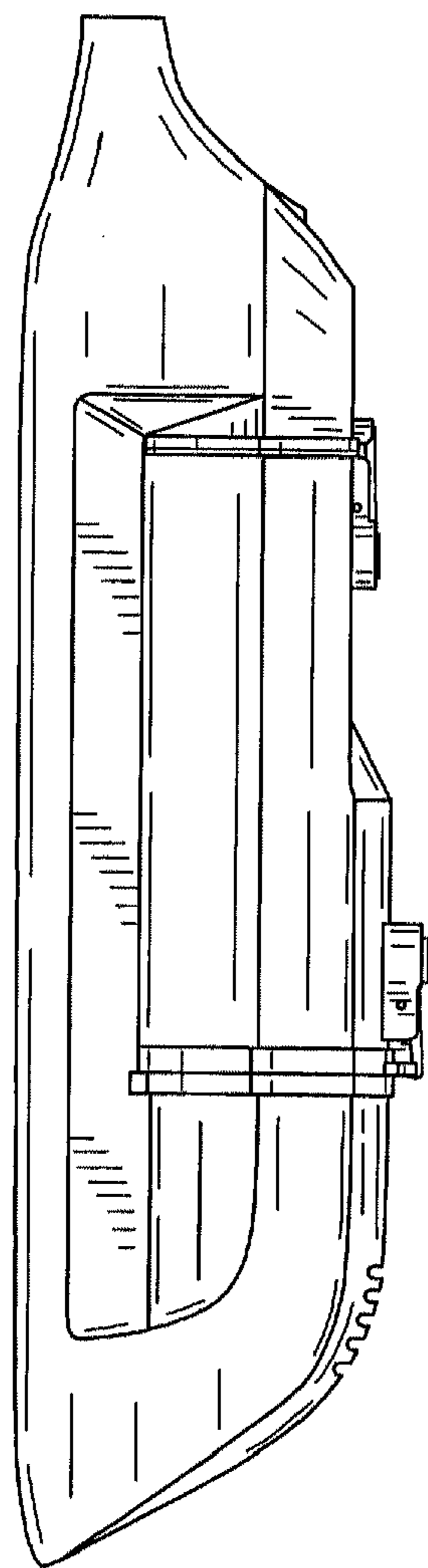
**FIG. 6**



**FIG. 7**



**FIG. 3**



**FIG. 4**

**FIG. 5**

