



US00D666370S

(12) **United States Design Patent**
Kirkpatrick

(10) **Patent No.:** **US D666,370 S**

(45) **Date of Patent:** **** Aug. 28, 2012**

(54) **SUPPORT FOR A PRESSURE WASHER**

(75) Inventor: **John Roy Kirkpatrick, Surrey (CA)**

(73) Assignee: **1573672 Ontario Ltd. C.O.B.**
Kirkvision Group (CA)

(**) Term: **14 Years**

(21) Appl. No.: **29/377,241**

(22) Filed: **Oct. 19, 2010**

(51) **LOC (9) Cl.** **15-05**

(52) **U.S. Cl.** **D32/25**

(58) **Field of Classification Search** D32/1,
D32/4, 15, 17-18, 21, 25; D8/349, 354,
D8/356, 382; D22/147-148; 239/275-276,
239/279, 280.5, 283; 248/74.1, 75, 80, 82,
248/518, 534-535

See application file for complete search history.

(56) **References Cited**

U.S. PATENT DOCUMENTS

D188,853	S	*	9/1960	Bell	D22/147
3,672,617	A	*	6/1972	Neyendorf	248/75
4,886,228	A	*	12/1989	Kennedy	248/74.1
D407,137	S	*	3/1999	Thompson	D22/147
D444,841	S	*	7/2001	Malmanger et al.	D22/147
D497,793	S	*	11/2004	Votypka	D8/356
7,389,961	B1	*	6/2008	Haws	248/75

D582,257	S	*	12/2008	Cohen et al.	D8/354
7,686,276	B1	*	3/2010	McCauley	248/535
D640,528	S	*	6/2011	Krietzman et al.	D8/356

* cited by examiner

Primary Examiner — T. Chase Nelson

Assistant Examiner — Kathleen M Sims

(74) *Attorney, Agent, or Firm* — Gowling Lafleur
Henderson LLP

(57) **CLAIM**

The ornamental design for a support for a pressure washer, as shown and described.

DESCRIPTION

FIG. 1 is a front perspective view of a support for a pressure washer showing my new design;

FIG. 2 is a front view thereof;

FIG. 3 is a left side view thereof, the right side view being a mirror image;

FIG. 4 is a rear view thereof;

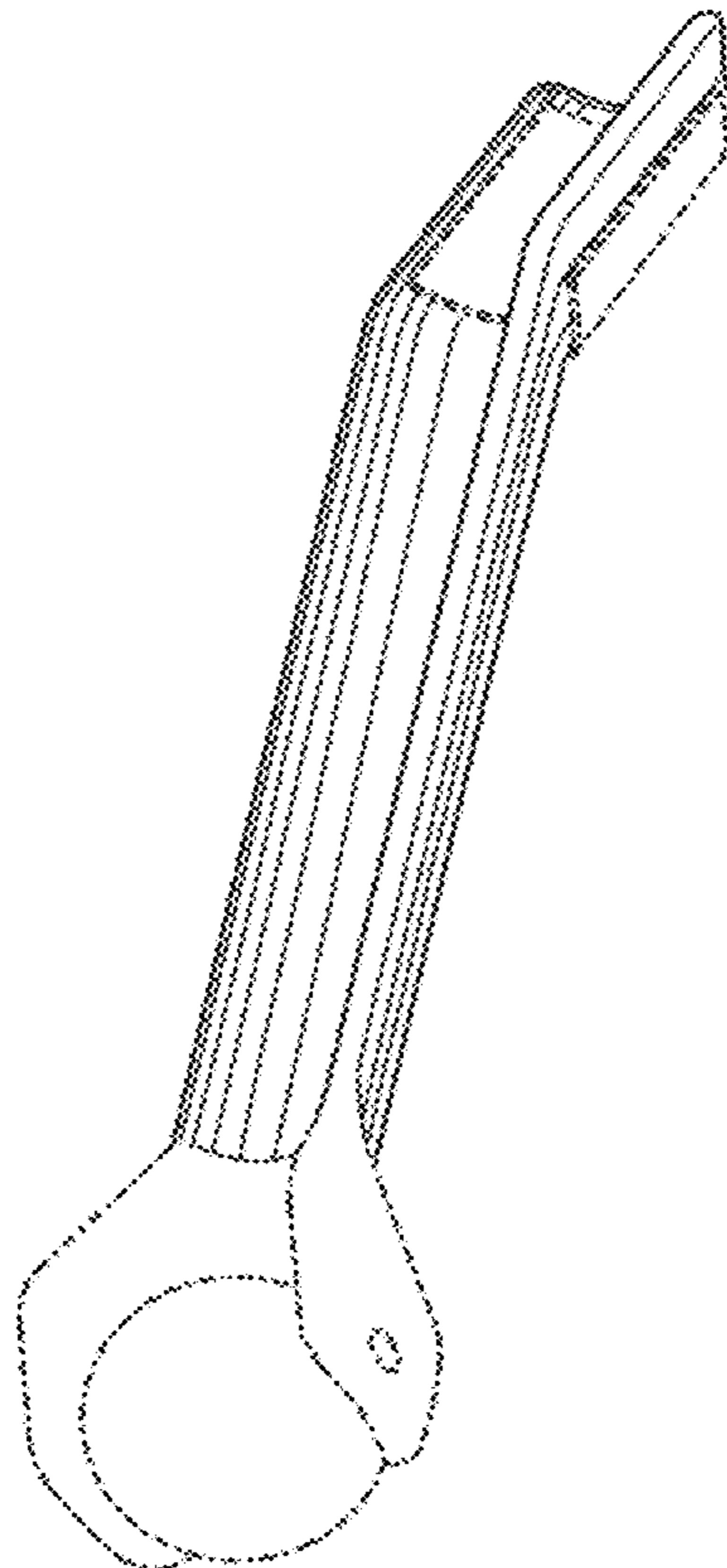
FIG. 5 is a top end view thereof;

FIG. 6 is a bottom end view thereof; and,

FIG. 7 is a front perspective view showing environment.

Portions of the support for a pressure washer and the pressure washer shown in broken lines are for environmental purposes only and do not form part of the claimed design.

1 Claim, 3 Drawing Sheets



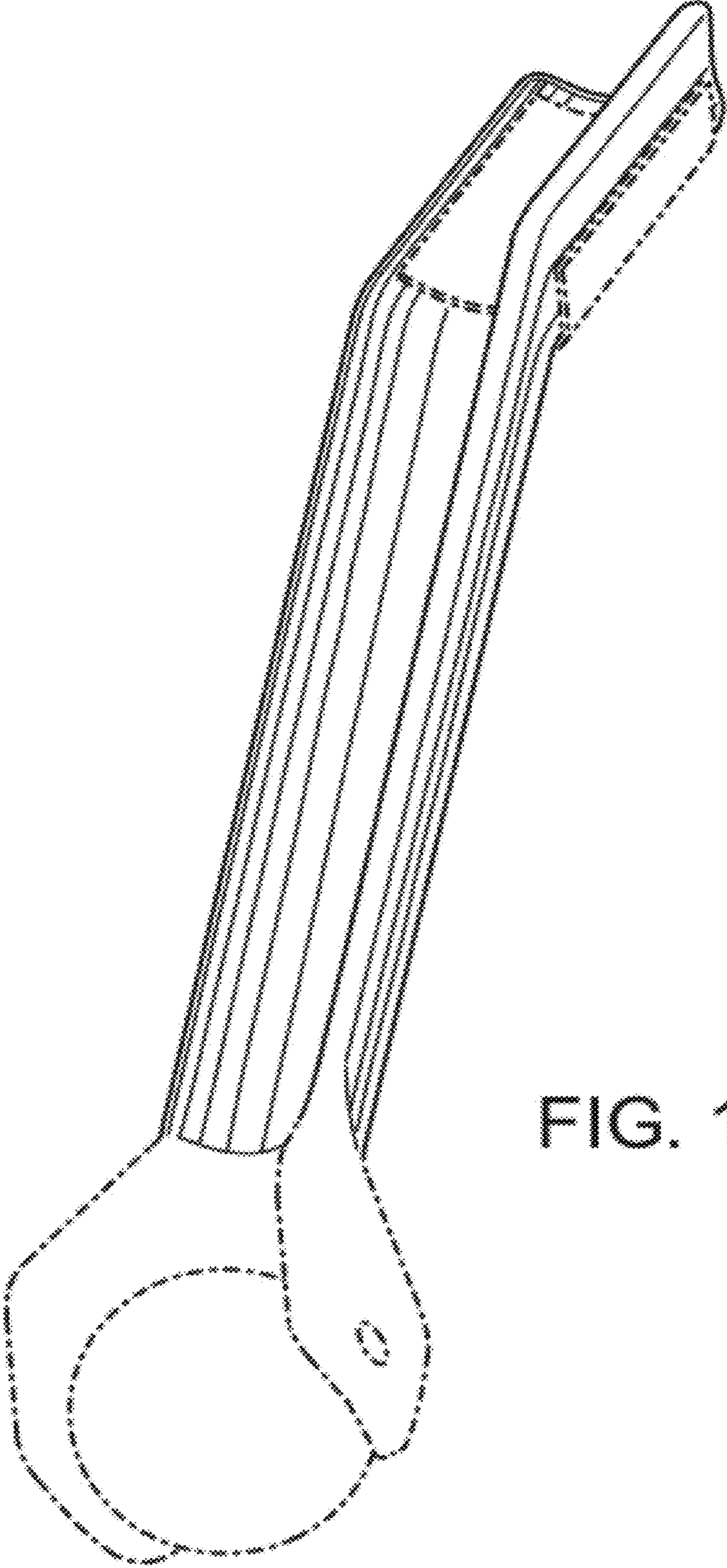


FIG. 1




FIG. 2



FIG. 3

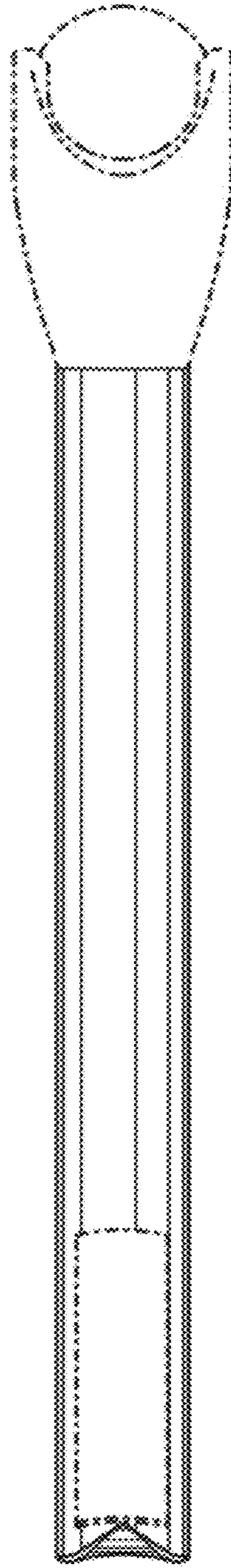


FIG. 4

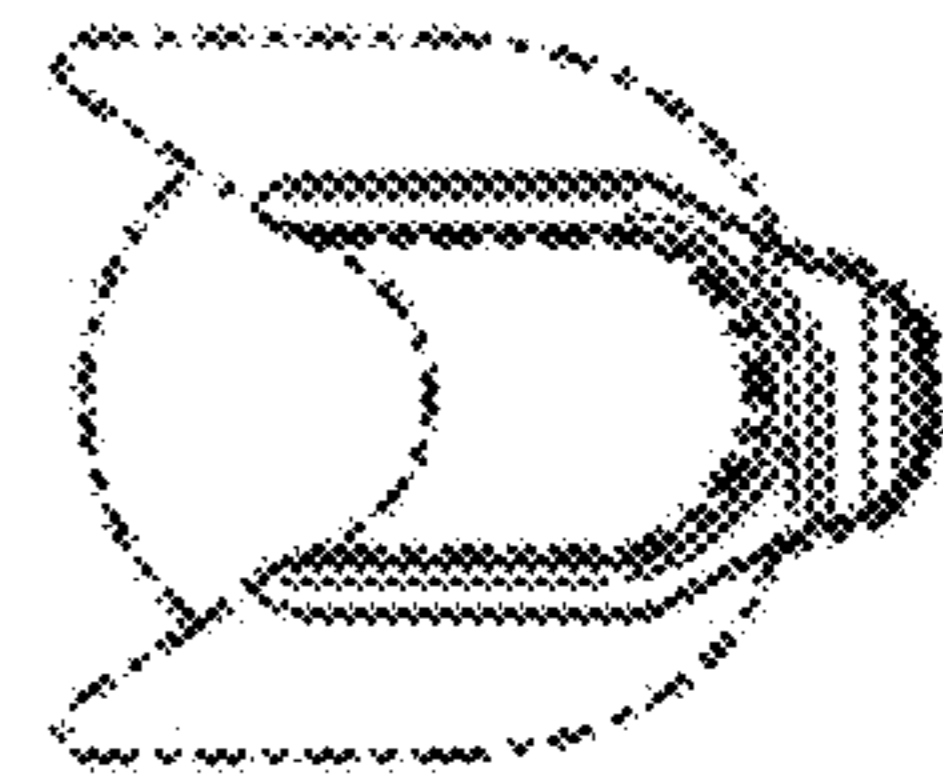


FIG. 5




FIG. 6

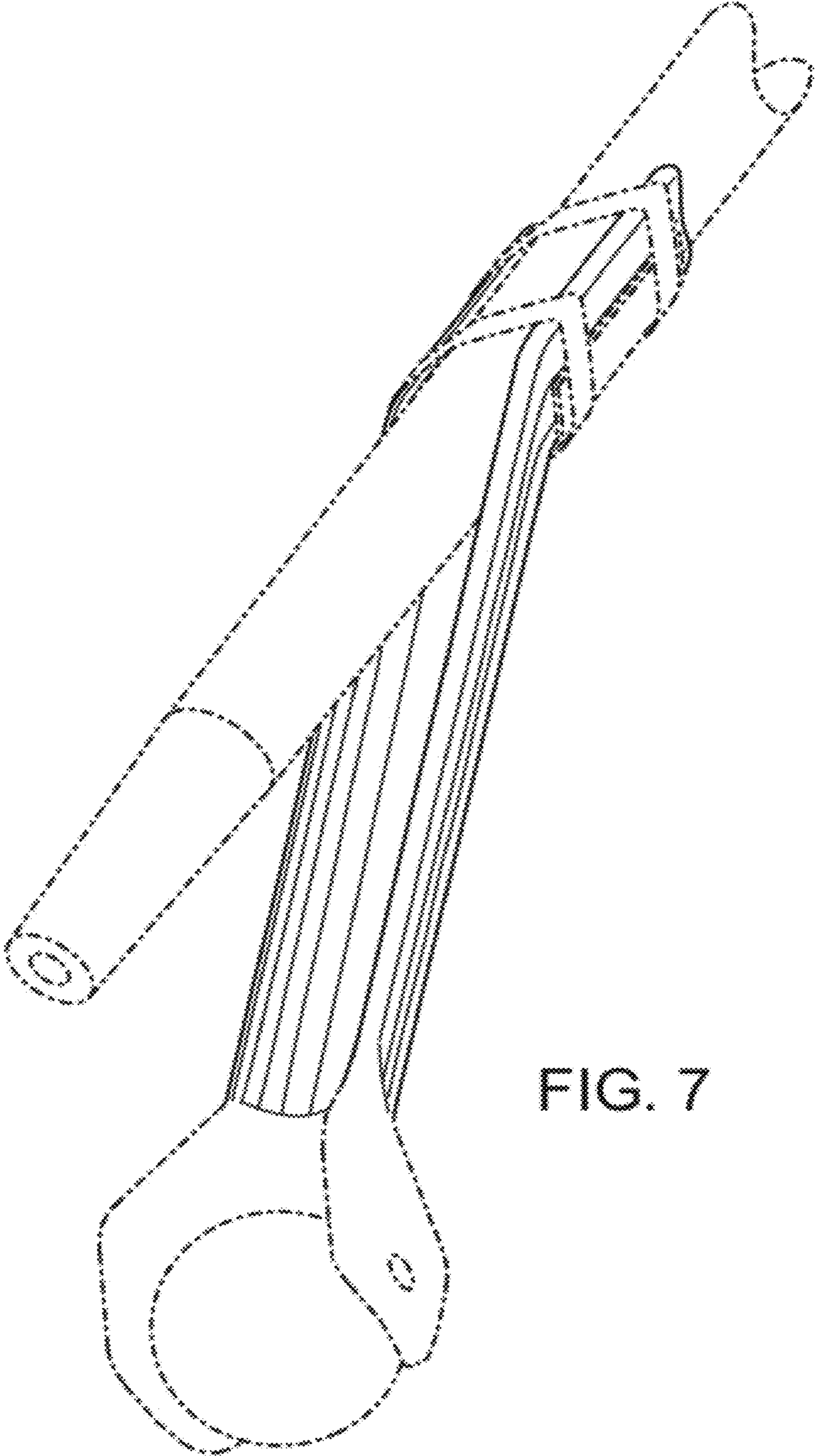


FIG. 7