



US00D666366S

(12) **United States Design Patent**
Votel et al.

(10) **Patent No.:** **US D666,366 S**
(45) **Date of Patent:** **** Aug. 28, 2012**

(54) **NECK SHADE**

(75) Inventors: **Thomas Votel**, Sunfish Lake, MN (US);
Adria Ensrud, Brooklyn Park, MN (US)

(73) Assignee: **Tenacious Holdings, Inc.**, St. Paul, MN
(US)

(**) Term: **14 Years**

(21) Appl. No.: **29/410,721**

(22) Filed: **Jan. 11, 2012**

(51) **LOC (9) Cl.** **29-02**

(52) **U.S. Cl.** **D29/122**

(58) **Field of Classification Search** D29/100,
D29/101.2, 101.1, 101.3, 102, 103, 104, 105,
D29/106, 108, 109, 122; 2/455, 456, 458,
2/459, 463, 410, 411, 414, 415, 424, 9, 468,
2/49.1, 49.3, 207

See application file for complete search history.

(56) **References Cited**

U.S. PATENT DOCUMENTS

D136,334 S *	9/1943	Witz	D2/879
D230,663 S *	3/1974	Fowler	D29/101.2
D363,812 S *	11/1995	Cassady	D2/879
5,493,734 A *	2/1996	Nieves-Rivera	2/209.13
D381,131 S *	7/1997	Duback et al.	D29/120.1
D398,420 S *	9/1998	Li Vecchi	D29/101.2
D398,719 S *	9/1998	Ferguson et al.	D29/101.2
D402,088 S *	12/1998	Edwards	D2/866
D402,791 S *	12/1998	Mishal	D2/879
6,233,745 B1 *	5/2001	Friesen	2/172
6,802,083 B2 *	10/2004	Yan	2/209.13
6,857,134 B1 *	2/2005	Cowell	2/209.13
D526,471 S *	8/2006	Cashin	D2/866
D548,894 S *	8/2007	Van Trojen	D29/122
7,310,829 B1 *	12/2007	Engel-Wilson	2/209.13

7,343,630 B2 *	3/2008	Lee	2/175.6
D586,052 S *	2/2009	Elias	D29/122
D591,485 S *	5/2009	Cho	D2/879
D599,533 S *	9/2009	Yun	D2/879
D617,083 S *	6/2010	Yun	D2/886
D627,521 S *	11/2010	Lofton	D29/122
D627,933 S *	11/2010	Lofton	D29/122
D638,205 S *	5/2011	Castillo	D2/866
D643,157 S *	8/2011	Grijalva	D29/122
D655,869 S *	3/2012	Mayas	D29/122
2004/0139530 A1 *	7/2004	Yan	2/209.13
2006/0174396 A1 *	8/2006	Rosas	2/175.6
2006/0253957 A1 *	11/2006	Orozco	2/171
2008/0066214 A1 *	3/2008	O'Hare	2/172

* cited by examiner

Primary Examiner — Elizabeth J Oswecki

(74) *Attorney, Agent, or Firm* — Skaar Ulbrich Macari

(57) **CLAIM**

We claim the ornamental design for a neck shade, as shown and described.

DESCRIPTION

FIG. 1 is a perspective view of a neck shade showing our new design.

FIG. 2 is a front view thereof.

FIG. 3 is a back view thereof.

FIG. 4 is a bottom view thereof.

FIG. 5 is a top view thereof.

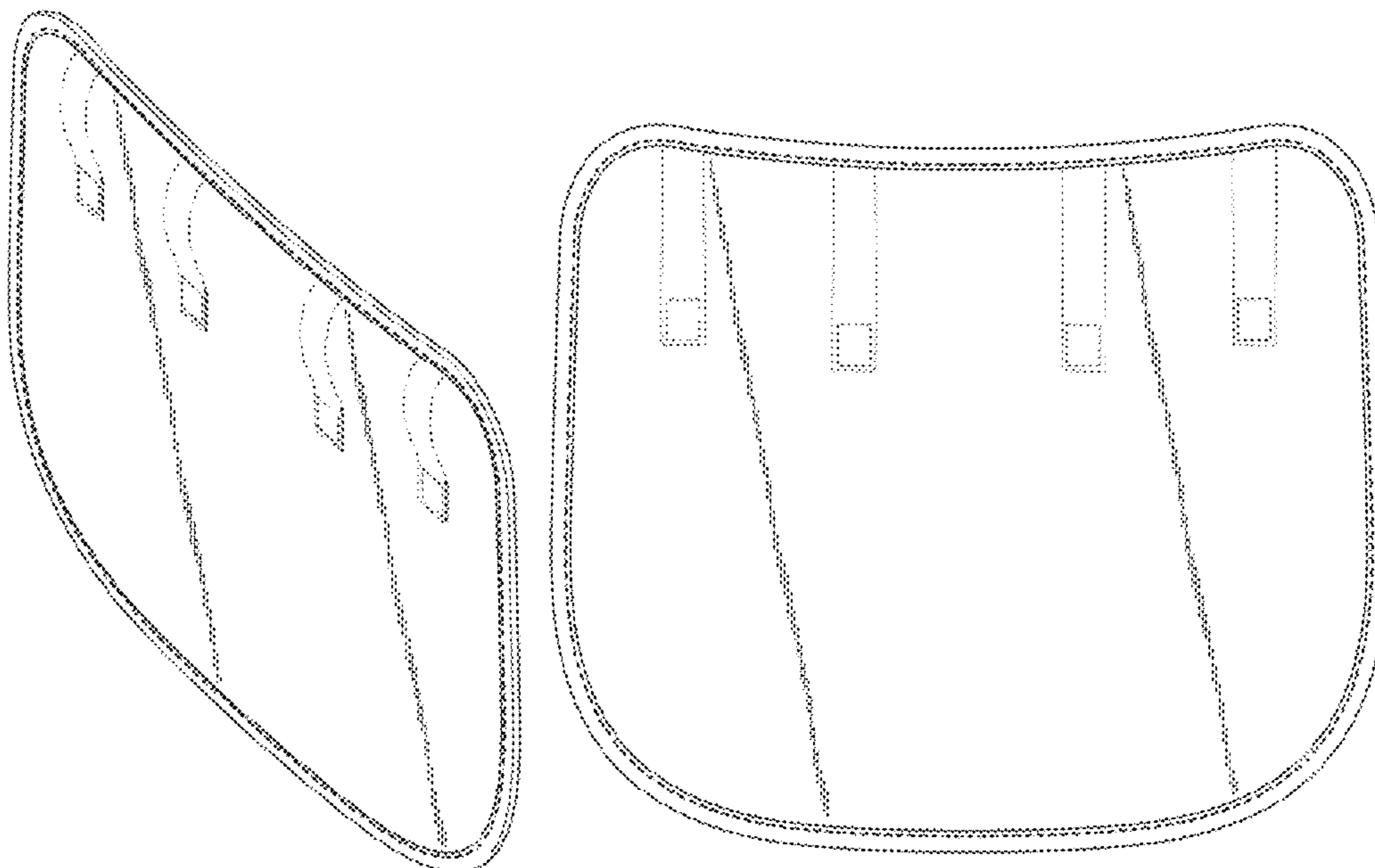
FIG. 6 is a side view thereof; and,

FIG. 7 is a perspective view thereof shown in a used condition.

Views not shown form no part of the claimed invention.

The broken lines shown on the neck shade represent thread stitching. The broken lines shown on the four hanging ties and the cap in the drawings represent portions of the neck shade that form no part of the claimed invention.

1 Claim, 6 Drawing Sheets



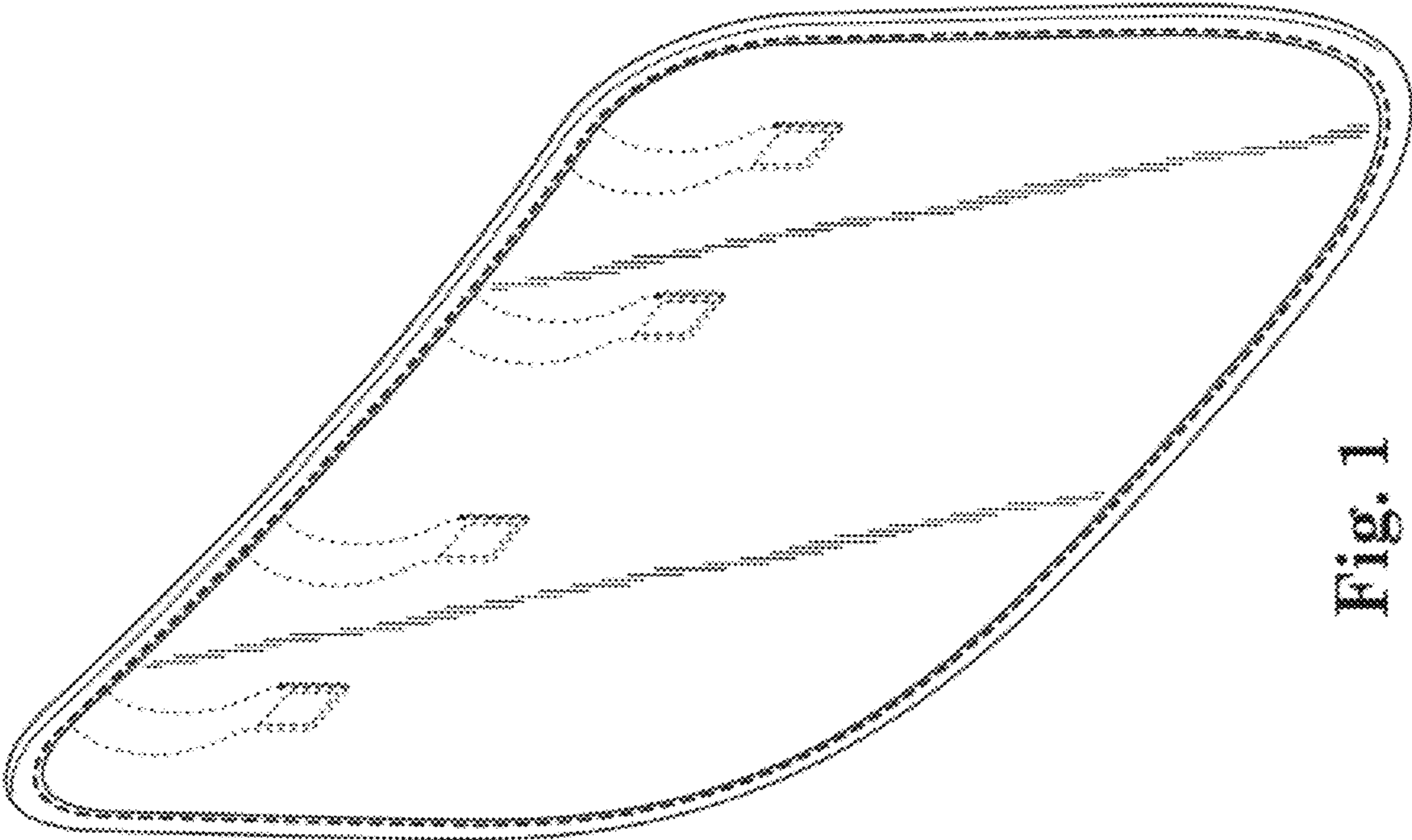


Fig. 1

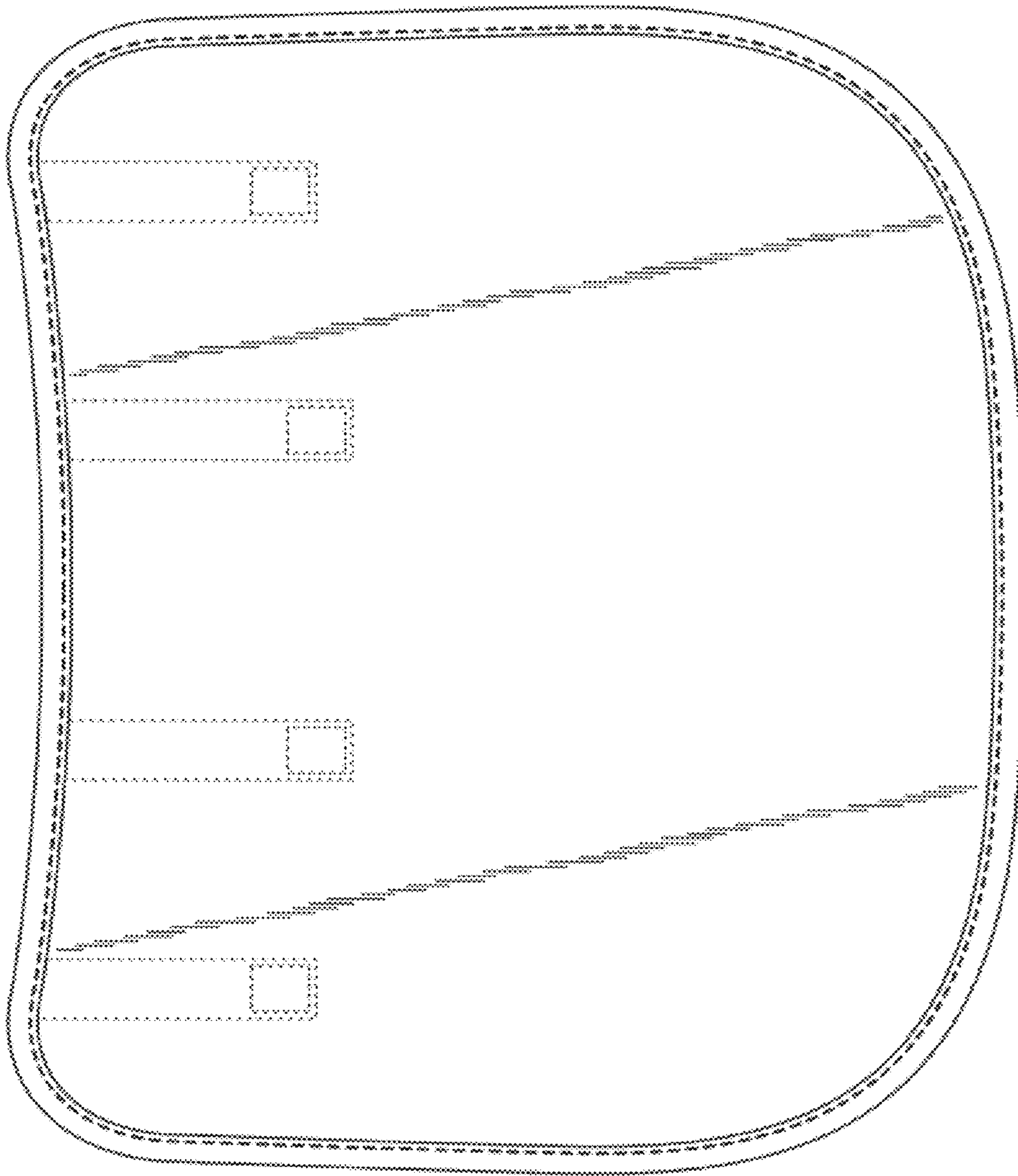


Fig. 2

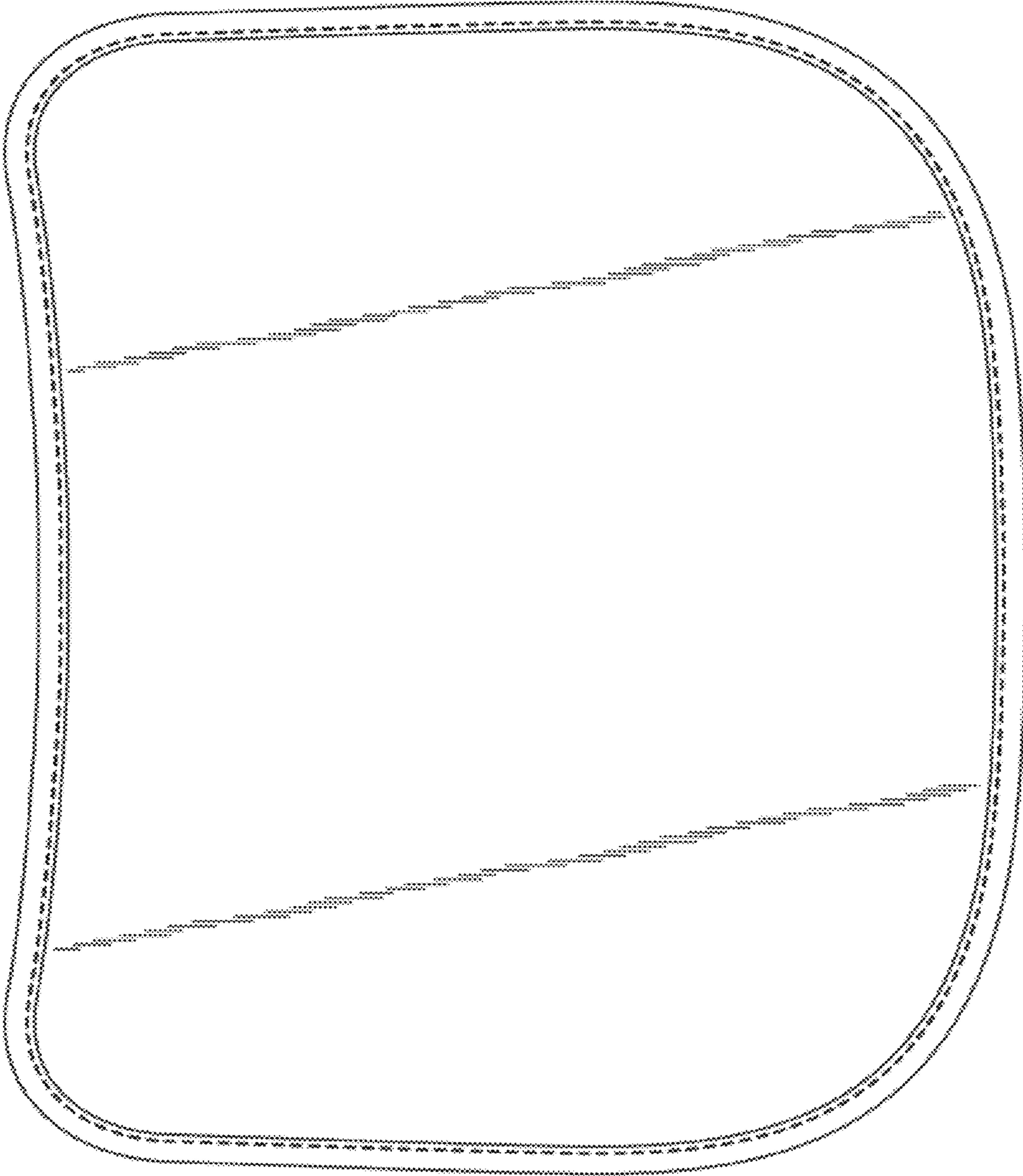


Fig. 3




Fig. 4



Fig. 5




Fig. 6

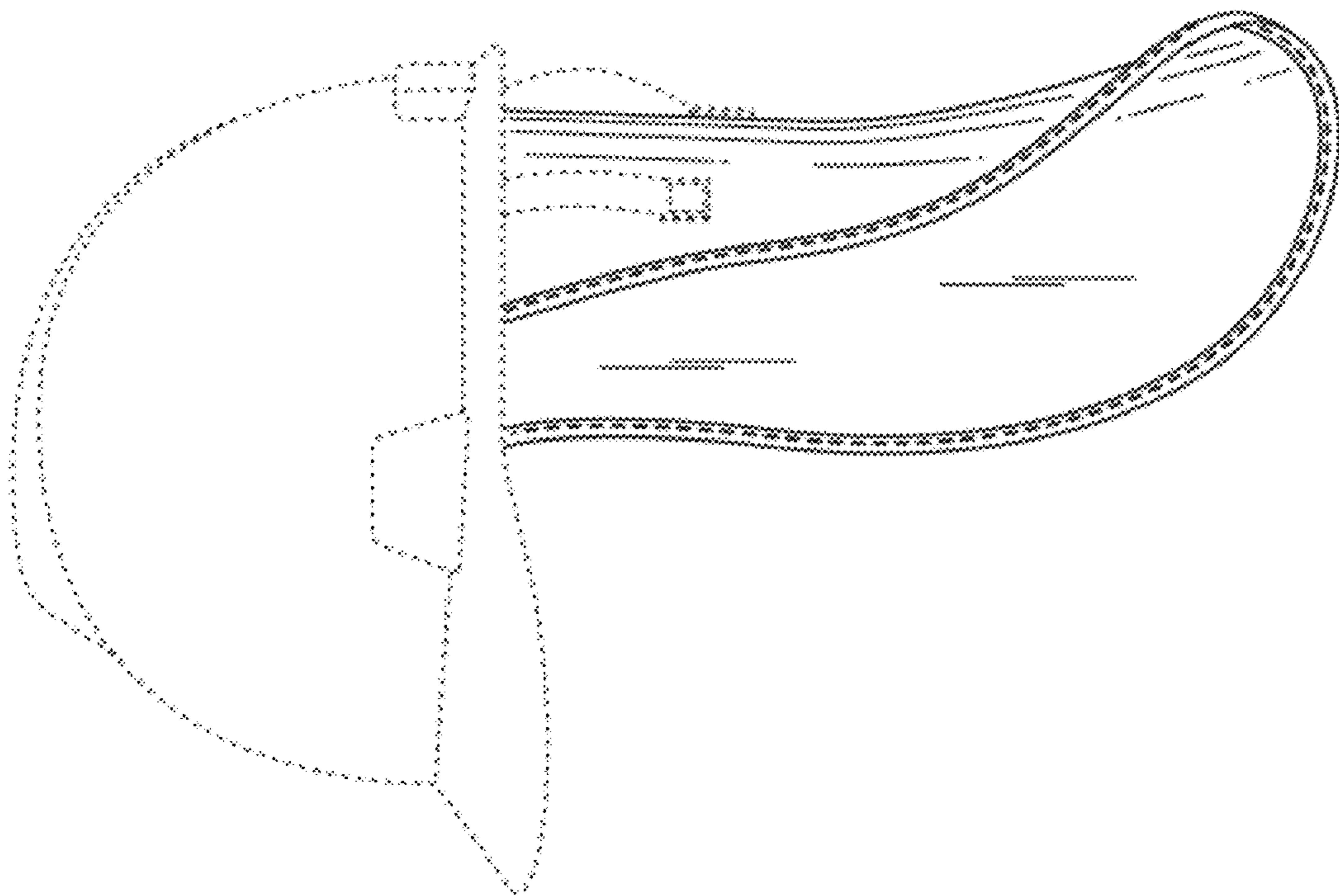


Fig. 7