

US00D666360S

(12) **United States Design Patent**
Schultz

(10) **Patent No.:** **US D666,360 S**

(45) **Date of Patent:** **** Aug. 28, 2012**

(54) **SOAP BAR**

(76) **Inventor:** **Wendy Labarge Schultz**, Foxboro, WI
(US)

(**) **Term:** **14 Years**

(21) **Appl. No.:** **29/407,657**

(22) **Filed:** **Nov. 30, 2011**

(51) **LOC (9) Cl.** **28-02**

(52) **U.S. Cl.** **D28/8.2; D1/100**

(58) **Field of Classification Search** D28/4,
D28/8.1-8.2; D1/120, 106, 100, 122-124;
510/133, 141-148, 440, 447-450; D24/100-102
See application file for complete search history.

D427,260 S * 6/2000 Burr D21/684
D430,953 S 9/2000 Freeman
D452,040 S 12/2001 Freeman et al.
D562,917 S * 2/2008 del Pinal et al. D21/566
D636,969 S 5/2011 Hogan

* cited by examiner

Primary Examiner — Jennifer Rivard

(74) *Attorney, Agent, or Firm* — QuickPatents, Inc.; Kevin Prince

(57) **CLAIM**

I claim the ornamental design for a soap bar, as shown and described.

DESCRIPTION

FIG. 1 is a perspective view of a soap bar, showing my new design;

FIG. 2 is a top plan view thereof;

FIG. 3 is a left-side elevational view thereof;

FIG. 4 is a bottom plan view thereof;

FIG. 5 is a right-side elevational view thereof;

FIG. 6 is a front elevational view thereof; and,

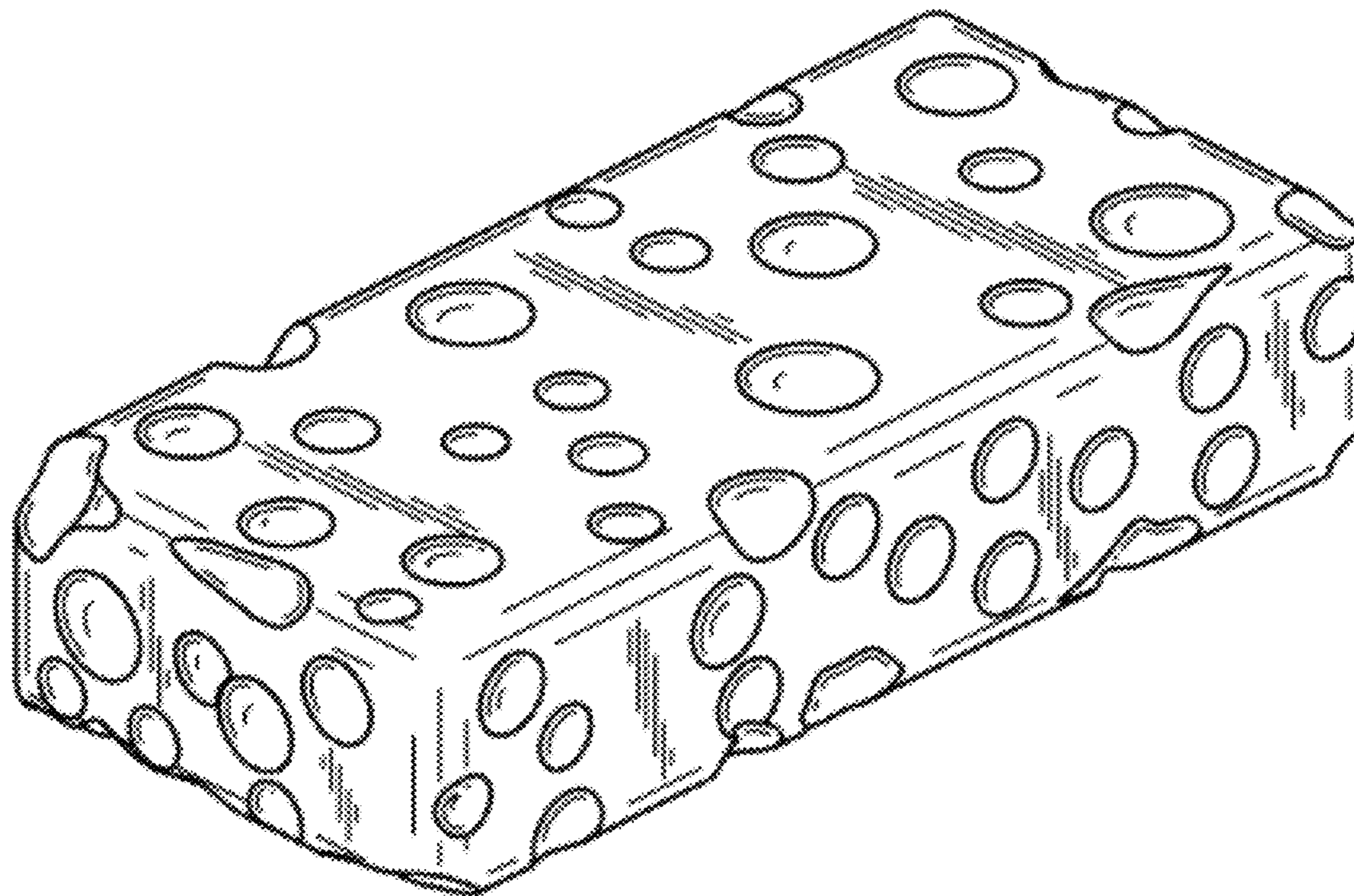
FIG. 7 is a rear elevational view thereof.

(56) **References Cited**

U.S. PATENT DOCUMENTS

1,618,323 A	10/1924	Blomstrom
D67,194 S	5/1925	Epstein
D69,494 S	2/1926	Cohn
D184,473 S	2/1959	Lahoud
D235,730 S	7/1975	Bush
D245,879 S	9/1977	Morrison
D247,644 S	3/1978	Berman
D299,277 S	1/1989	Bussell
D413,692 S	9/1999	Freeman

1 Claim, 2 Drawing Sheets



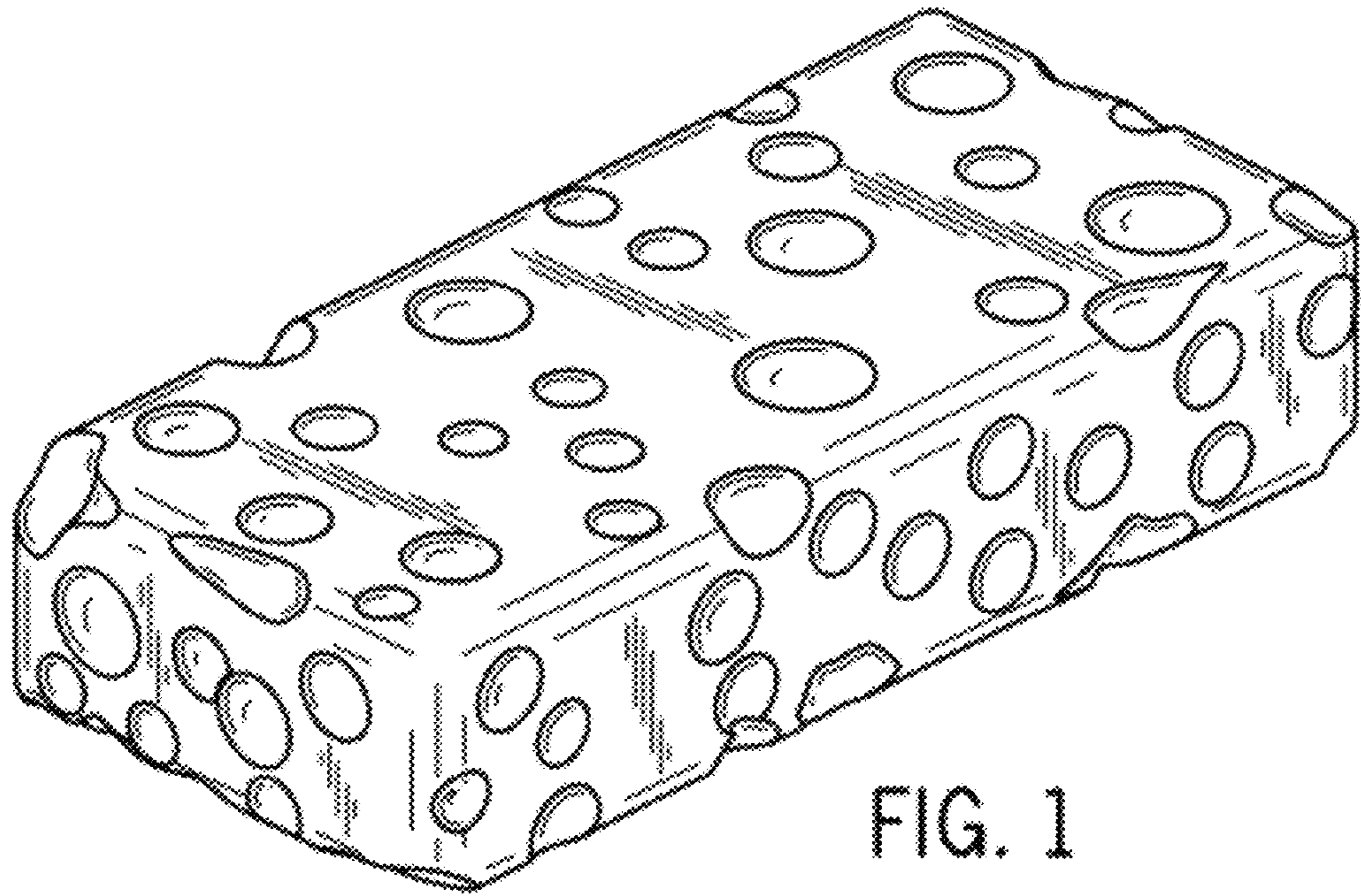


FIG. 1

FIG. 2

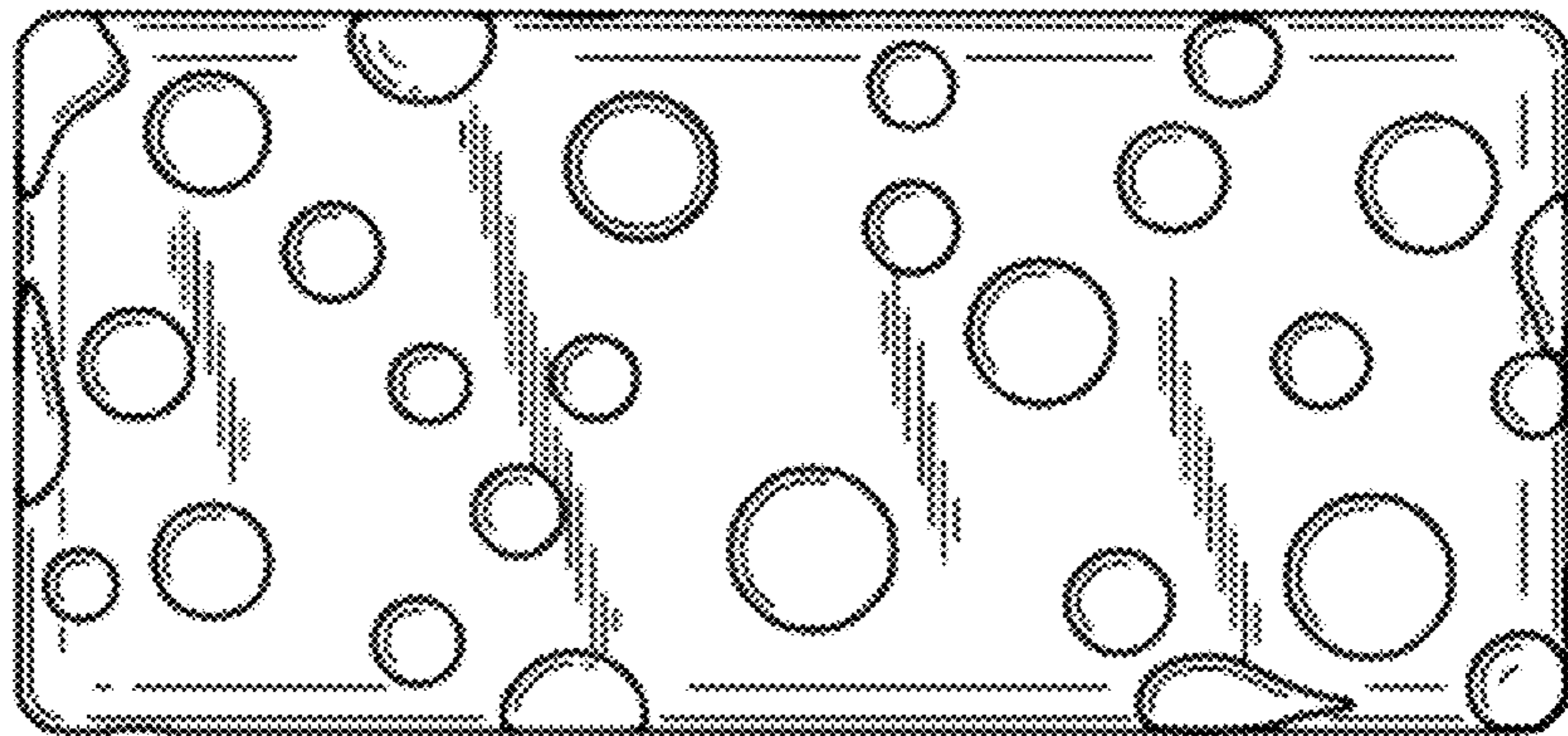


FIG. 3




FIG. 4

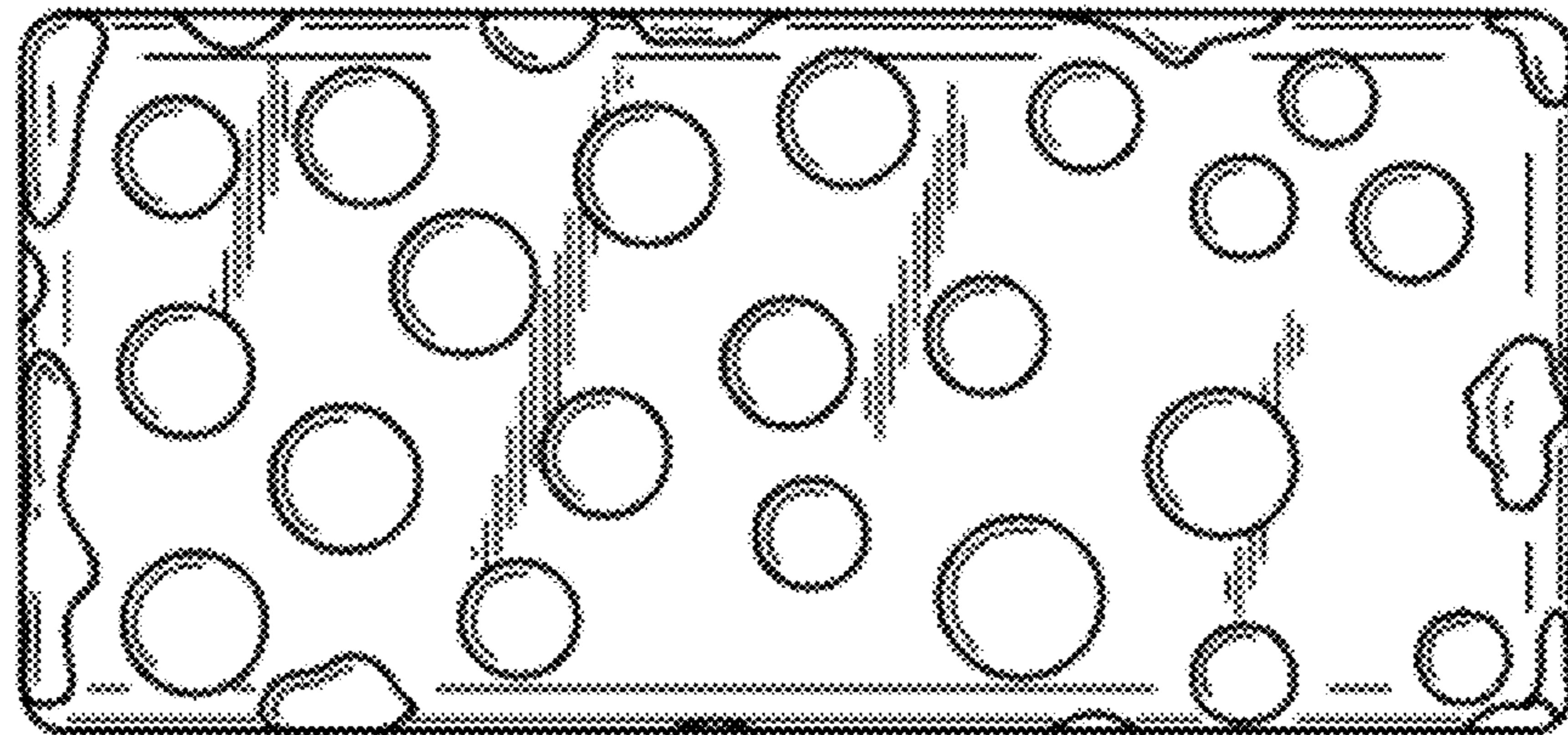


FIG. 5

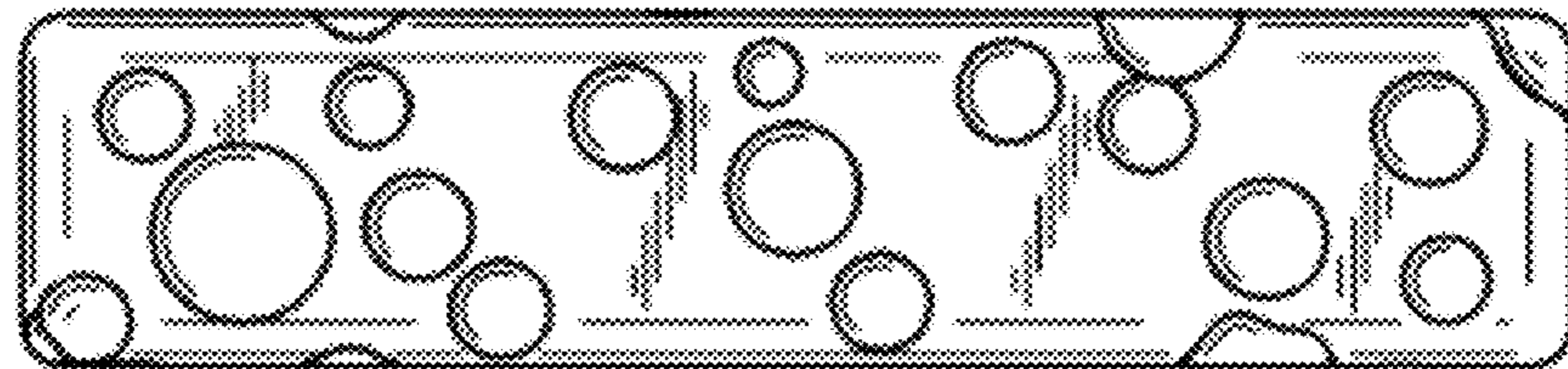


FIG. 6




FIG. 7

