

US00D666358S

(12) **United States Design Patent**  
**Albers**

(10) **Patent No.:** **US D666,358 S**

(45) **Date of Patent:** **\*\* Aug. 28, 2012**

(54) **FACE SPONGE**

(75) Inventor: **Oliver Albers**, Oakland, CA (US)

(73) Assignee: **Luft Industrie Inc.**, Oakland, CA (US)

(\*\*) Term: **14 Years**

(21) Appl. No.: **29/413,560**

(22) Filed: **Feb. 16, 2012**

(51) **LOC (9) Cl.** ..... **28-02**

(52) **U.S. Cl.** ..... **D28/7**

(58) **Field of Classification Search** ..... D28/7,  
D28/8, 20–22, 30–31, 76, 85, 99; 132/108,  
132/202, 208, 317.32; 401/202–207, 261–267;  
D4/132–135; D24/119; D7/361, 395, 688;  
D32/40–45

See application file for complete search history.

(56) **References Cited**

**U.S. PATENT DOCUMENTS**

D371,866 S	*	7/1996	Gerhartl	.....	D28/8
D410,493 S	*	6/1999	Leveen et al.	.....	D19/53
D412,596 S	*	8/1999	Tappin et al.	.....	D28/7
D557,862 S	*	12/2007	Tajima	.....	D28/7

D589,665 S	*	3/2009	Kwapis	.....	D32/40
D639,504 S	*	6/2011	Ninomiya	.....	D28/7
D640,827 S	*	6/2011	Ninomiya	.....	D28/7

\* cited by examiner

*Primary Examiner* — Zenia Bennett

(74) *Attorney, Agent, or Firm* — Onello & Mello, LLP

(57) **CLAIM**


An ornamental design for a face sponge, as shown and described.

**DESCRIPTION**


FIG. 1 is a front view of an embodiment of a face sponge, in accordance with the present invention;  
FIG. 2 is a side view of the face sponge of FIG. 1, in accordance with the present invention;  
FIG. 3 is a back view of the face sponge of FIG. 1, in accordance with the present invention;  
FIG. 4 is a perspective view of the face sponge of FIG. 1, in accordance with the present invention;  
FIG. 5 is a top view of the face sponge of FIG. 1, in accordance with the present invention; and,  
FIG. 6 is a bottom view of the face sponge of FIG. 1, in accordance with the present invention.

**1 Claim, 1 Drawing Sheet**







**FIG. 1**




**FIG. 2**



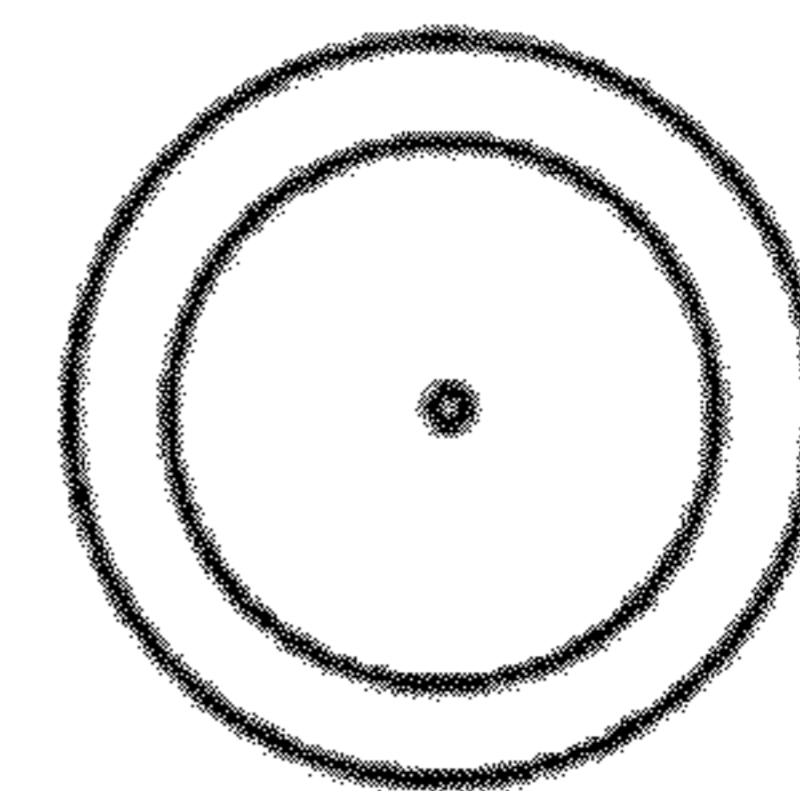
**FIG. 3**



**FIG. 4**



**FIG. 5**



**FIG. 6**