



US00D666357S

(12) **United States Design Patent**
Albers

(10) **Patent No.:** **US D666,357 S**

(45) **Date of Patent:** **** Aug. 28, 2012**

(54) **FACE SPONGE**

(75) Inventor: **Oliver Albers**, Oakland, CA (US)

(73) Assignee: **Luft Industrie Inc.**, Oakland, CA (US)

(**) Term: **14 Years**

(21) Appl. No.: **29/413,557**

(22) Filed: **Feb. 16, 2012**

(51) **LOC (9) Cl.** **28-02**

(52) **U.S. Cl.** **D28/7**

(58) **Field of Classification Search** D28/7,
D28/8, 20–22, 30–31, 76, 85, 99; 132/108,
132/202, 208, 317.32; 401/202–207, 261–267;
D4/132–135; D24/119; D7/361, 395, 688;
D32/40–45

See application file for complete search history.

(56) **References Cited**

U.S. PATENT DOCUMENTS

D371,866 S * 7/1996 Gerhartl D28/8
D410,493 S * 6/1999 Leveen et al. D19/53
D412,596 S * 8/1999 Tappin et al. D28/7
D557,862 S * 12/2007 Tajima D28/7

D589,665 S * 3/2009 Kwapis D32/40
D639,504 S * 6/2011 Ninomiya D28/7
D640,827 S * 6/2011 Ninomiya D28/7

* cited by examiner

Primary Examiner — Zenia Bennett

(74) *Attorney, Agent, or Firm* — Onello & Mello, LLP



(57) **CLAIM**

An ornamental design for a face sponge, as shown and described.

DESCRIPTION

FIG. 1 is a front view of an embodiment of a face sponge, in accordance with the present invention;
FIG. 2 is a side view of the face sponge of FIG. 1, in accordance with the present invention;
FIG. 3 is a back view of the face sponge of FIG. 1, in accordance with the present invention;
FIG. 4 is a perspective view of the face sponge of FIG. 1, in accordance with the present invention;
FIG. 5 is a top view of the face sponge of FIG. 1, in accordance with the present invention; and,
FIG. 6 is a bottom view of the face sponge of FIG. 1, in accordance with the present invention.

1 Claim, 1 Drawing Sheet






FIG. 1

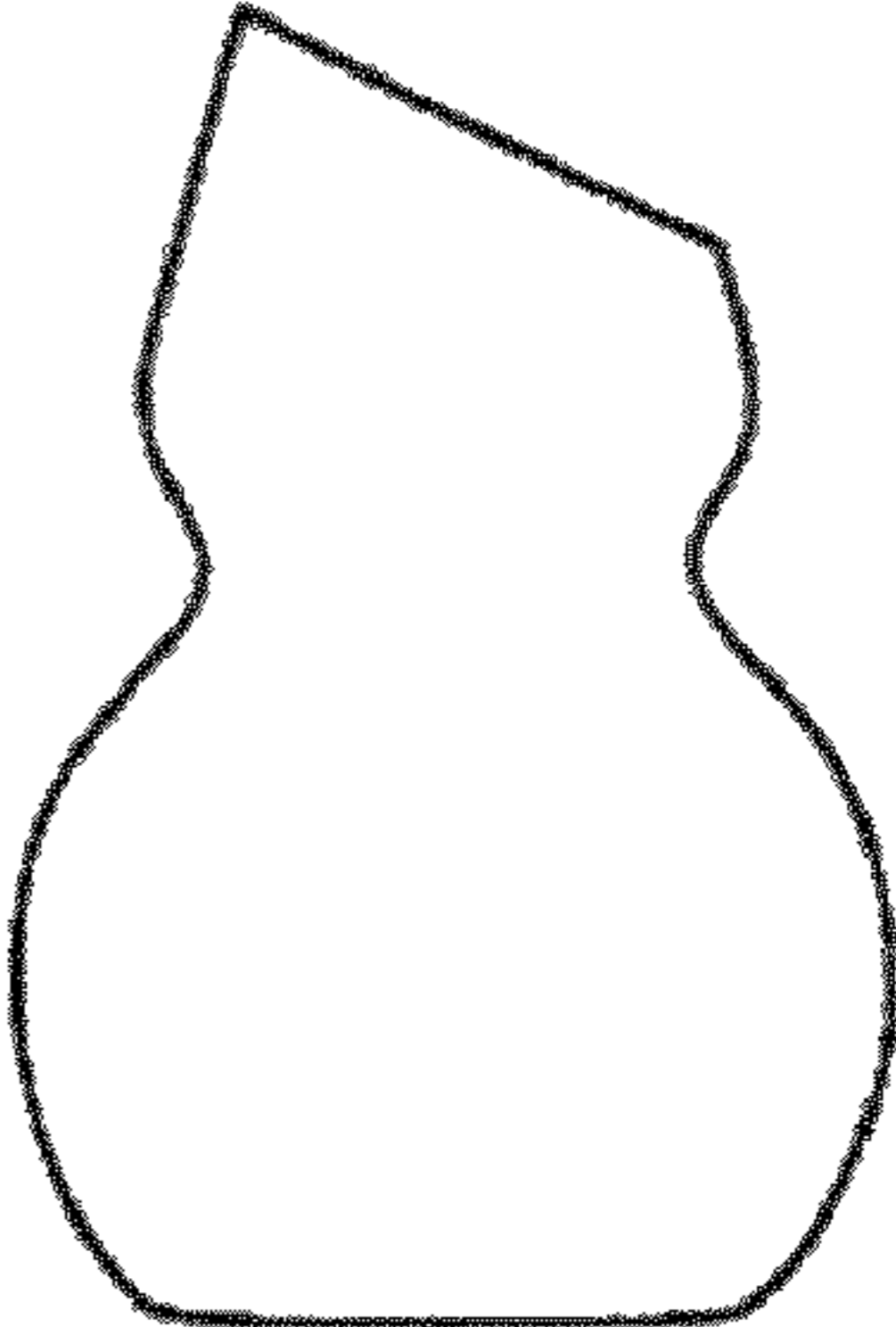


FIG. 2

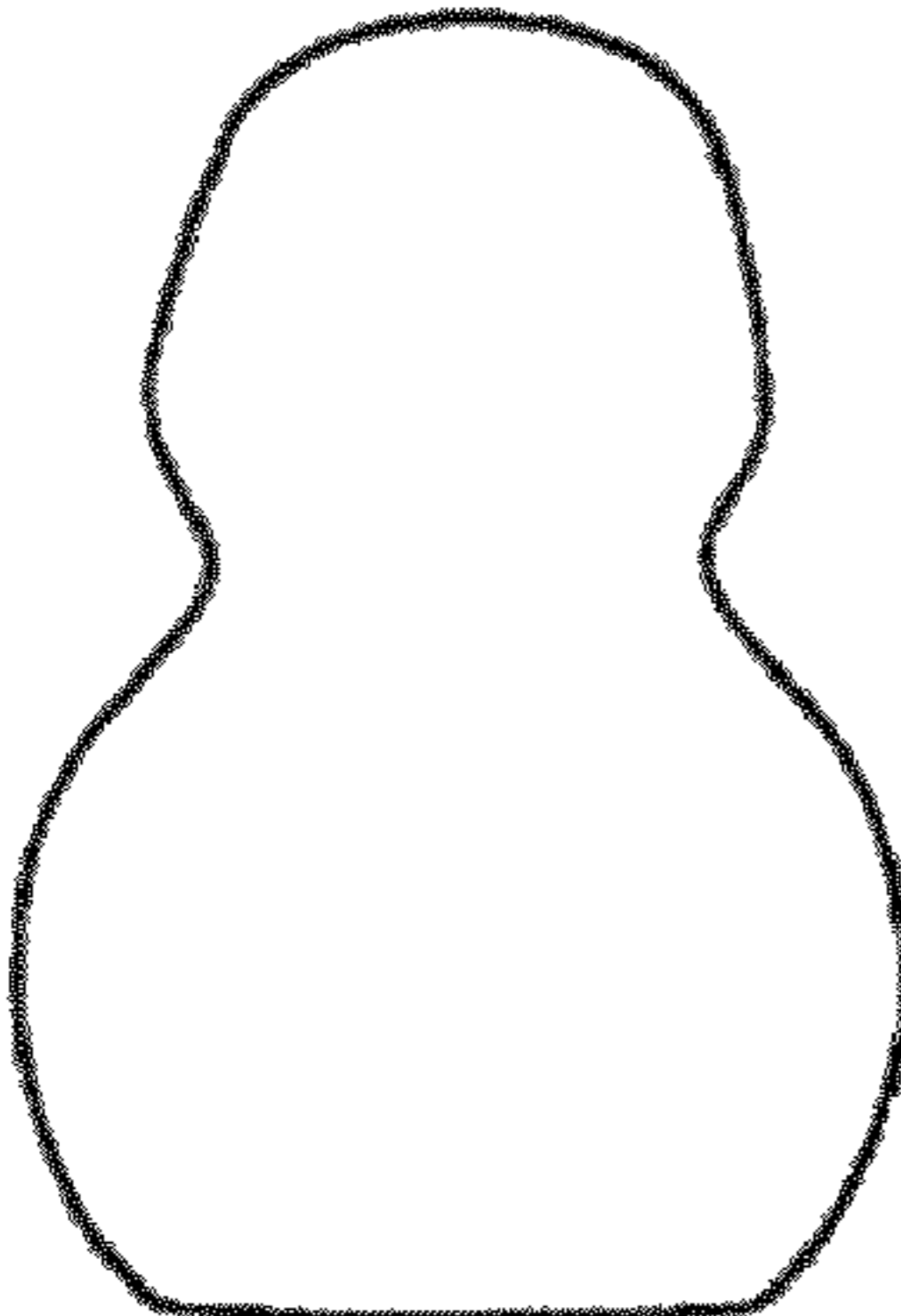


FIG. 3




FIG. 4

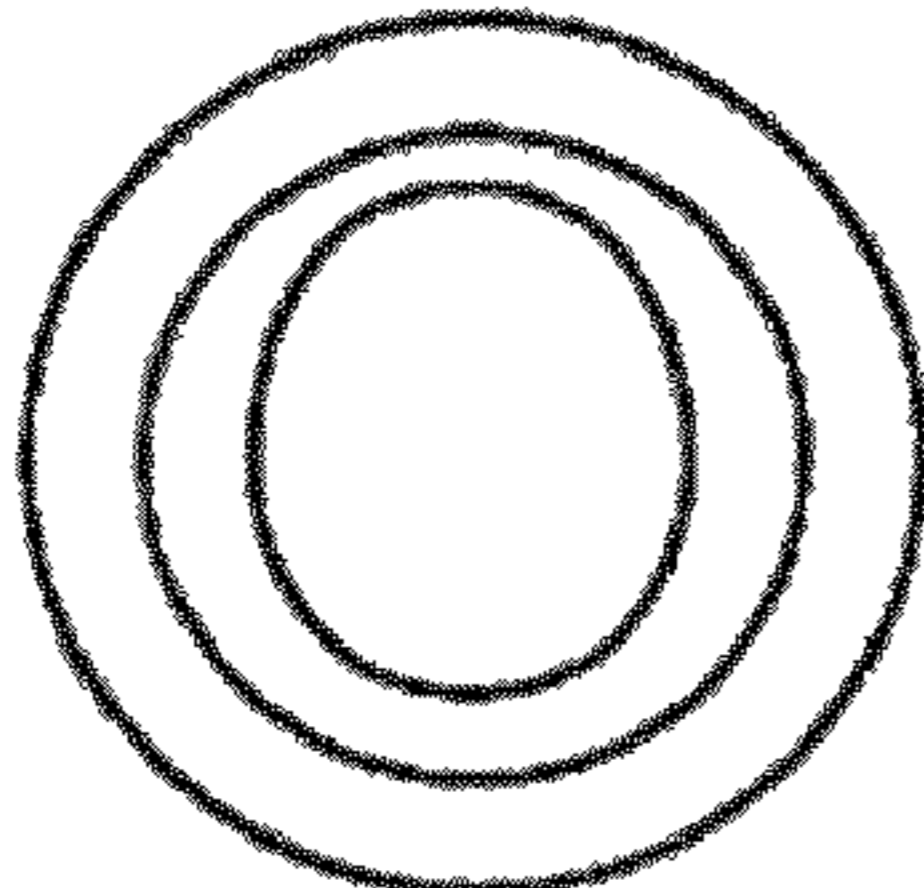


FIG. 5

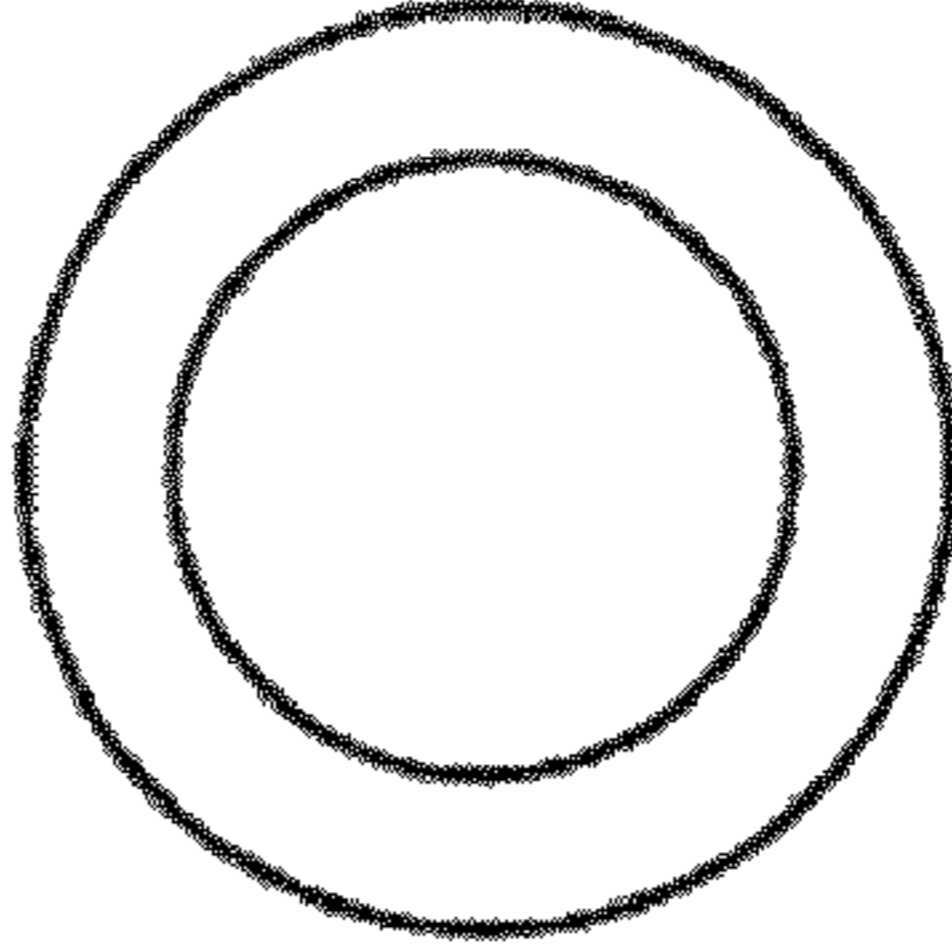


FIG. 6