



US00D666332S

(12) **United States Design Patent**
Kim et al.

(10) **Patent No.:** **US D666,332 S**

(45) **Date of Patent:** **** Aug. 28, 2012**

(54) **LED LAMP MODULE**

(75) Inventors: **Kwang Soo Kim**, Seoul (KR); **Ki Man Park**, Seoul (KR); **Bu Kwan Je**, Seoul (KR); **Young Ho Shin**, Seoul (KR)

(73) Assignee: **LG Innotek Co., Ltd.**, Seoul (KR)

(**) Term: **14 Years**

(21) Appl. No.: **29/400,161**

(22) Filed: **Aug. 24, 2011**

(30) **Foreign Application Priority Data**

Feb. 25, 2011 (KR) 30-2011-0007544

(51) **LOC (9) Cl.** **26-04**

(52) **U.S. Cl.** **D26/2**

(58) **Field of Classification Search** D26/1-4;
313/313, 315, 316, 317, 318, 493; 315/52,
315/53, 56, 57, 58

See application file for complete search history.

(56) **References Cited**

U.S. PATENT DOCUMENTS

D626,666 S * 11/2010 Yamamoto et al. D26/2

D627,493 S * 11/2010 Yamamoto et al. D26/2
D628,312 S * 11/2010 Yamamoto et al. D26/2
D628,318 S * 11/2010 Yamamoto et al. D26/2
D628,722 S * 12/2010 Yamamoto et al. D26/2

* cited by examiner

Primary Examiner — Marcus Jackson

(74) *Attorney, Agent, or Firm* — Lowe Hauptman Ham & Berner, LLP

(57) **CLAIM**

The ornamental design for a LED lamp module, as shown and described.

DESCRIPTION

FIG. 1 is a perspective view of a LED lamp module showing my/our new design;
FIG. 2 is a front elevational view thereof;
FIG. 3 is a rear elevational view thereof;
FIG. 4 is a left side elevational view thereof, the right side being a mirror image;
FIG. 5 is a top plan view thereof; and,
FIG. 6 is a bottom plan view thereof.

1 Claim, 4 Drawing Sheets

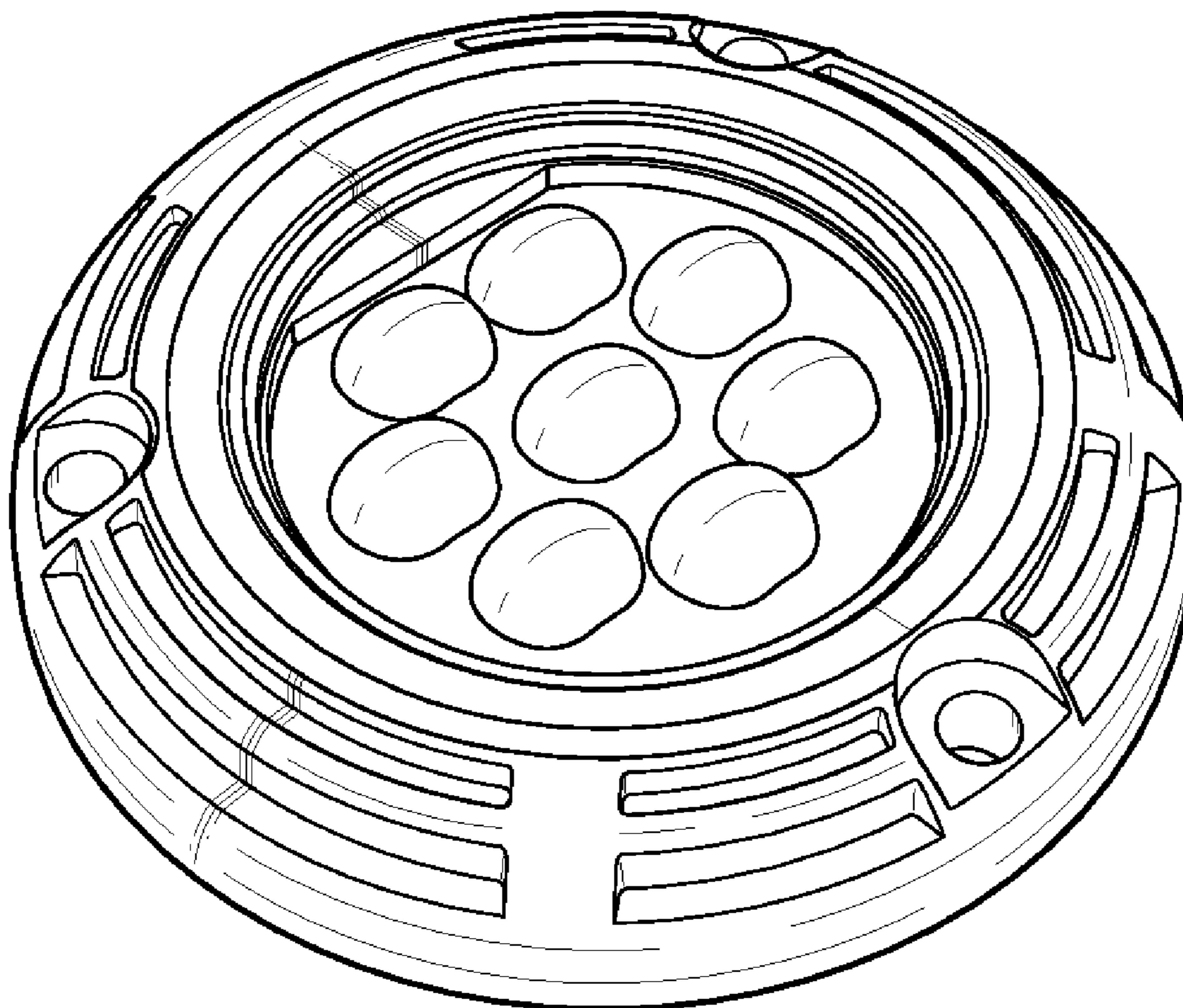


FIG. 1

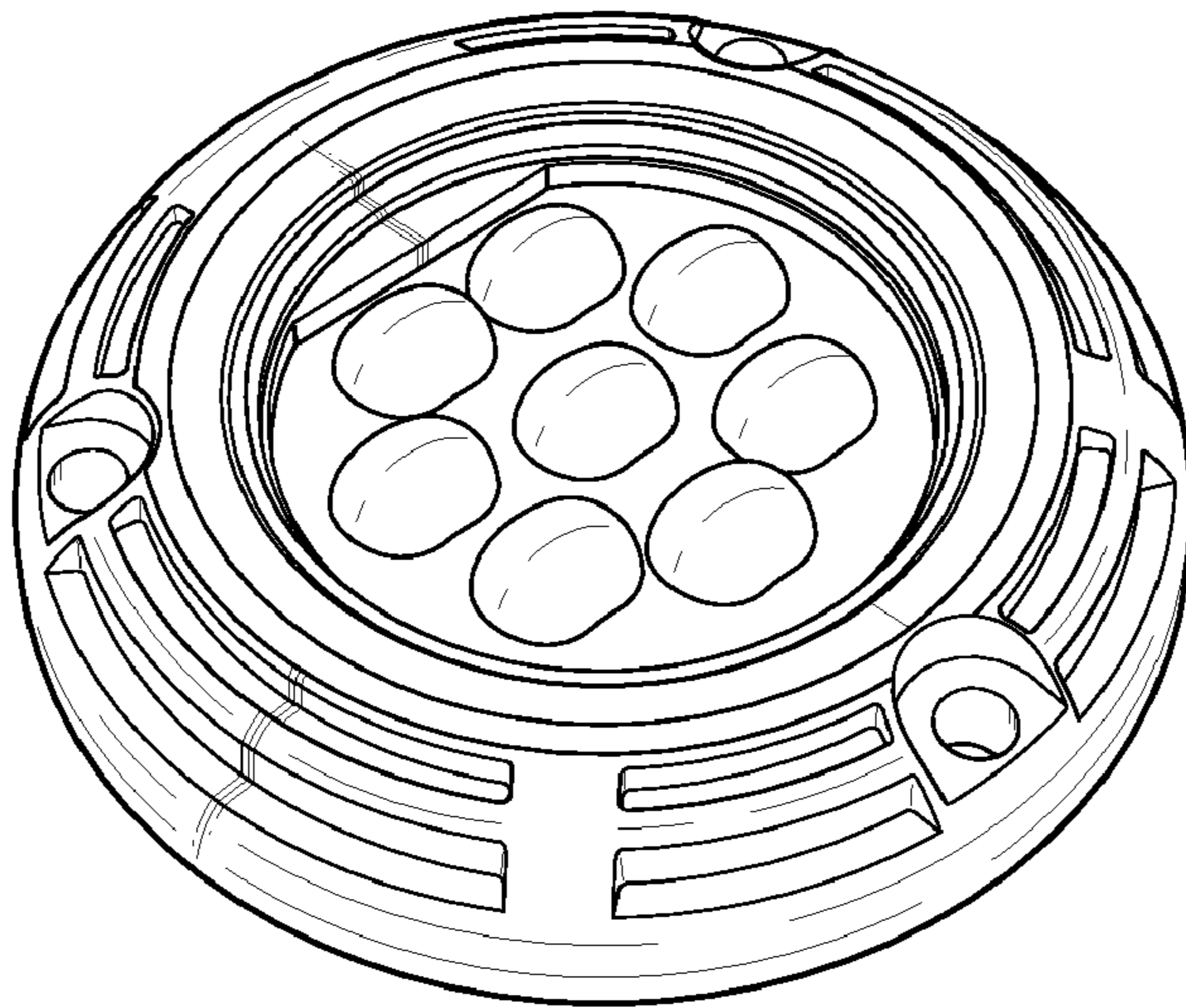


FIG. 2

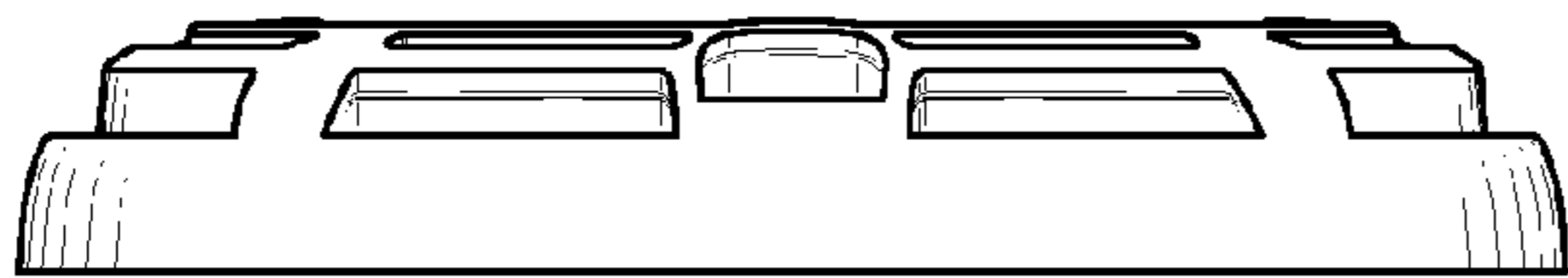


FIG. 3

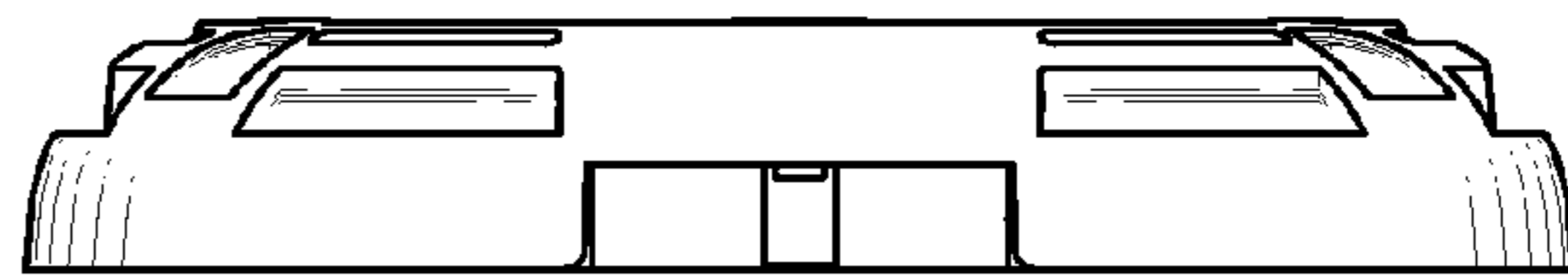


FIG. 4

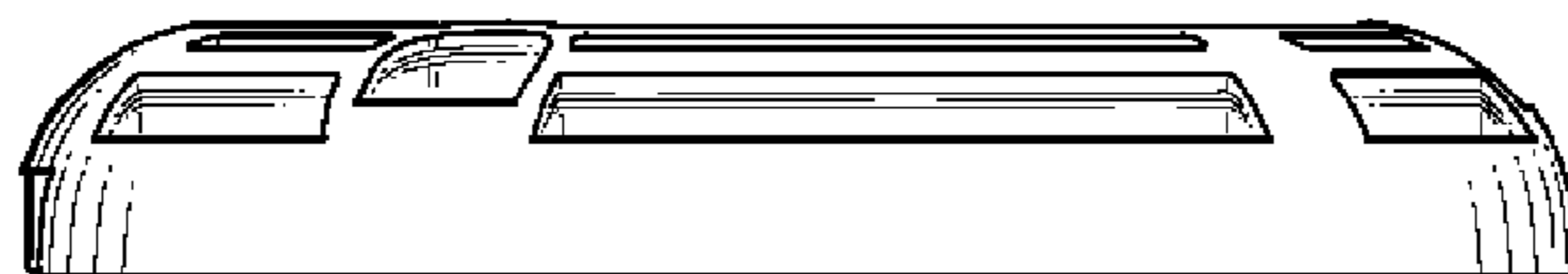


FIG. 5

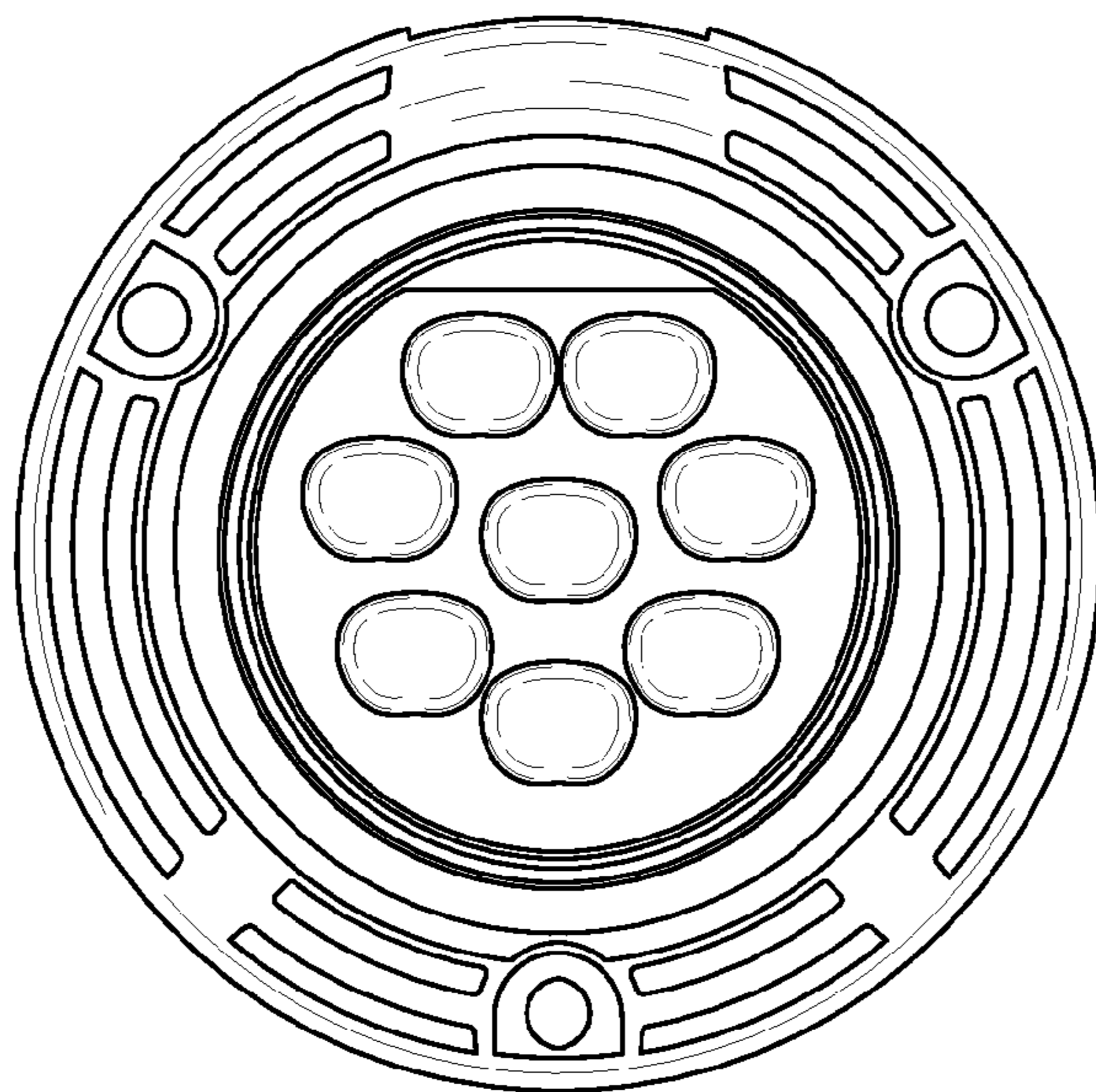


FIG. 6

