

US00D666311S

(12) **United States Design Patent**
Zhao

(10) **Patent No.:** **US D666,311 S**

(45) **Date of Patent:** **** Aug. 28, 2012**

(54) **UPPER TRANSOM OF CURTAIN WALL**

(75) Inventor: **Yu Zhao**, Shenyang (CN)

(73) Assignee: **Shenyang Yuanda Aluminium Industry Engineering Co., Ltd.**, Shenyang (CN)

(**) Term: **14 Years**

(21) Appl. No.: **29/408,750**

(22) Filed: **Dec. 16, 2011**

(30) **Foreign Application Priority Data**

Sep. 21, 2011 (CN) 2011 3 0332968

(51) **LOC (9) Cl.** **25-02**

(52) **U.S. Cl.** **D25/60; D25/124**

(58) **Field of Classification Search** 52/235, 52/204.5, 465, 459; D25/60, 124; 49/DIG. 2
See application file for complete search history.

(56) **References Cited**

U.S. PATENT DOCUMENTS

2,976,969 A * 3/1961 Gillespie 52/464
6,032,423 A * 3/2000 Takemura et al. 52/235

D450,135 S * 11/2001 Roberts et al. D25/60
6,351,915 B1 * 3/2002 Puckett 52/167.1
D473,661 S * 4/2003 Kim D25/60
D501,937 S * 2/2005 Mitrevics D25/124
D508,741 S * 8/2005 Mitrevics D25/124
6,993,873 B2 * 2/2006 Biebuyck et al. 52/235
7,891,147 B2 * 2/2011 Bruder 52/210
2004/0031220 A1 * 2/2004 Hocker et al. 52/235

* cited by examiner

Primary Examiner — Doris Clark

(57) **CLAIM**

The ornamental design for a upper transom of curtain wall, as shown and described.

DESCRIPTION

FIG. 1 is a front elevational view of a upper transom of curtain wall showing my new design, the rear is identical thereto; FIG. 2 is a left side view thereof; FIG. 3 is a right side view thereof; FIG. 4 is a top plan view thereof; and, FIG. 5 is a bottom plan view thereof.
The length of the upper transom of curtain wall is not claimed.

1 Claim, 2 Drawing Sheets






FIG. 1

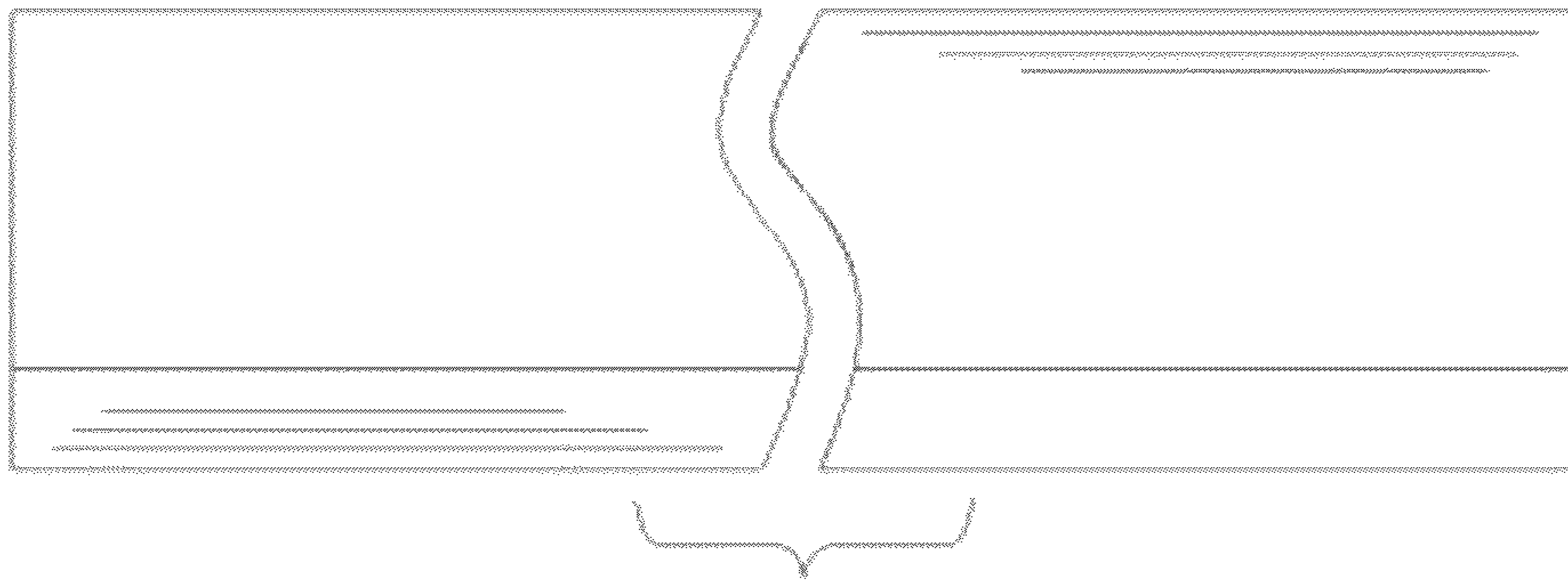


FIG. 2

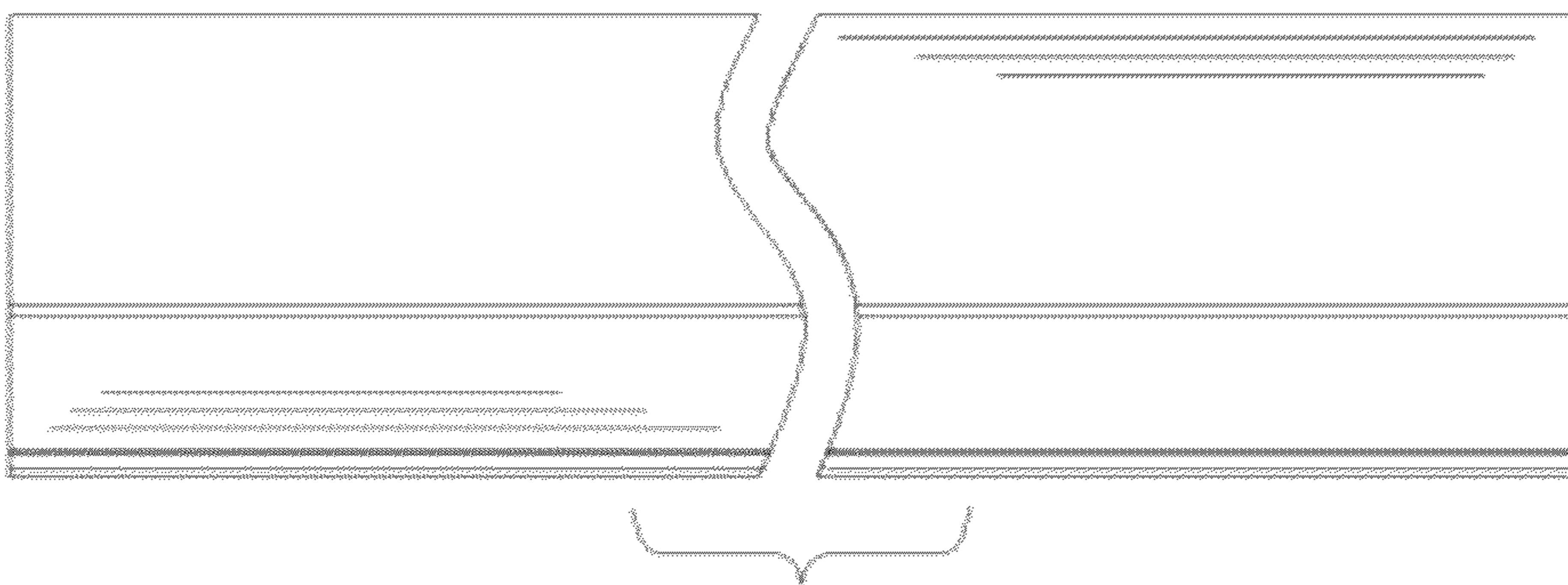


FIG. 3

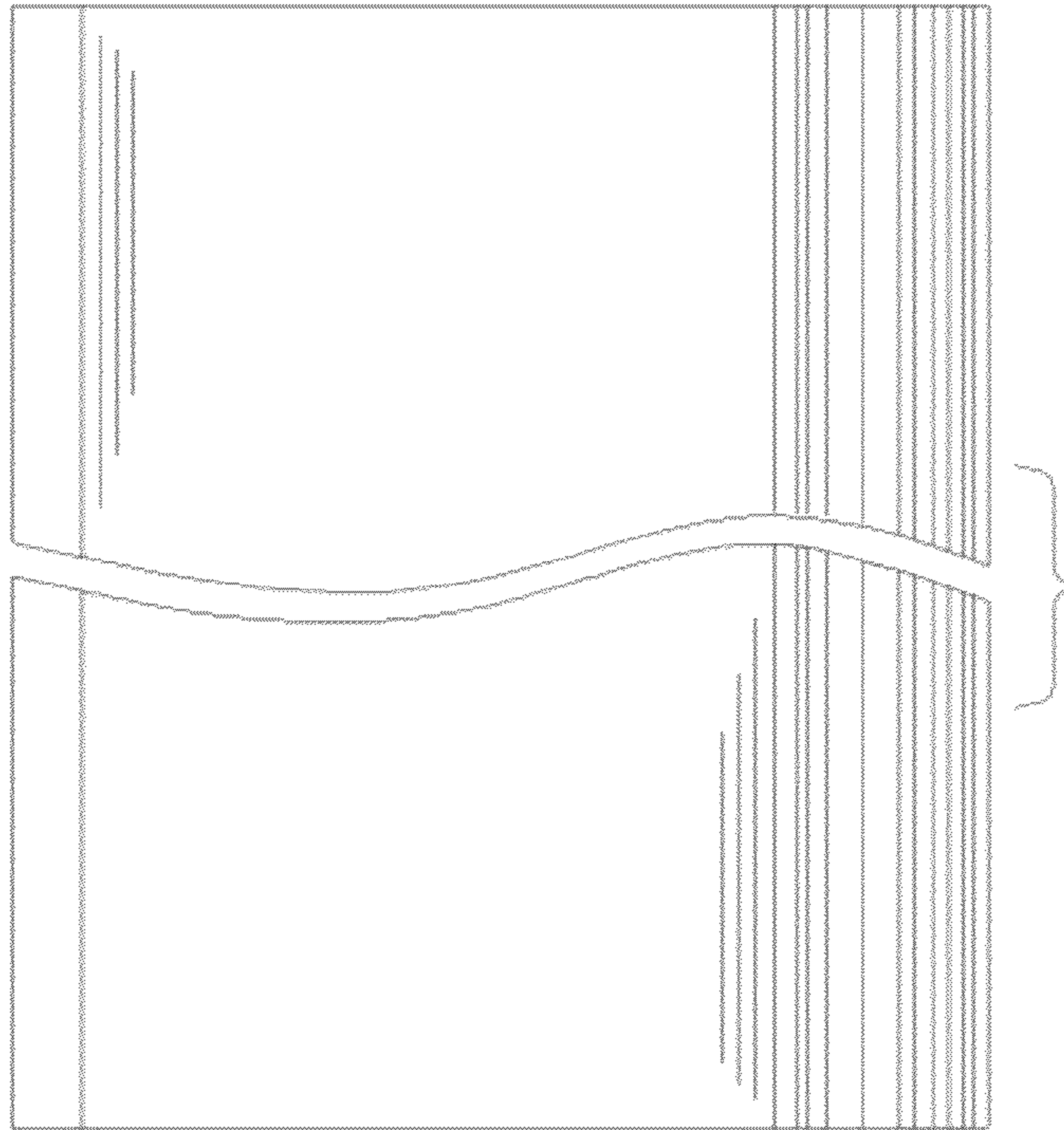


FIG. 4

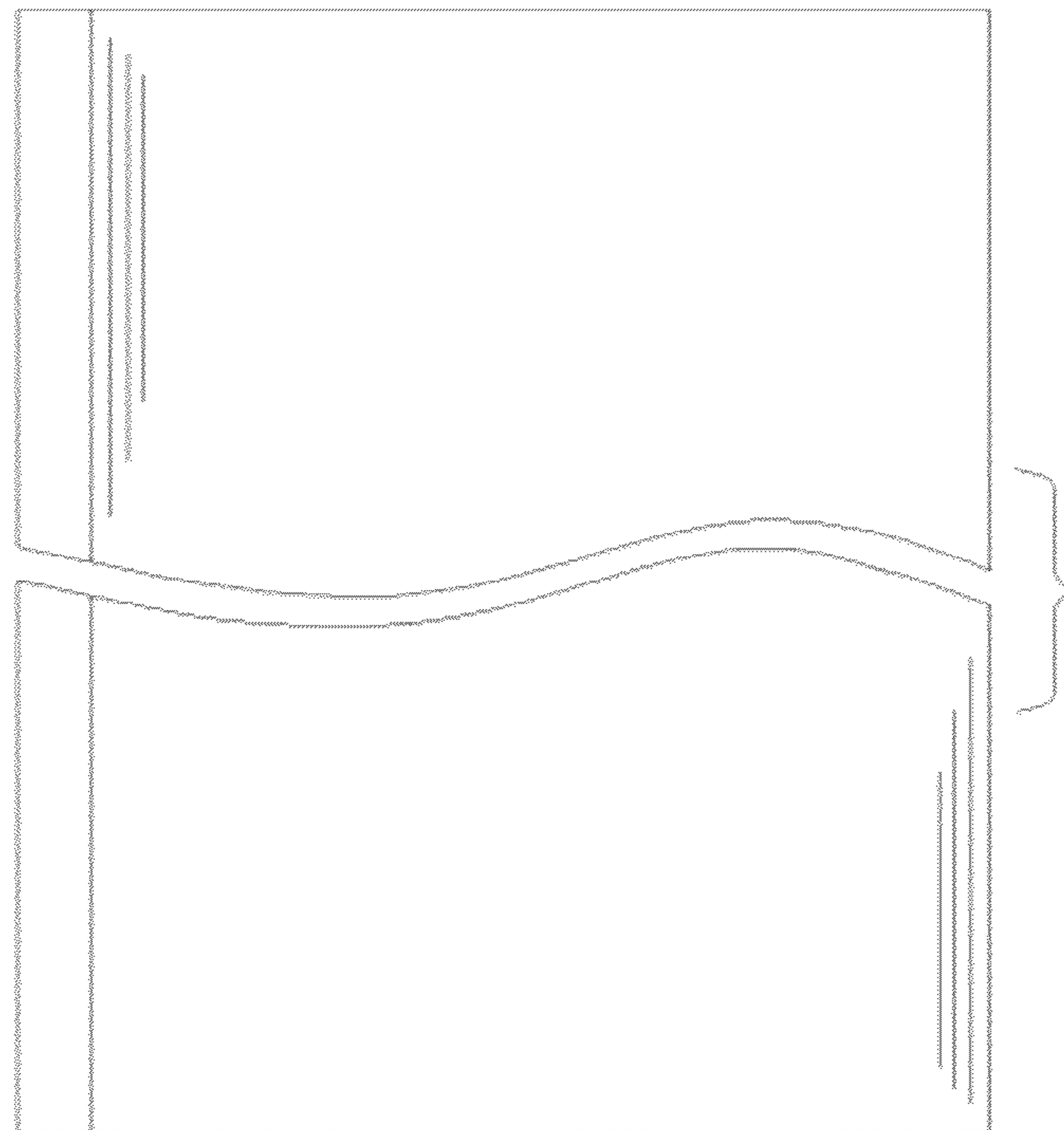


FIG. 5