

US00D666308S

(12) **United States Design Patent**  
**Sanchez**

(10) **Patent No.:** **US D666,308 S**

(45) **Date of Patent:** **\*\* Aug. 28, 2012**

(54) **GARAGE DOOR SCREEN**

(76) Inventor: **James Sanchez**, Livermore, CA (US)

(\*\*) Term: **14 Years**

(21) Appl. No.: **29/388,823**

(22) Filed: **Apr. 1, 2011**

(51) **LOC (9) Cl.** ..... **25-02**

(52) **U.S. Cl.** ..... **D25/48.8**

(58) **Field of Classification Search** ..... D25/48.8;  
160/219, 113, 98, 371, DIG. 8  
See application file for complete search history.

(56) **References Cited**

**U.S. PATENT DOCUMENTS**

D334,067 S	3/1993	Helka	
D338,966 S	8/1993	Pinard	
D341,429 S	11/1993	Welch	
D357,071 S	4/1995	Jennings et al.	
D365,155 S *	12/1995	McLean et al.	..... D25/48.8
D374,487 S	10/1996	Lacherza	
5,611,382 A	3/1997	Sferra	
5,860,465 A	1/1999	Eastridge et al.	
5,904,199 A	5/1999	Messner	
D426,315 S	6/2000	Dillard	
6,092,580 A *	7/2000	Lucas	..... 160/113
2003/0070769 A1 *	4/2003	Lampers	..... 160/113
2009/0084507 A1 *	4/2009	Tescher	..... 160/44

\* cited by examiner

*Primary Examiner* — Doris Clark

(74) *Attorney, Agent, or Firm* — QuickPatents, Inc.; Kevin Prince

(57) **CLAIM**

The ornamental design for a garage door screen, as shown and described.

**DESCRIPTION**

FIG. 1 is a perspective view of a garage door screen, showing a first embodiment of the new design in a deployed configuration;

FIG. 2 is an enlarged perspective view thereof;

FIG. 3 is a top plan view thereof, illustrated in a flat configuration;

FIG. 4 is a bottom plan view of FIG. 3;

FIG. 5 is a front elevational view of FIG. 3;

FIG. 6 is a rear elevational view of FIG. 3;

FIG. 7 is a left-side elevational view of FIG. 3;

FIG. 8 is a right-side elevational view of FIG. 3;

FIG. 9 is a perspective view of a second embodiment of the new design in a deployed configuration;

FIG. 10 is an enlarged perspective view thereof;

FIG. 11 is a front elevational view thereof, illustrated in a flat configuration;

FIG. 12 is a rear elevational view of FIG. 11;

FIG. 13 is a top plan view of FIG. 11;

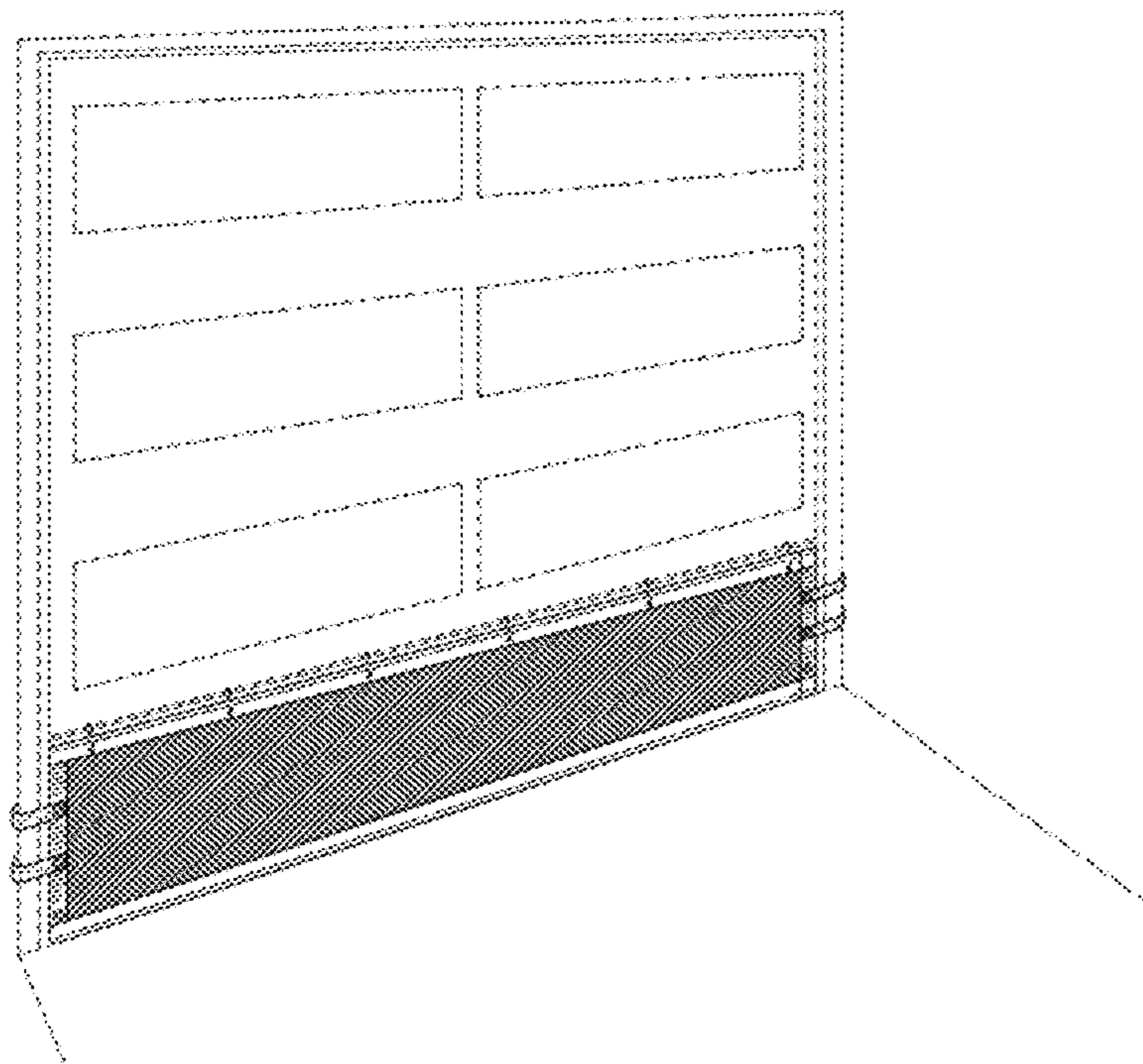
FIG. 14 is a bottom plan view of FIG. 11;

FIG. 15 is a left-side elevational view of FIG. 11; and,

FIG. 16 is a right-side elevational view of FIG. 11.

The broken lines showing a garage door and frame in FIGS. 1 and 9 depict environmental matter while the invention is in use, and form no part of the claimed design.

**1 Claim, 8 Drawing Sheets**



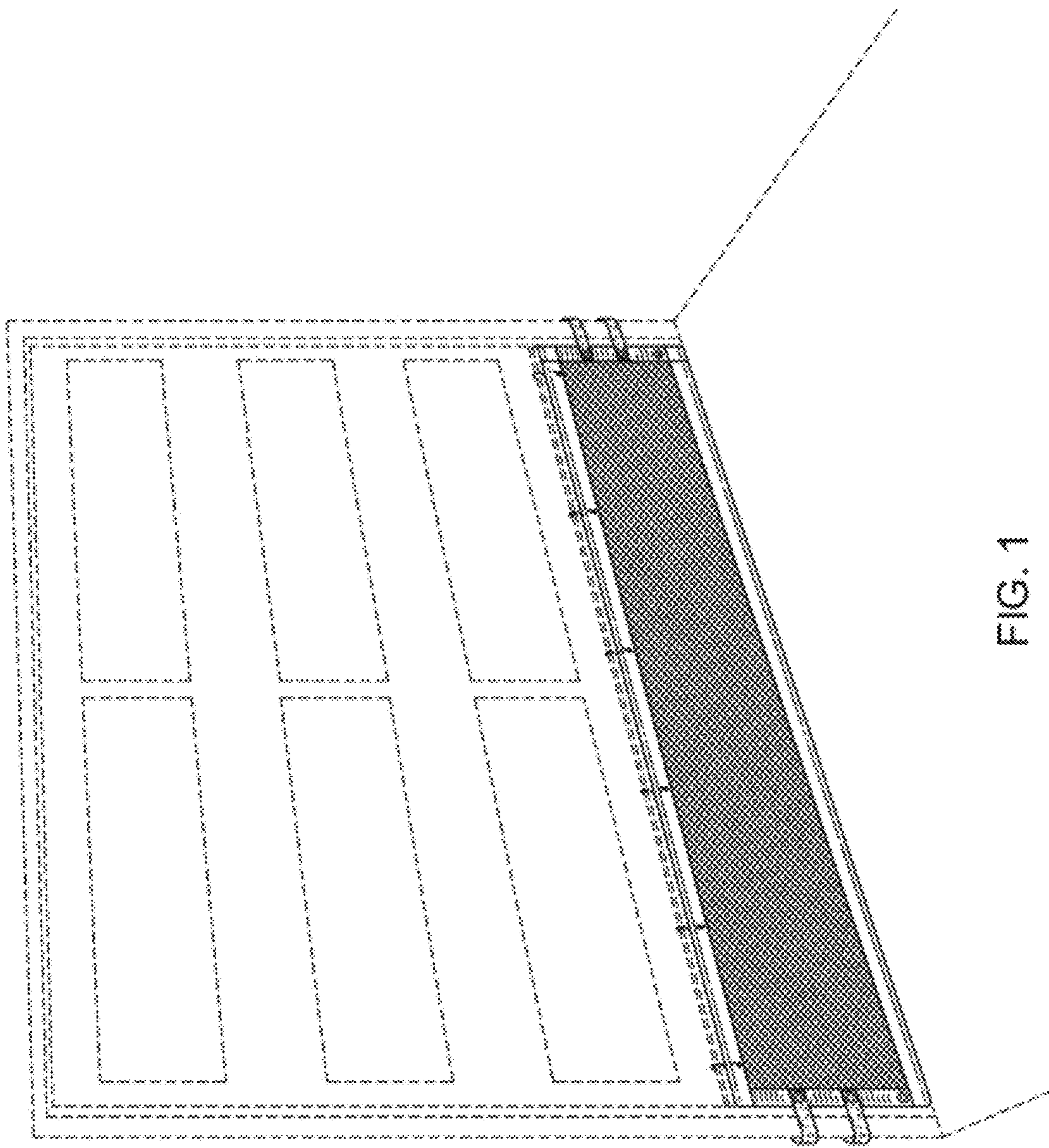


FIG. 1




FIG. 2




FIG. 3



FIG. 4

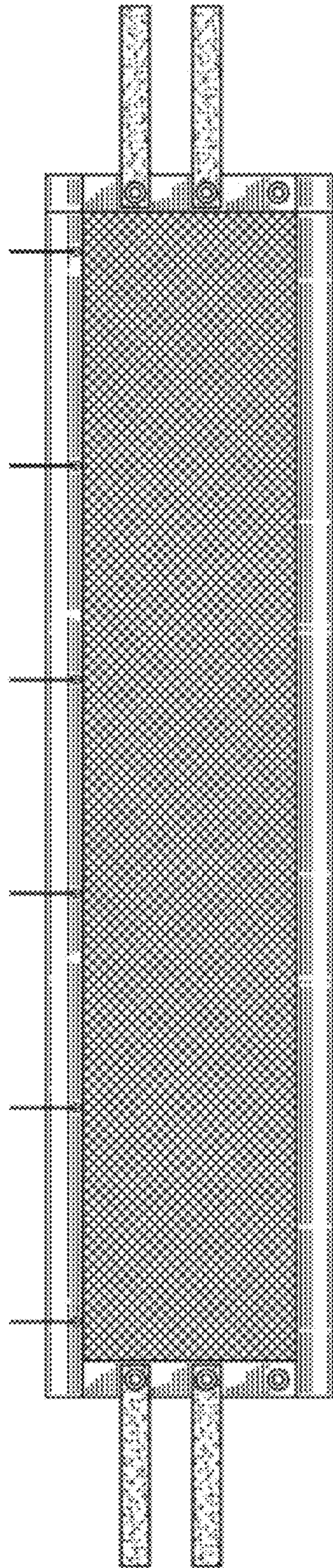


FIG. 5

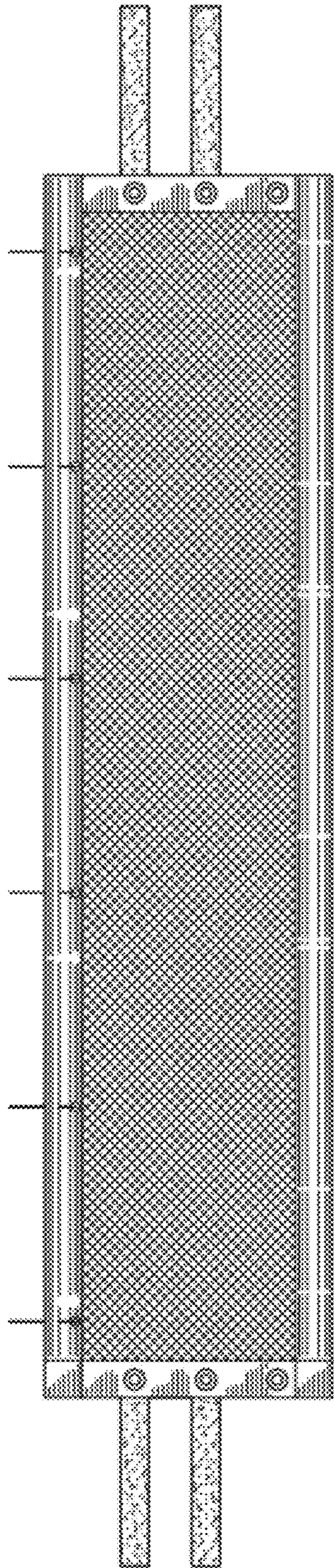


FIG. 6



FIG. 7



FIG. 8

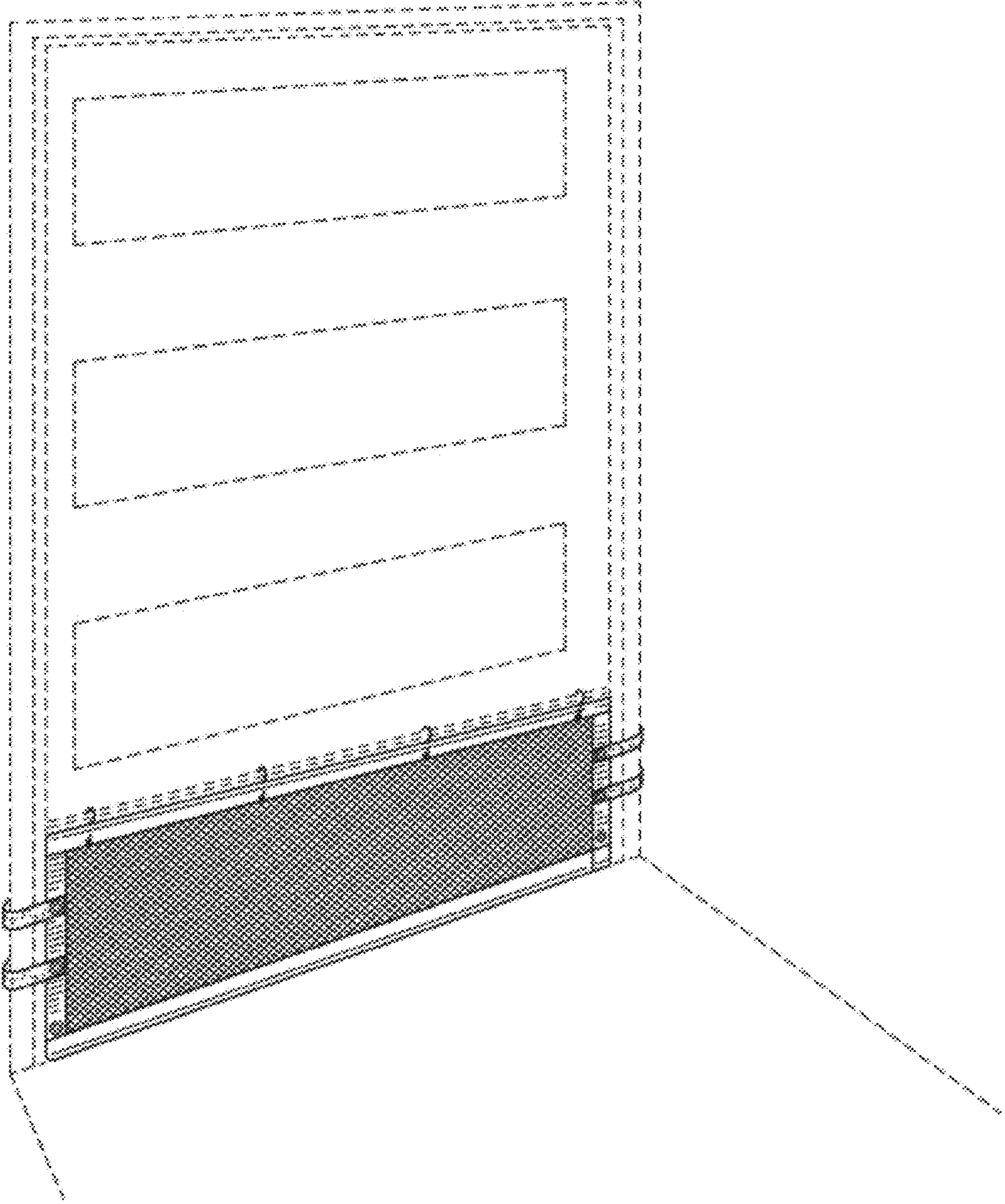


FIG. 9

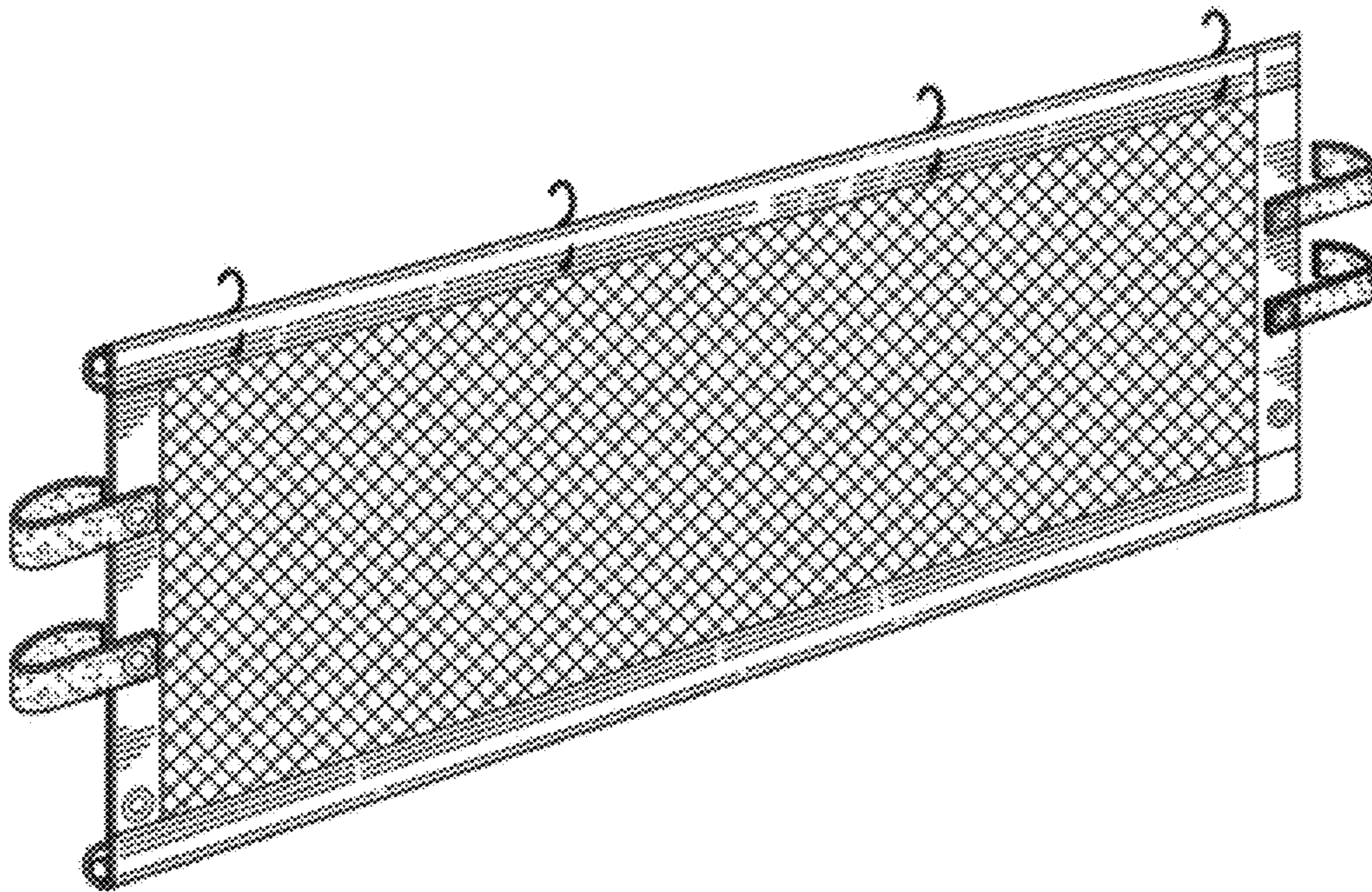


FIG. 10

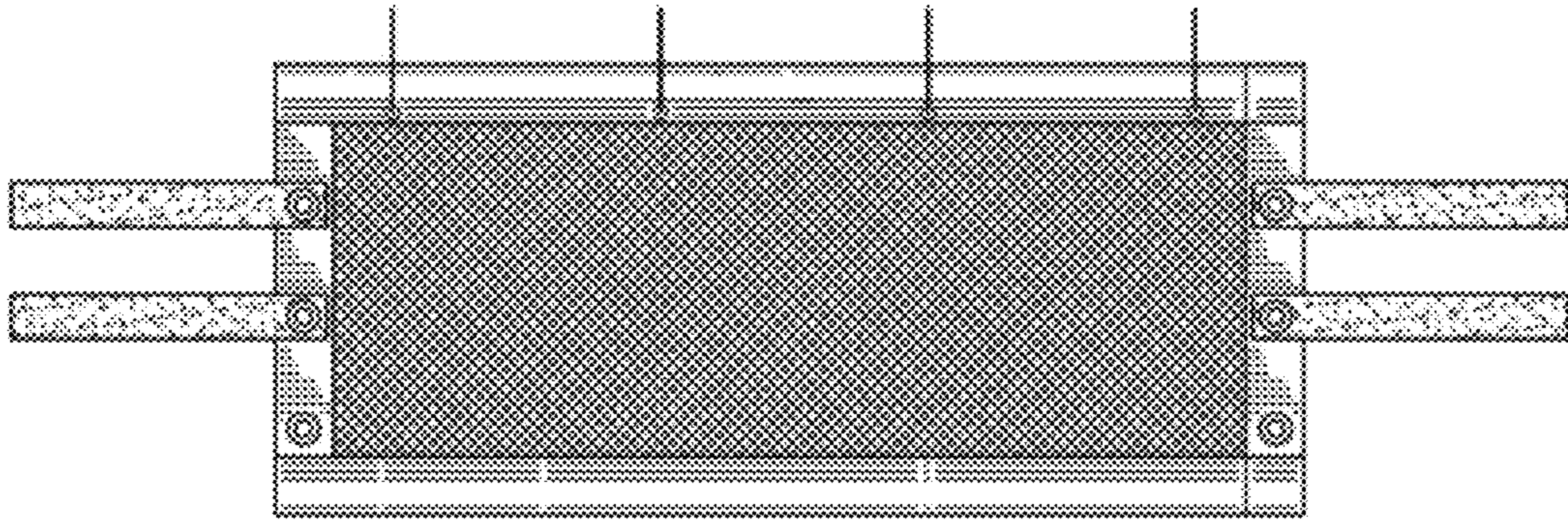


FIG. 11

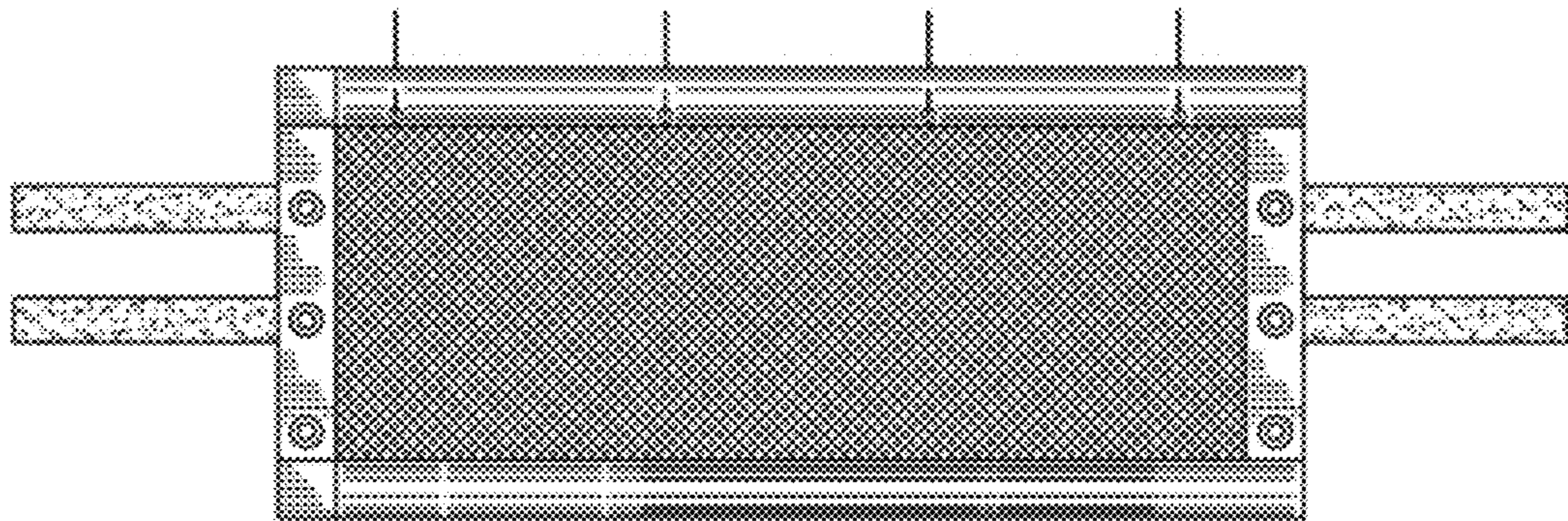


FIG. 12





FIG. 13



FIG. 14




FIG. 15




FIG. 16