



US00D666267S

(12) **United States Design Patent**
Caul

(10) **Patent No.:** **US D666,267 S**

(45) **Date of Patent:** **** Aug. 28, 2012**

(54) **PLAY TENT**

(76) **Inventor:** **Jeffrey Caul, St. Clair Shores, MI (US)**

(**) **Term:** **14 Years**

(21) **Appl. No.:** **29/403,432**

(22) **Filed:** **Oct. 6, 2011**

(51) **LOC (9) Cl.** **21-04**

(52) **U.S. Cl.** **D21/837**

(58) **Field of Classification Search** D21/834,
D21/836, 837, 838; D6/610; D25/56; 135/82,
135/86, 87, 90, 99, 115, 117, 143; 446/476,
446/478

See application file for complete search history.

(56) **References Cited**

U.S. PATENT DOCUMENTS

D240,419	S	*	7/1976	Cooke	D25/56
4,072,158	A	*	2/1978	O'Brien et al.	135/116
5,099,866	A	*	3/1992	Solis et al.	135/154
D372,066	S	*	7/1996	Dalland	D21/837
D383,187	S	*	9/1997	Dalland	D21/837
D413,038	S	*	8/1999	Trimarchi	D6/610
D481,887	S	*	11/2003	Ellwanger	D6/610
D515,746	S	*	2/2006	Sequino	D6/610
D532,561	S	*	11/2006	La Luzerne	D6/610
D562,425	S	*	2/2008	Dalland et al.	D21/837

OTHER PUBLICATIONS

Instructables.com, "Super Cool Chair Tent", Sep. 13, 2009, Retrieved online May 6, 2012 <URL: <http://www.instructables.com/id/Super-Cool-Chair-Tent/>>.*

Instructables.com, "Simple Table Tent", Aug. 28, 2009, Retrieved online May 6, 2012 <URL: <http://www.instructables.com/id/Simple-table-tent/>>.*

* cited by examiner

Primary Examiner — Cynthia M Chin

(74) *Attorney, Agent, or Firm* — Dobrusin & Thennisch PC

(57) **CLAIM**

The ornamental design for a play tent, as shown and described.

DESCRIPTION

FIG. 1 is a perspective view of the present invention.

FIG. 2 is a side view thereof;

FIG. 3 is the opposite side view and mirror image of FIG. 2;

FIG. 4 is a front view thereof;


FIG. 5 is a rear view thereof;

FIG. 6 is a top view thereof; and,

FIG. 7 is a bottom view thereof.

The broken lines in FIG. 1 are for showing the environment in which the article resides and form no part of the claimed design.

1 Claim, 4 Drawing Sheets






Fig - 1

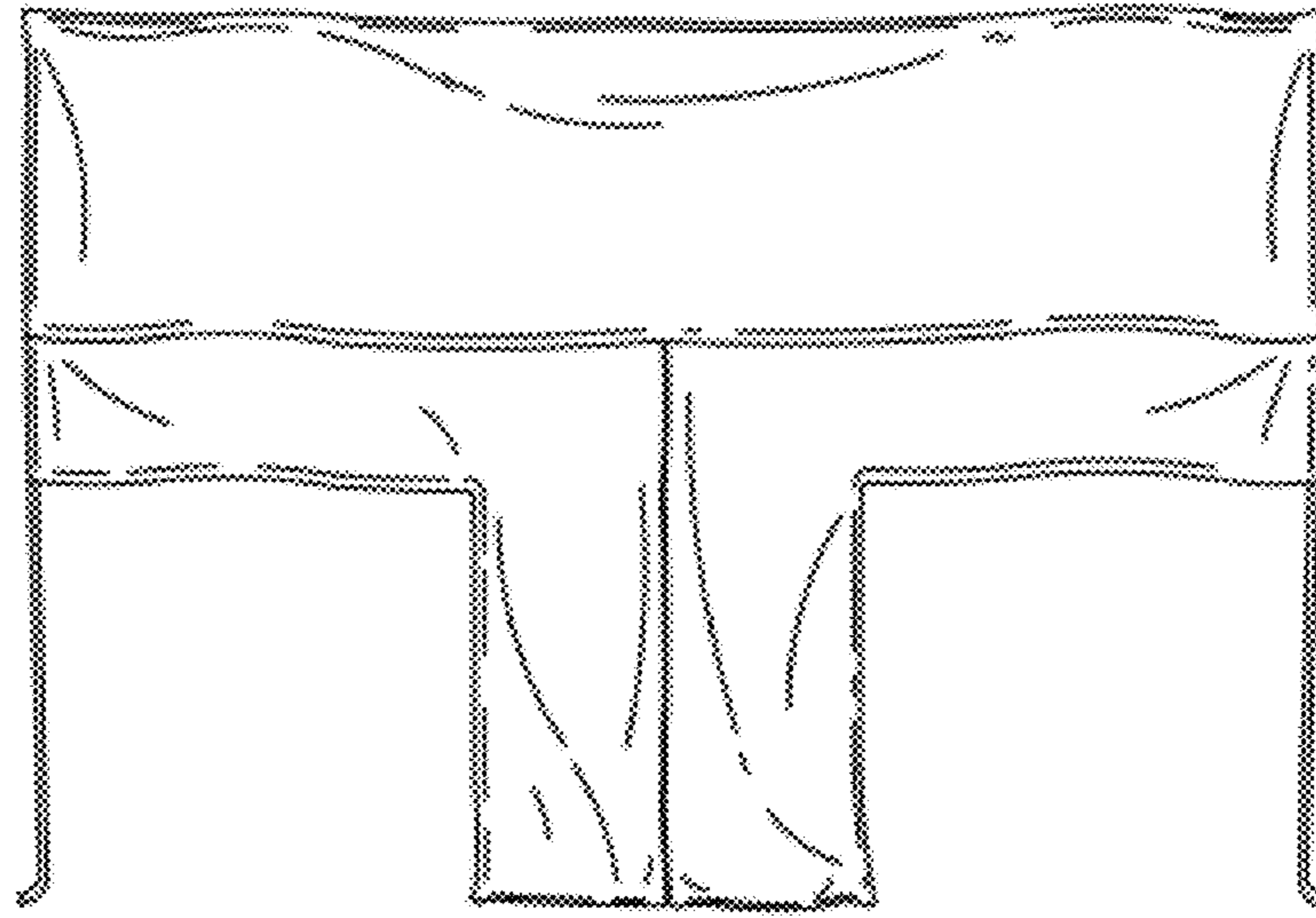


Fig - 2

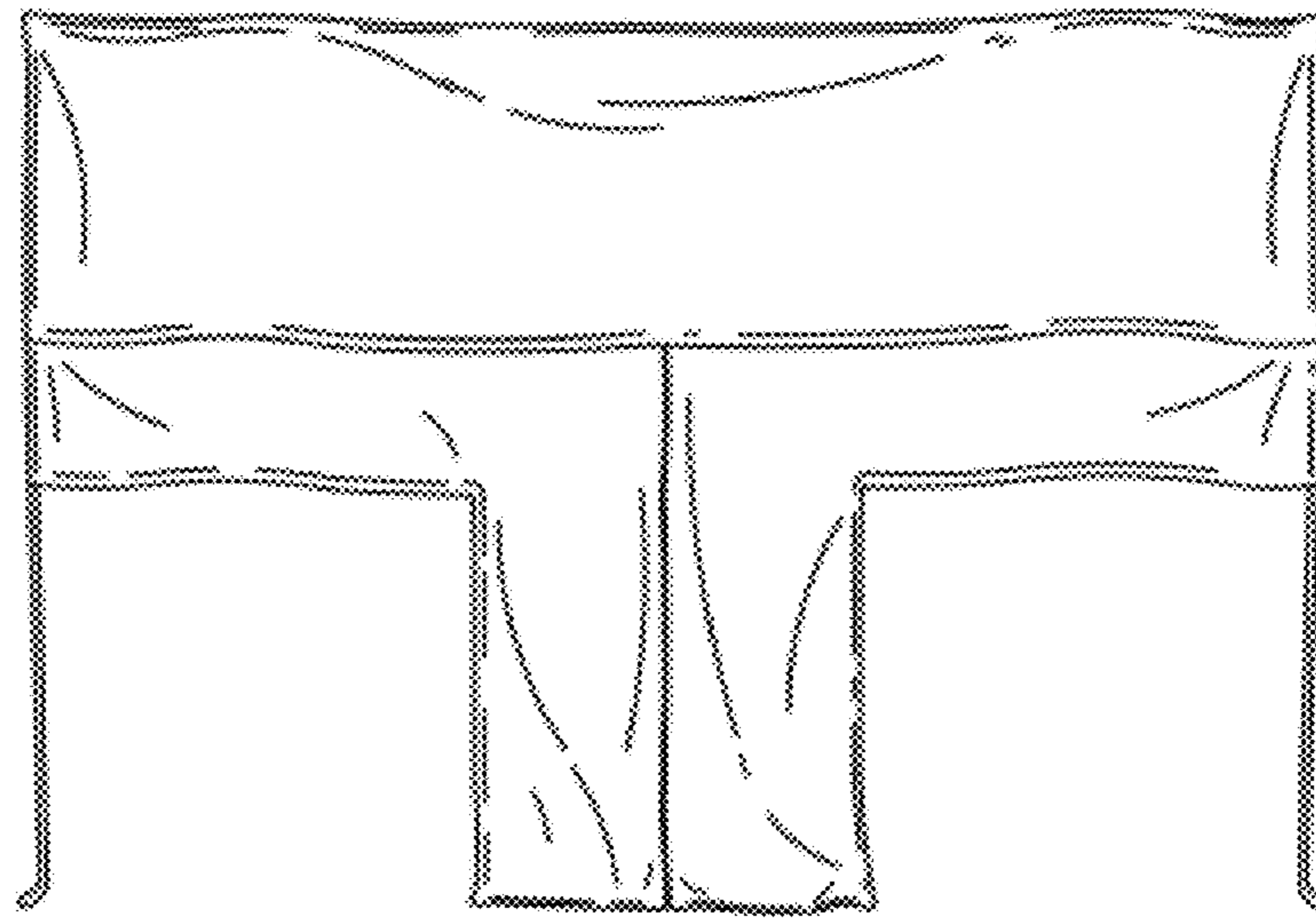


Fig - 3

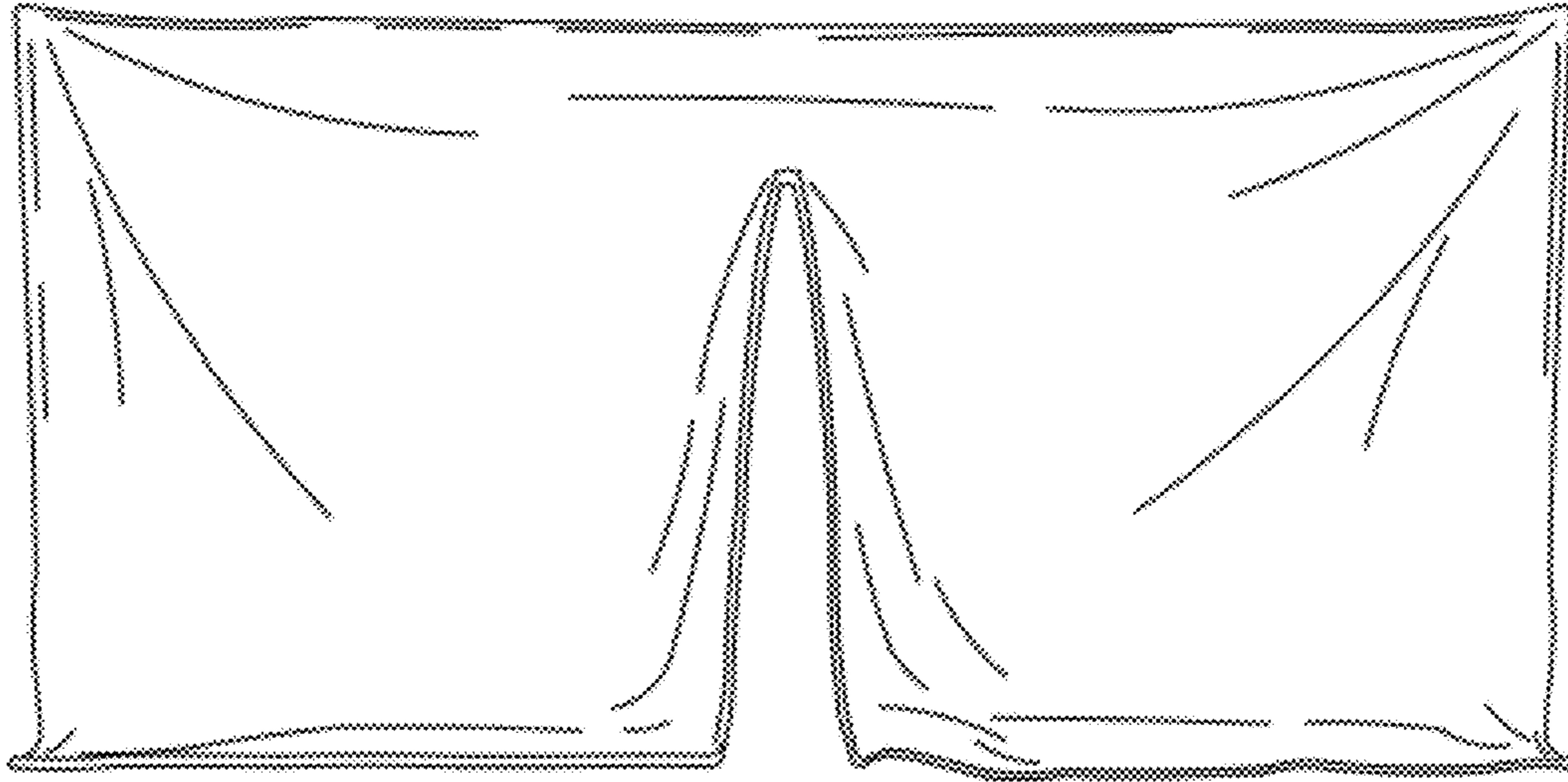


Fig - 4

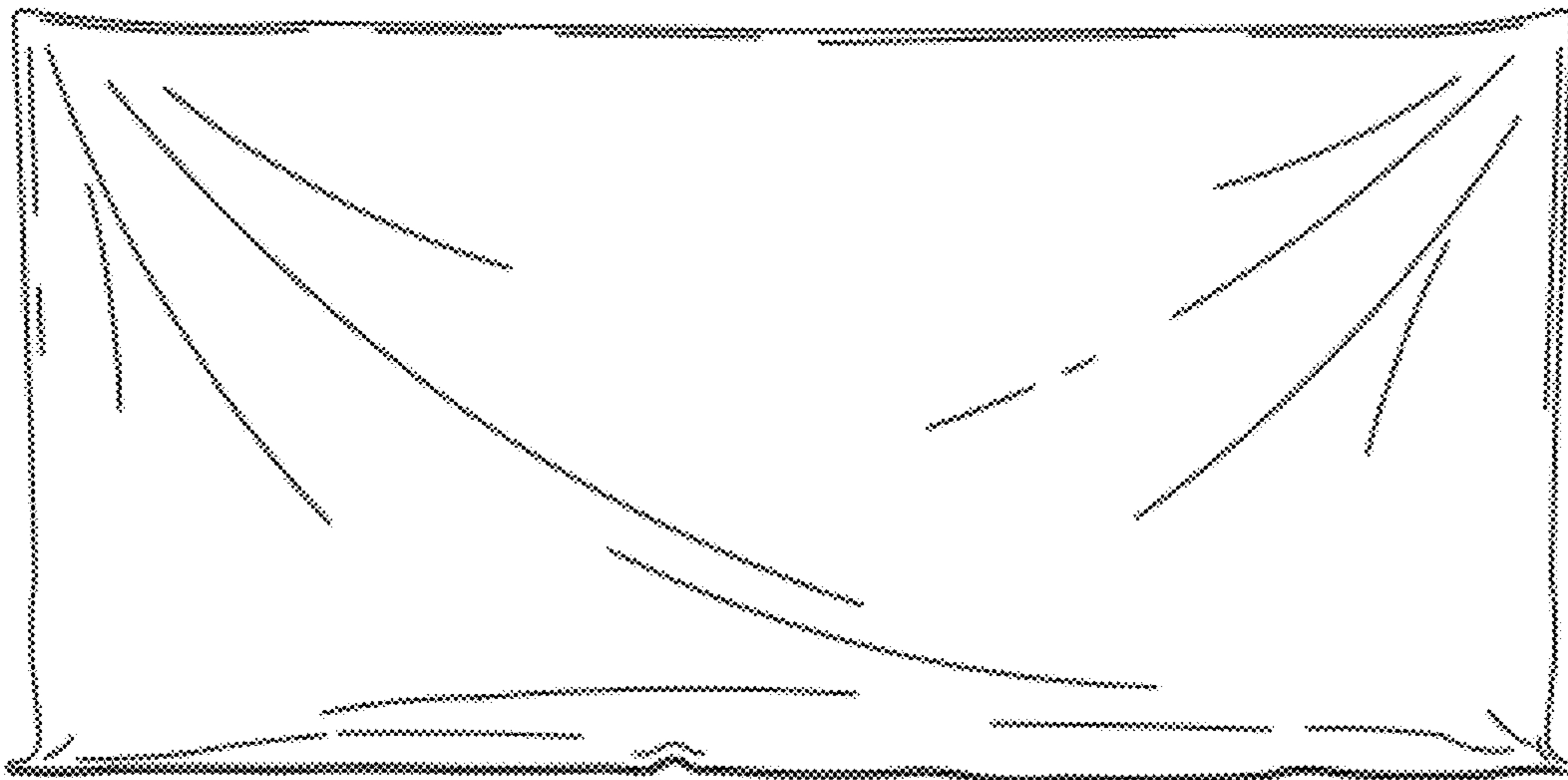


Fig - 5

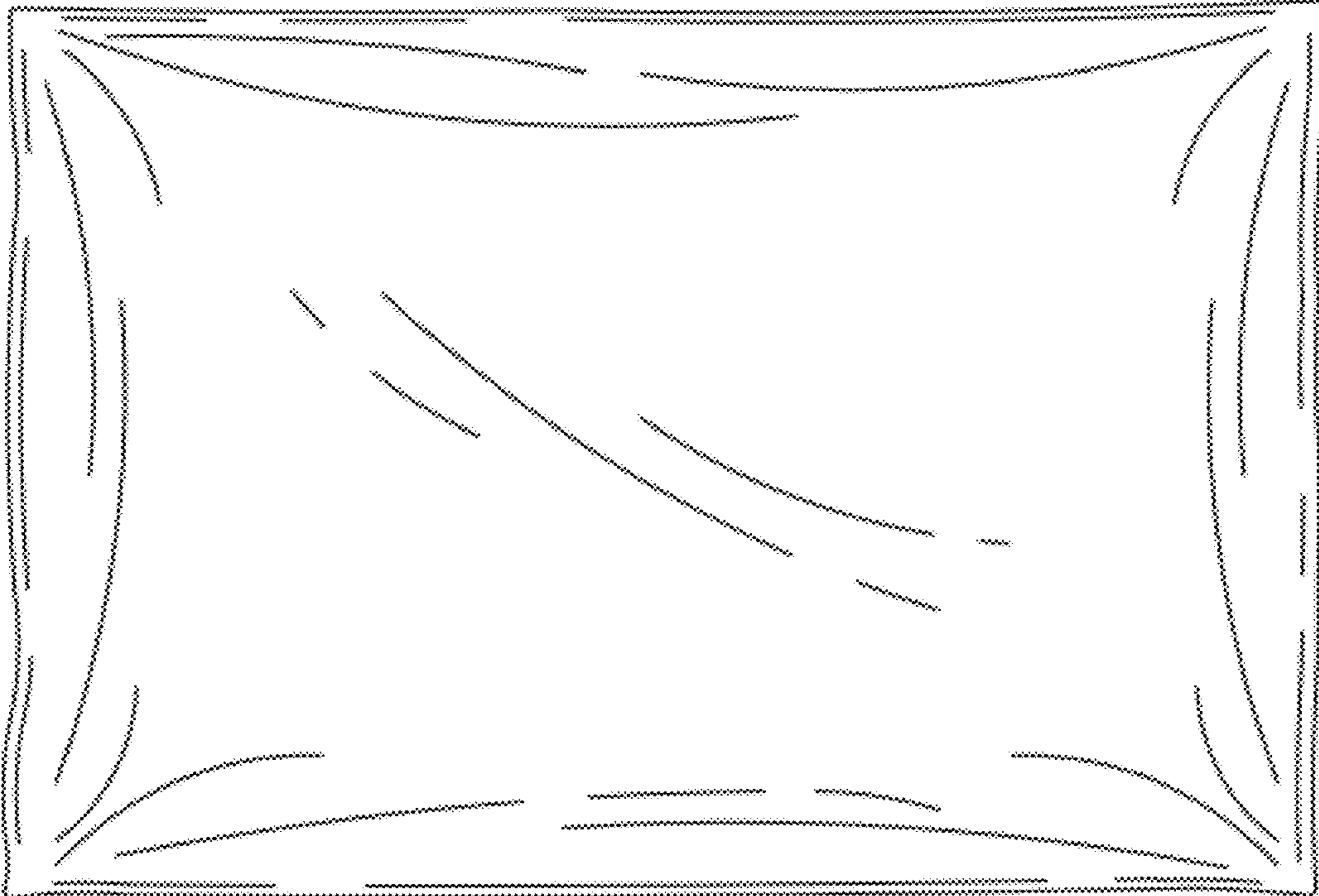


Fig - 6




Fig - 7