

US00D666238S

(12) **United States Design Patent**
Sorribes

(10) **Patent No.:** **US D666,238 S**

(45) **Date of Patent:** **** Aug. 28, 2012**

(54) **MUSICAL STAVE READER**

(76) Inventor: **Nelo Sorribes**, Valencia (ES)

(**) Term: **14 Years**

(21) Appl. No.: **29/395,569**

(22) Filed: **Feb. 21, 2012**

(51) **LOC (9) Cl.** **17-99**

(52) **U.S. Cl.** **D17/99**

(58) **Field of Classification Search** D17/99,
D17/24, 22; 84/600, 601, 609, 94.1-95.2,
84/461, 462, 470 R; D21/405; 446/408,
446/418; D14/496, 178

See application file for complete search history.

(56) **References Cited**

U.S. PATENT DOCUMENTS

1,768,706	A *	7/1930	Miller	84/471 R
1,833,204	A *	11/1931	Buxton	84/472
D380,752	S *	7/1997	Hanson	D14/144
D417,219	S *	11/1999	Barrette et al.	D14/218
D433,403	S *	11/2000	Backs et al.	D14/218

D504,885	S *	5/2005	Zhang et al.	D14/218
D520,987	S *	5/2006	Tyson	D14/218
D522,495	S *	6/2006	Papoula et al.	D14/218
7,579,541	B2 *	8/2009	Guldi	84/470 R
7,728,209	B1 *	6/2010	Arnold	84/29
D637,620	S *	5/2011	de Vilmorin et al.	D14/496
2011/0011240	A1 *	1/2011	Sorribes Arambul	84/478

* cited by examiner

Primary Examiner — Rashida Johnson

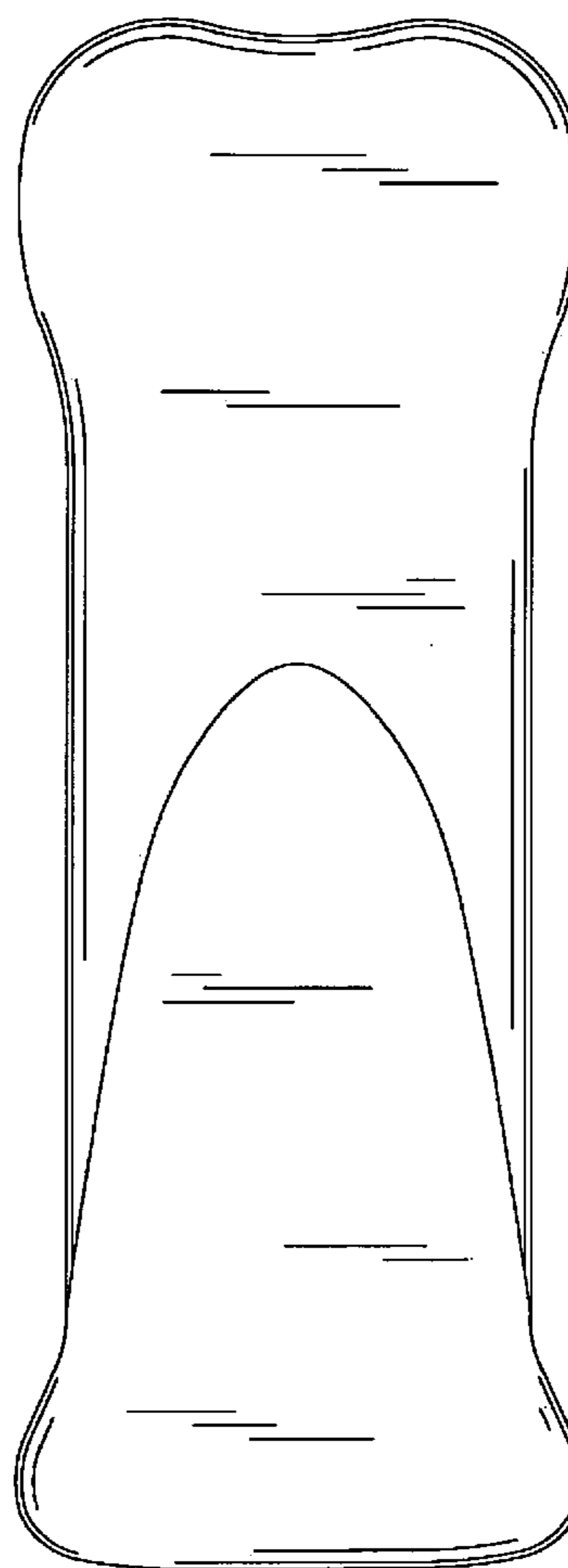
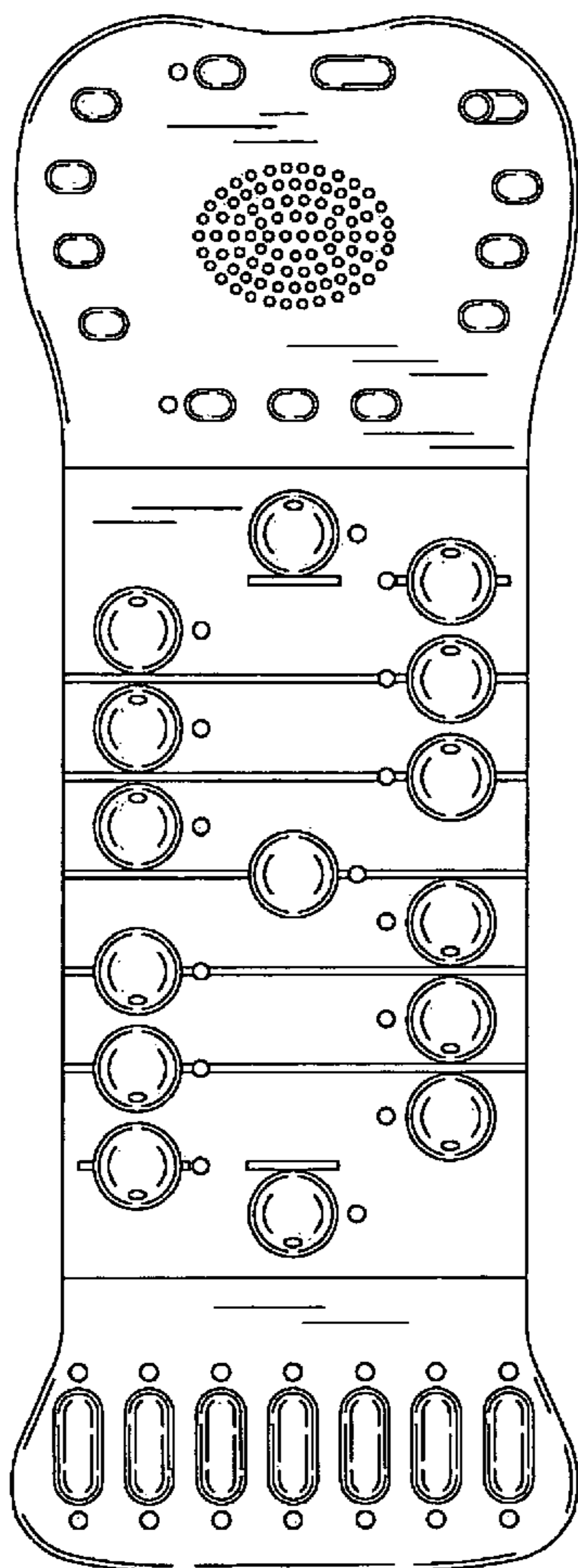
(57) **CLAIM**

The ornamental design for a musical stave reader, as shown and described.

DESCRIPTION

FIG. 1 is a front elevational view of a musical stave reader showing my new design; FIG. 2 is a rear elevational view thereof; FIG. 3 is a top plan view thereof; FIG. 4 is a left side elevational view thereof; FIG. 5 is a bottom plan view thereof; and, FIG. 6 is a right side elevational view thereof.

1 Claim, 2 Drawing Sheets



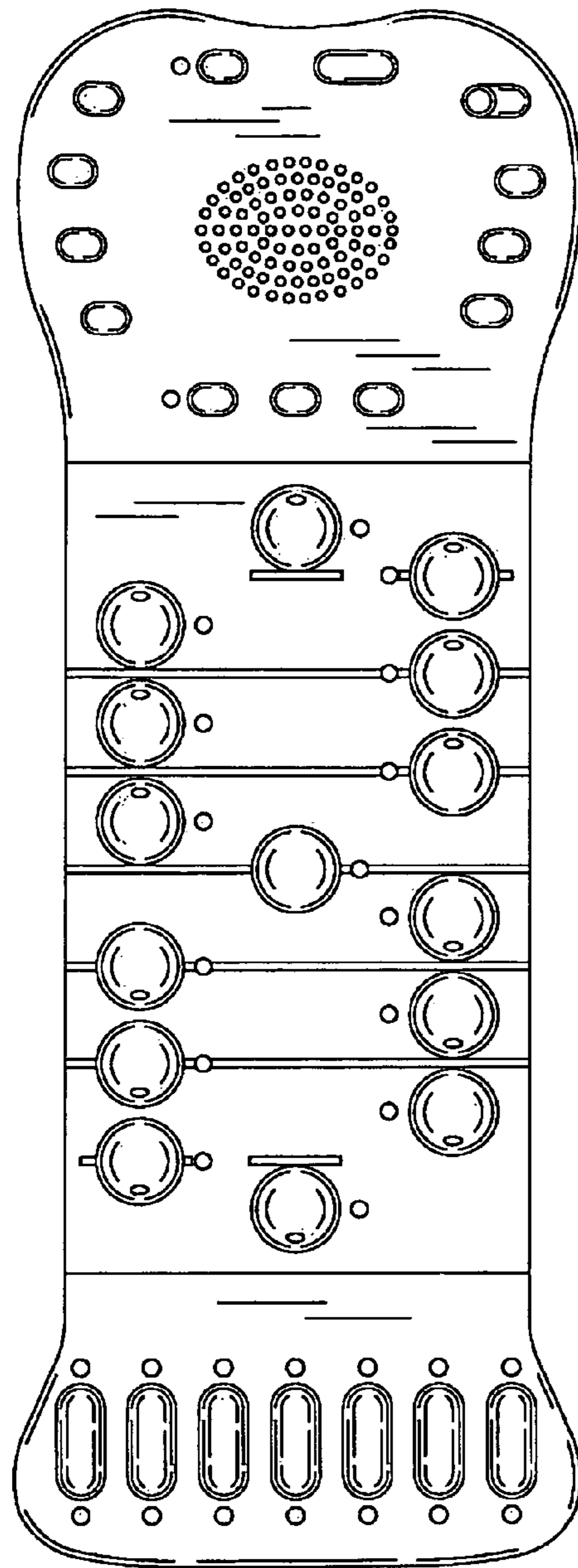


FIG. 1

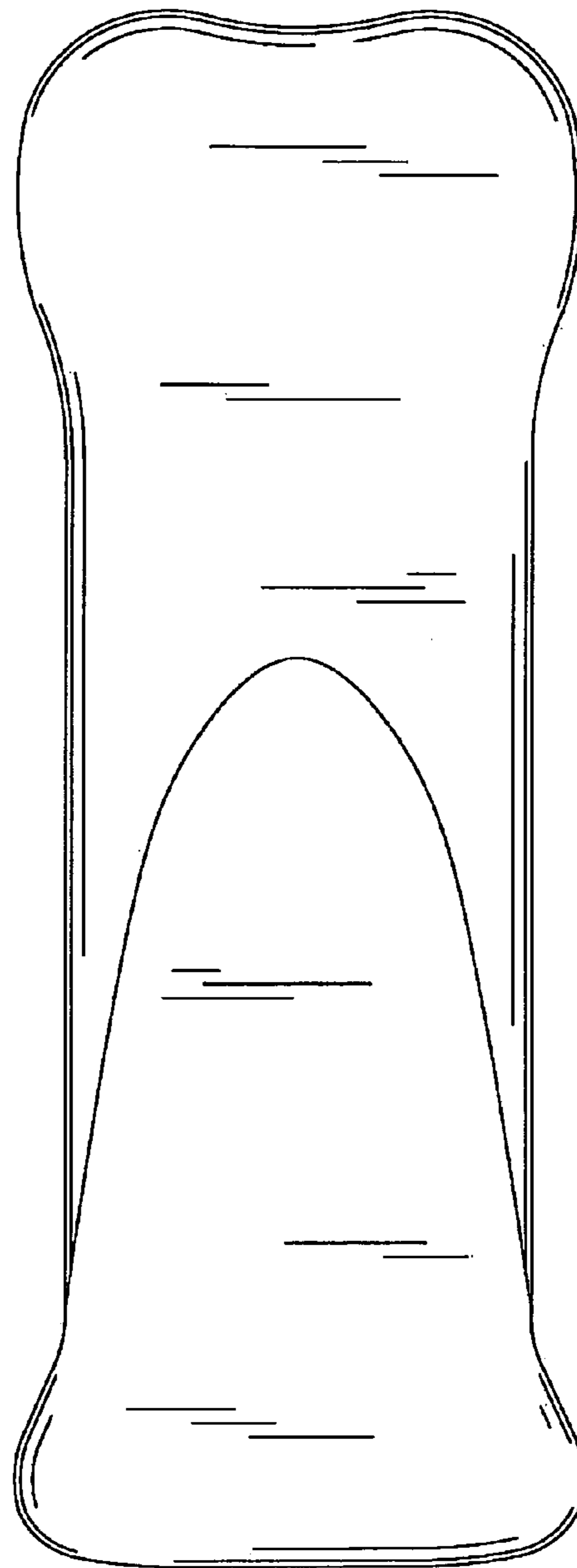


FIG. 2

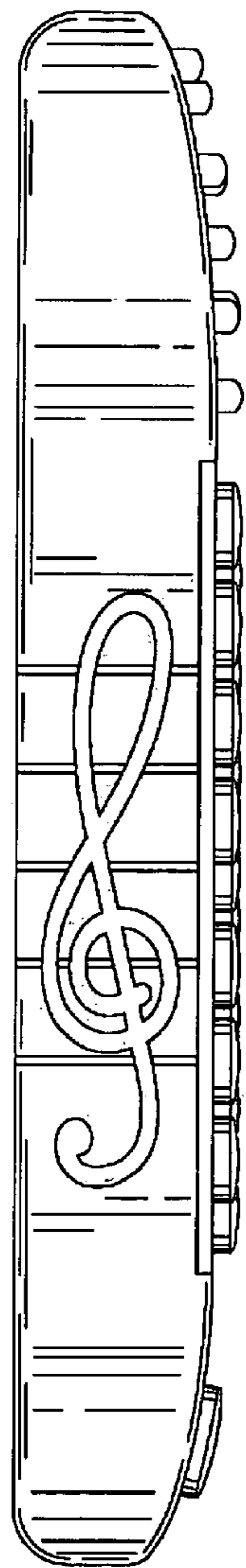


FIG. 4




FIG. 3




FIG. 6




FIG. 5