



US00D666198S

(12) **United States Design Patent**
Van Den Nieuwenhuizen et al.

(10) **Patent No.:** **US D666,198 S**
(45) **Date of Patent:** **** Aug. 28, 2012**

(54) **HOUSING FOR A MOBILE COMPUTING DEVICE**

(75) Inventors: **John Van Den Nieuwenhuizen**, San Francisco, CA (US); **Seungheon Lee**, Milpitas, CA (US)

(73) Assignee: **Hewlett-Packard Development Company, L.P.**, Houston, TX (US)

(**) Term: **14 Years**

(21) Appl. No.: **29/385,002**

(22) Filed: **Feb. 7, 2011**

(51) **LOC (9) Cl.** **14-02**

(52) **U.S. Cl.** **D14/341**

(58) **Field of Classification Search** D14/341-347, D14/137, 138, 138.1, 138 AA, 138 R, 138 AB, D14/138 AC, 138 AD, 138 C, 138 G, 496, D14/203.1, 203.3, 203.4, 203.5, 203.7, 426, D14/427, 432, 429, 129, 130, 420, 439-441, D14/448, 125, 147, 156, 218, 247-248, 250, D14/389, 388, 315-318; D10/65, 104; D18/6, D18/7; D21/324, 329, 330; D19/26, 59, D19/60; 455/556.1, 556.2, 566, 575.1, 90.3; 379/433.04, 433.01, 433.06, 916; 345/901, 345/905; 361/679.26, 679.27, 679.3, 679.55, 361/679.56

See application file for complete search history.

(56) **References Cited**

U.S. PATENT DOCUMENTS

D306,583 S *	3/1990	Krolopp et al.	D14/137
D504,889 S *	5/2005	Andre et al.	D14/341
D550,270 S *	9/2007	Astill	D16/241
D558,756 S *	1/2008	Andre et al.	D14/341
D558,757 S *	1/2008	Andre et al.	D14/341
D580,387 S *	11/2008	Andre et al.	D14/138 G
D584,738 S *	1/2009	Kim et al.	D14/496
D600,241 S *	9/2009	Andre et al.	D14/341
D602,014 S *	10/2009	Andre et al.	D14/341

D602,015 S *	10/2009	Andre et al.	D14/341
D602,017 S *	10/2009	Andre et al.	D14/341
D602,487 S *	10/2009	Maskatia	D14/341
D605,157 S *	12/2009	Kim et al.	D14/138 G
D609,705 S *	2/2010	Andre et al.	D14/374
D615,083 S *	5/2010	Andre et al.	D14/341
D617,792 S *	6/2010	Andre et al.	D14/341
D617,793 S *	6/2010	Chiang et al.	D14/341
D624,896 S *	10/2010	Park et al.	D14/138 G
D626,437 S *	11/2010	Lee et al.	D10/65
D627,777 S *	11/2010	Akana et al.	D14/341
D627,779 S *	11/2010	Liao	D14/341
D629,799 S *	12/2010	Andre et al.	D14/341
D630,630 S *	1/2011	Andre et al.	D14/341
D633,090 S *	2/2011	Andre et al.	D14/341
D633,091 S *	2/2011	Andre et al.	D14/341

(Continued)

Primary Examiner — Barbara Fox

(57) **CLAIM**

The ornamental design for a housing for a mobile computing device, as shown and described.

DESCRIPTION

FIG. 1 is a front perspective view of a housing for a mobile computing device;

FIG. 2 is a front view of a housing for a mobile computing device;

FIG. 3 is a back view of a housing for a mobile computing device;

FIG. 4 is a top end view of a housing for a mobile computing device;

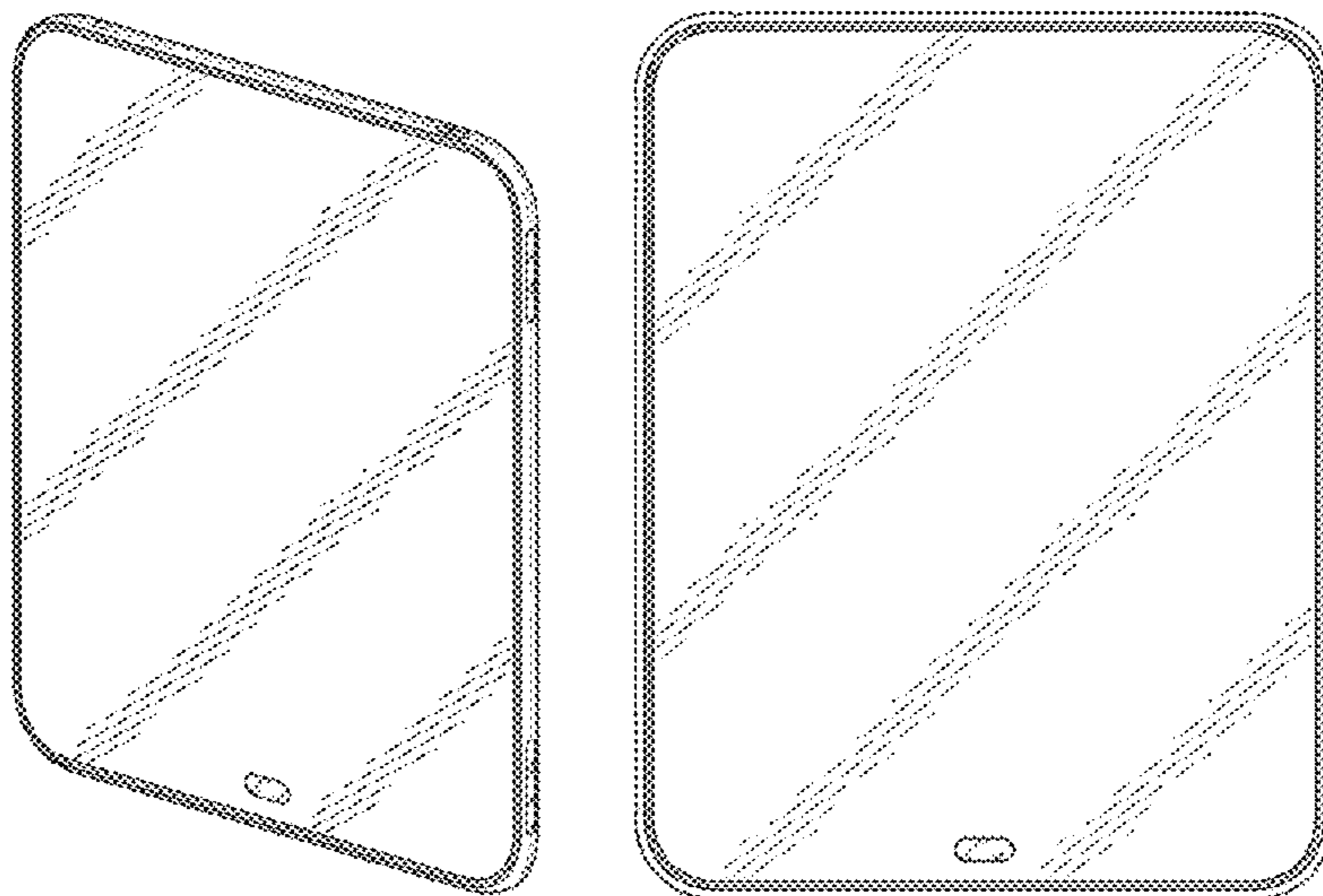
FIG. 5 is a bottom end view of a housing for a mobile computing device;

FIG. 6 is a left side view of a housing for a mobile computing device; and,

FIG. 7 is a right side view of a housing for a mobile computing device.

The broken lines shown in the drawings are for the purpose of illustrating unclaimed portions of the housing for a mobile computing device and form no part of the claimed design.

1 Claim, 4 Drawing Sheets



US D666,198 S

Page 2

U.S. PATENT DOCUMENTS

D633,092 S *	2/2011	Andre et al.	D14/341	D641,017 S *	7/2011	Meng	D14/341
D634,318 S *	3/2011	Buckle et al.	D14/341	D641,018 S *	7/2011	Lee et al.	D14/341
D636,770 S *	4/2011	Li	D14/341	D642,563 S *	8/2011	Akana et al.	D14/341
D637,596 S *	5/2011	Akana et al.	D14/341	D645,037 S *	9/2011	Andre et al.	D14/341
D638,814 S *	5/2011	Sutherland et al.	D14/138 G	D645,833 S *	9/2011	Seflic et al.	D14/138 G
D639,261 S *	6/2011	Garnham et al.	D14/138 G	D647,499 S *	10/2011	Page et al.	D14/138 AD
D639,266 S *	6/2011	DeLorenzo et al.	D14/142	D650,352 S *	12/2011	Cho	D14/138 G
D639,805 S *	6/2011	Song et al.	D14/341	D650,381 S *	12/2011	Park et al.	D14/341
D640,219 S *	6/2011	Sutherland et al.	D14/138 G	2009/0219259 A1 *	9/2009	Kwon	345/173
D640,578 S *	6/2011	Aihara et al.	D10/65	2009/0315690 A1 *	12/2009	Hwang et al.	340/407.2
D640,663 S *	6/2011	Arnholt et al.	D14/138 G				

* cited by examiner

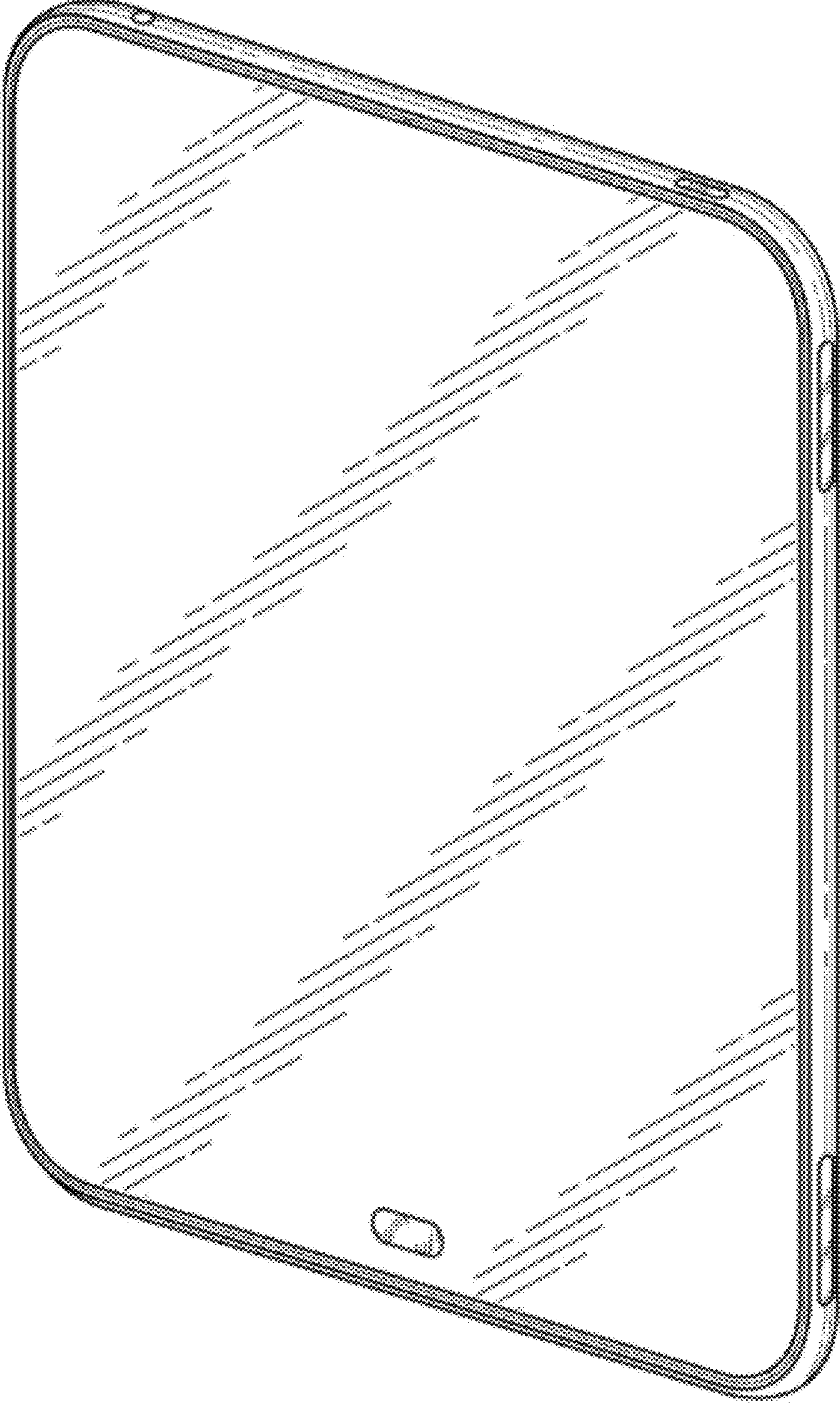


FIG. 1




FIG. 2




FIG. 3




FIG. 4



FIG. 5




FIG. 6




FIG. 7