

US00D666192S

(12) **United States Design Patent**
Li

(10) **Patent No.:** **US D666,192 S**
(45) **Date of Patent:** **** Aug. 28, 2012**

(54) **COVER OF AN ELECTRONIC DEVICE HAVING SURFACE ORNAMENTATION**

FOREIGN PATENT DOCUMENTS

WO DM/057852 * 9/2001

(75) Inventor: **Bin Li**, Shenzhen (CN)

OTHER PUBLICATIONS

(73) Assignee: **FIH (Hong Kong) Limited**, Kowloon (HK)

Dynamic Swirl Model No. T001 Cell Phone Protector, <URL:http://www.ahead.com.tw/images/T001.jpg>, retrieved from internet on Jun. 16, 2012.*

(**) Term: **14 Years**

Primary Examiner — Carla Jobe Wright

(21) Appl. No.: **29/415,541**

(74) *Attorney, Agent, or Firm* — Altis Law Group, Inc.

(22) Filed: **Mar. 12, 2012**

(51) **LOC (9) Cl.** **14-03**

(52) **U.S. Cl.** **D14/248**

(58) **Field of Classification Search** D14/248, D14/138 R, 138 AA, 138 AB, 138 AC, 138 AD, D14/138 C, 138 G, 203.7, 341-347, 250, D14/440, 140, 240, 251-253, 439, 299, 238.1, D14/217, 218, 168-169, 172, 496, 247, 203; D3/201, 218, 269, 273, 301, 303, 248; D21/458; 455/575.1, 575.3, 575.4, 575.8, 556.1, 556.2; D25/103, 110, 111, 117, 118, 145, 154, 155, D25/156, 157, 158; D5/2, 3, 4, 7, 19, 23, D5/24, 32, 36, 39, 46, 48, 55, 56, 66, 99, D5/37-38, 41, 58-63, 1, 47, 26, 20, 57, 53, D5/12, 17, 11, 49, 5, 8, 27, 64, 65; D13/103, D13/108, 107; D6/595, 596, 601, 602, 603, D6/610, 611, 612, 616, 617, 621, 622, 615, D6/585; D11/22, 96, 131, 132, 140, 1, 125; D32/40; D12/213; 15/215; 428/30, 38; 52/506.06, 316; D1/104, 105, 108; D2/741; D24/208; D29/108

See application file for complete search history.

(56) **References Cited**

U.S. PATENT DOCUMENTS

D1,666 S * 11/1862 Ney D5/37
(Continued)

(57) **CLAIM**

The ornamental design for a cover of an electronic device having surface ornamentation, as shown and described.

DESCRIPTION

The present application is related to copending U.S. patent applications Ser. Nos. 29/415,540, 29/415,542, 29/415,543, 29/415,544, each entitled "Cover of an Electronic Device Having Surface Ornamentation", by Bin Li. These applications have the same assignee as the present application and have been concurrently filed herewith. The above-identified applications are incorporated herein by reference.

FIG. 1 is a perspective view of a cover of an electronic device having surface ornamentation showing my new design;

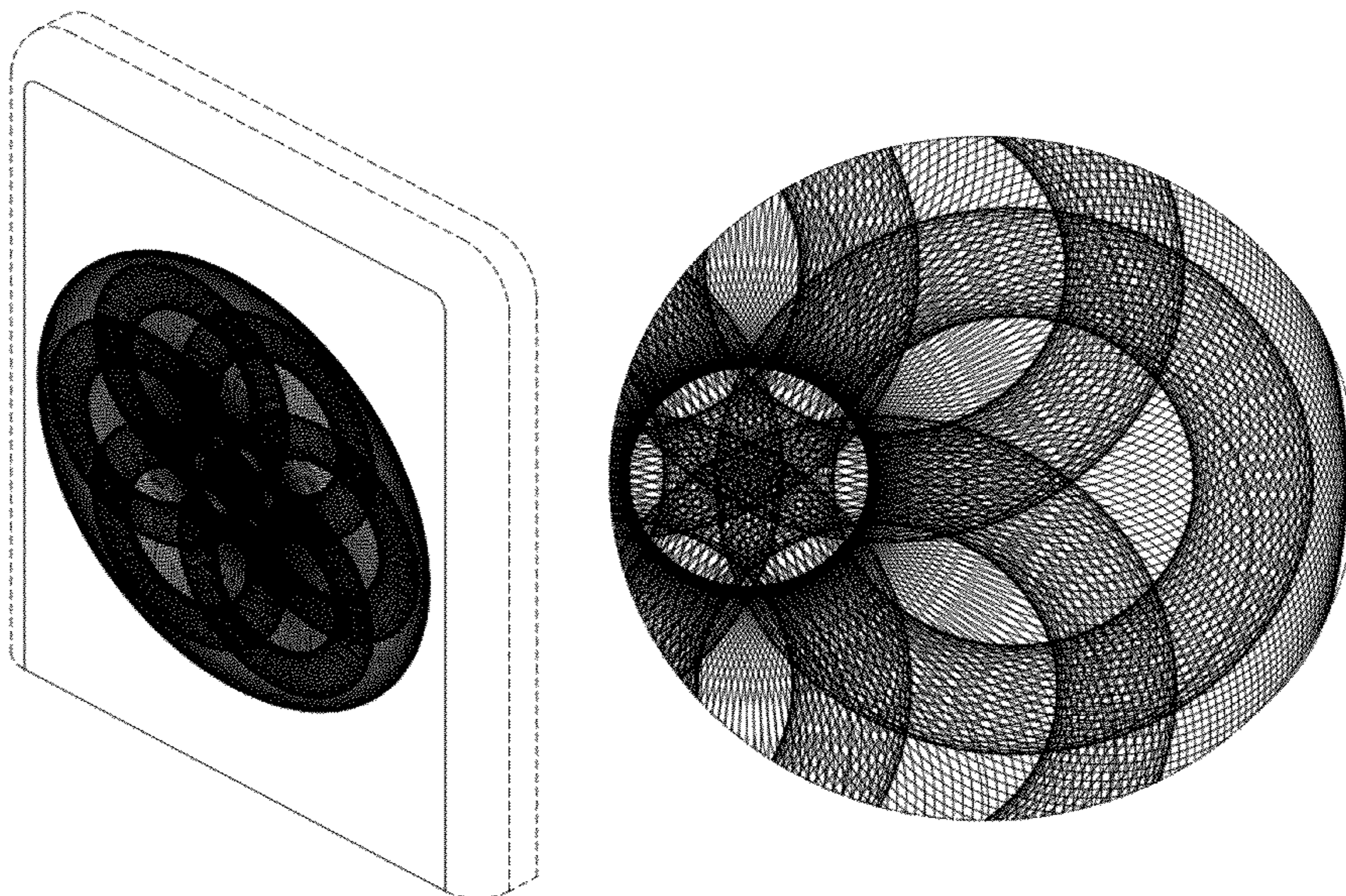
FIG. 2 is a front elevational view thereof;

FIG. 3 is a left side elevational view thereof; and,

FIG. 4 is an enlarged fragmentary view thereof showing circled portion 4 in FIG. 2.

In FIGS. 1-3, the evenly segmented broken lines indicate portions of the cover of an electronic device having surface ornamentation that form no part of the claimed design. In FIGS. 2 and 4, the unevenly segmented broken lines indicate the portion of the design that is shown on an enlarged scale in FIG. 4. The broken lines form no part of the claimed design.

1 Claim, 4 Drawing Sheets



US D666,192 S

Page 2

U.S. PATENT DOCUMENTS

D8,732 S *	10/1875	Steinhaus	D5/63	D136,132 S *	8/1943	Baar	D5/63
245,772 A *	8/1881	Boshardt	428/12	D180,165 S *	4/1957	Doily	D6/615
D23,488 S *	7/1894	White	D6/603	D197,845 S *	3/1964	Parson	D25/158
667,444 A *	2/1901	Kyle	428/38	D221,042 S *	6/1971	Byerly	D5/53
D41,156 S *	2/1911	Maul	D5/63	6,932,007 B1 *	8/2005	Beauchamp	112/117
D70,687 S *	7/1926	Humphreys	D5/37	D591,632 S *	5/2009	Von Kaenel	D11/1
D91,412 S *	1/1934	Reiman	D5/63	D612,842 S *	3/2010	Anderson	D14/248
D110,858 S *	8/1938	Egerton	D21/458	D644,345 S *	8/2011	Sterijevski et al.	D25/158
D115,377 S *	6/1939	Rubino	D6/595	D654,902 S *	2/2012	Chung	D14/138 AD
D131,496 S *	3/1942	Schwarber	D5/63					

* cited by examiner

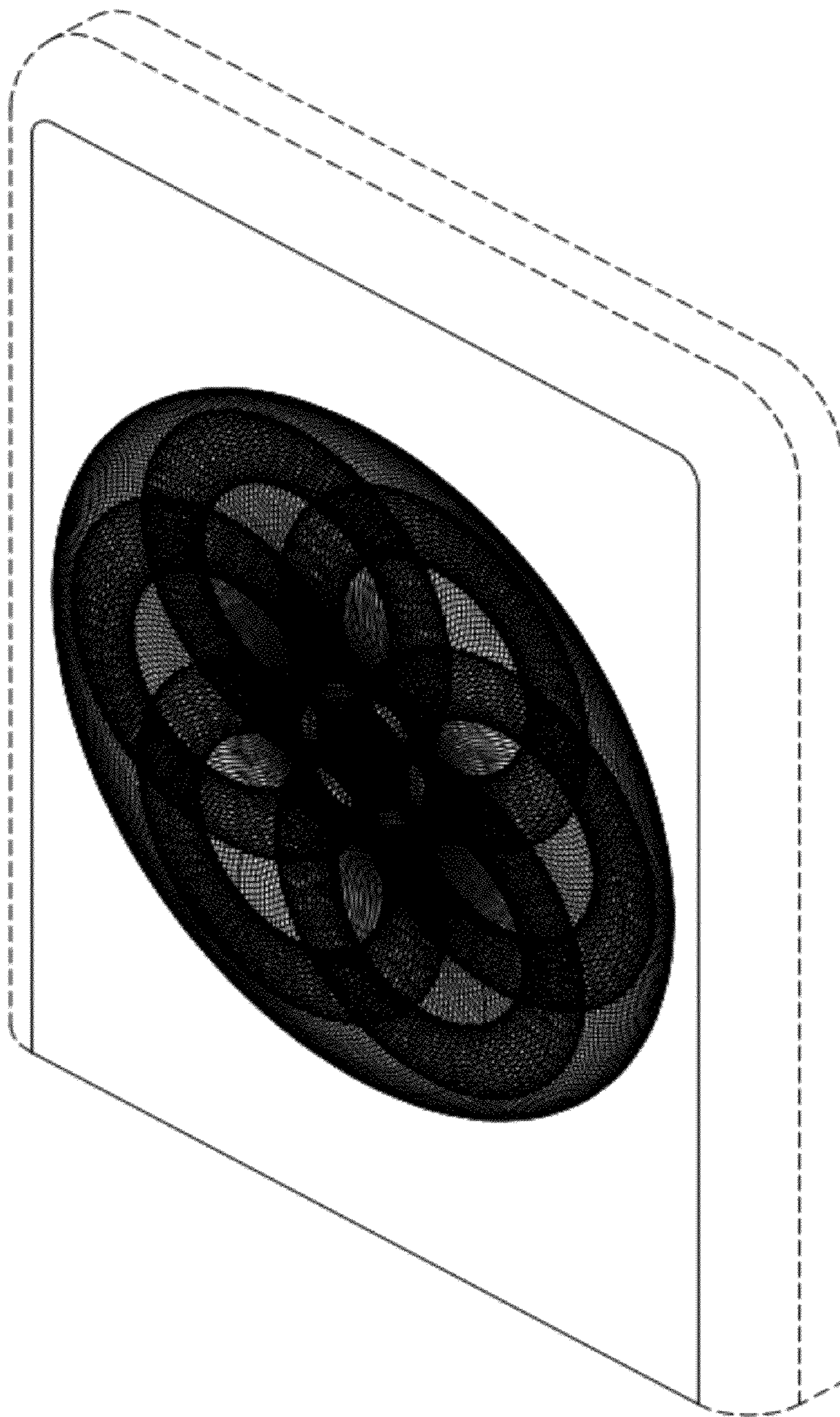


FIG. 1




FIG. 2




FIG. 3




FIG. 4