



US00D666173S

(12) **United States Design Patent**
Iijima et al.

(10) **Patent No.:** **US D666,173 S**

(45) **Date of Patent:** **** Aug. 28, 2012**

(54) **CONTROLLER FOR DIGITAL AUDIO
PLAYER**

(75) Inventors: **Takekazu Iijima**, Kawasaki (JP);
Takahiro Kuramoto, Kawasaki (JP)

(73) Assignee: **Pioneer Corporation**, Kawasaki-shi,
Kanagawa (JP)

(**) Term: **14 Years**

(21) Appl. No.: **29/390,518**

(22) Filed: **Apr. 26, 2011**

(30) **Foreign Application Priority Data**

Oct. 27, 2010 (JP) 2010-025829

(51) **LOC (9) Cl.** **14-03**

(52) **U.S. Cl.** **D14/217**

(58) **Field of Classification Search** D14/162,
D14/167-169, 175, 188, 196-199, 203, 217,
D14/218, 356, 38, 399-401, 412-416, 432,
D14/434, 454-457, 496; D21/324, 332,
D21/333; 463/1, 30, 36-38, 46, 47; 345/156-161,
345/905; D13/163, 164; 84/625, 660, 697;
381/118, 120, 334; 455/350

See application file for complete search history.

(56) **References Cited**

U.S. PATENT DOCUMENTS

D496,922 S *	10/2004	Kimura	D14/500
D553,118 S *	10/2007	Williamson et al.	D14/168
D553,608 S *	10/2007	Williamson et al.	D14/168
D560,203 S *	1/2008	Williamson et al.	D14/168
D578,514 S *	10/2008	Mazur	D14/217
D583,798 S *	12/2008	Iijima et al.	D14/168
D602,914 S *	10/2009	Williamson et al.	D14/217
D605,604 S *	12/2009	El-Kiss	D13/163
D615,993 S *	5/2010	Ho	D14/496
D616,410 S *	5/2010	Sonoda et al.	D14/168
D624,053 S *	9/2010	Williamson et al.	D14/217

D628,981 S *	12/2010	Mazur	D14/217
D641,733 S *	7/2011	Jenkins	D14/217
D648,323 S *	11/2011	Medas	D14/217
D648,324 S *	11/2011	Medas	D14/217
2007/0280489 A1 *	12/2007	Roman et al.	381/119

FOREIGN PATENT DOCUMENTS

JP	1328581 S	4/2008
JP	1333697 S	6/2008
JP	1382564 S	3/2010
JP	1396802 S	9/2010
JP	1402256 S	11/2010
JP	1402564 S	11/2010

OTHER PUBLICATIONS

DJTechTools.com; Cartledge, Chris; "Review: Pioneer DDJ-S1";
<http://www.2011/04/20/review-pioneer-ddj-s1/>; accessed Apr. 21,
2012; dated Apr. 20, 2011; 6p.*

* cited by examiner

Primary Examiner — Stella Reid

Assistant Examiner — Keli L Hill

(74) *Attorney, Agent, or Firm* — Drinker Biddle & Reath
LLP

(57) **CLAIM**

The ornamental design for a controller for digital audio
player, as shown and described.

DESCRIPTION

FIG. 1 is a perspective view of the front, bottom and right side
of a controller for digital audio player showing our new
design;

FIG. 2 is a front view of thereof;

FIG. 3 is a rear view thereof;

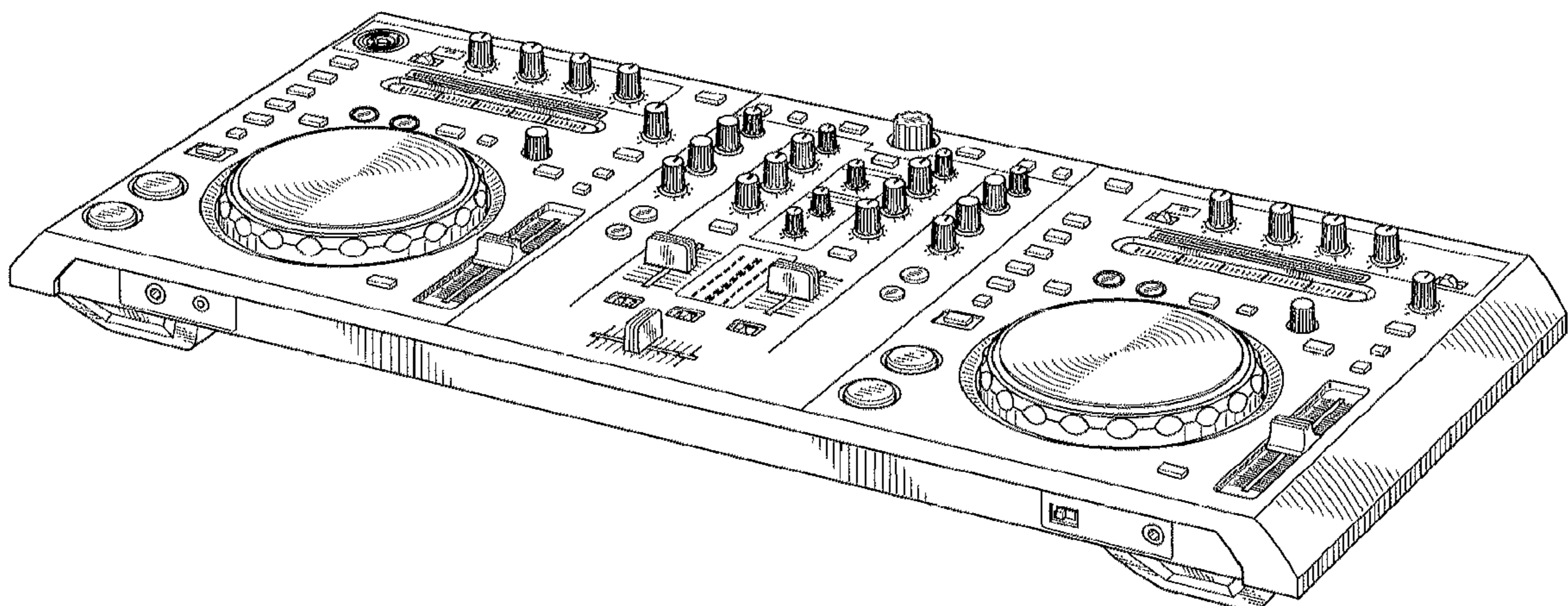
FIG. 4 is a top plan view thereof;

FIG. 5 is a bottom view thereof;

FIG. 6 is a left side view thereof; and,

FIG. 7 is a right side view thereof.

1 Claim, 3 Drawing Sheets



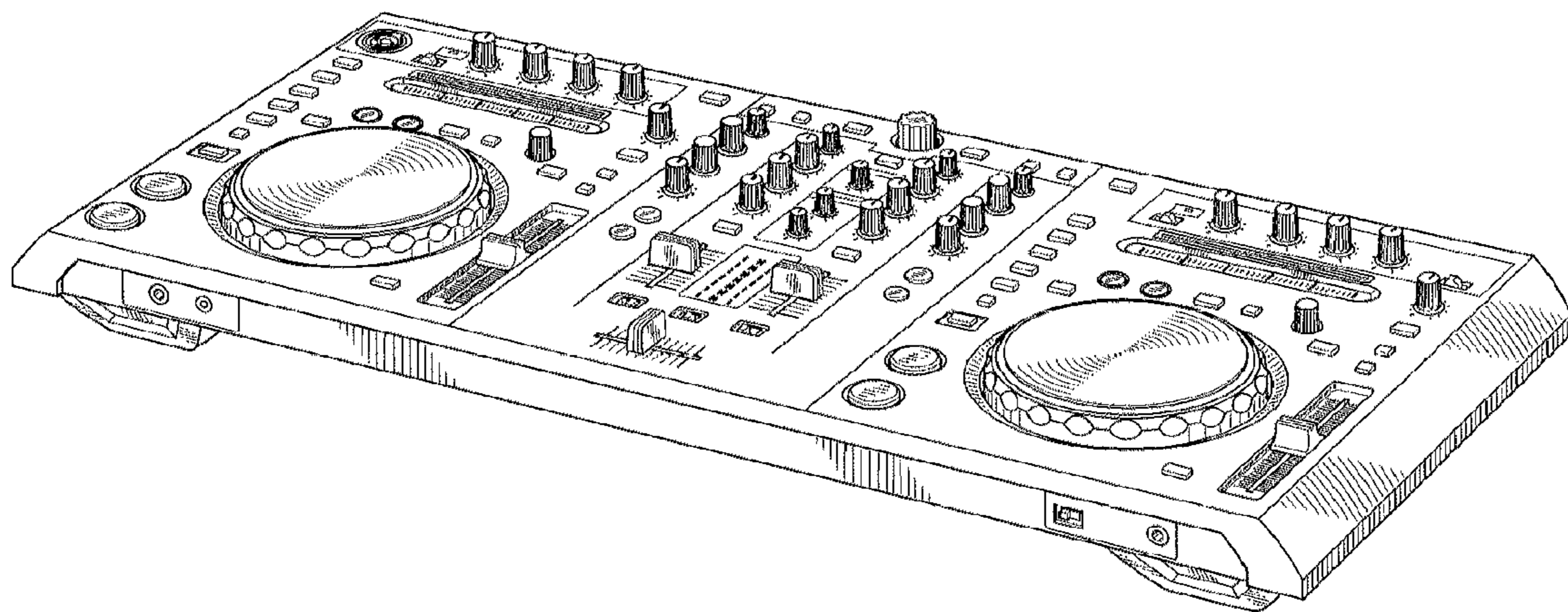


FIG. 1

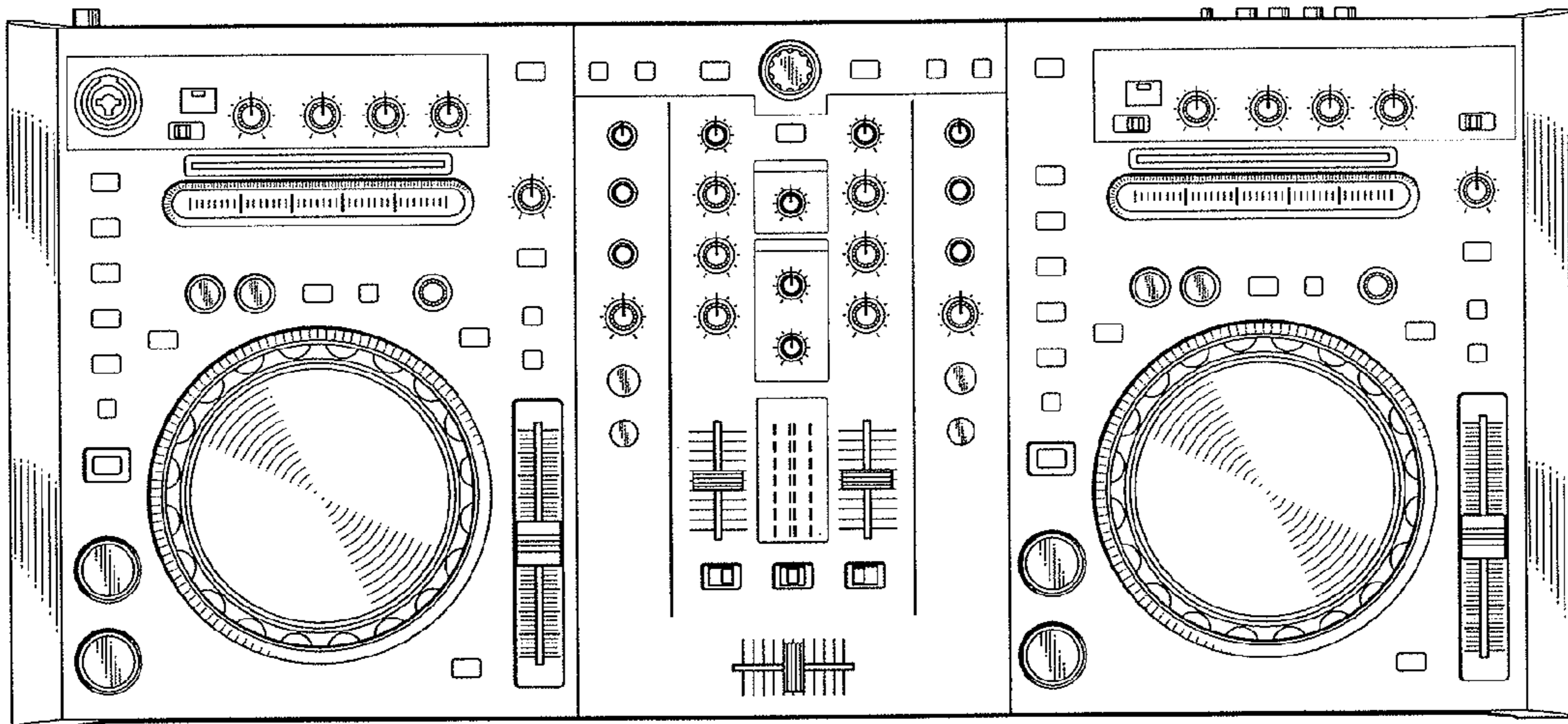


FIG. 2




FIG. 3

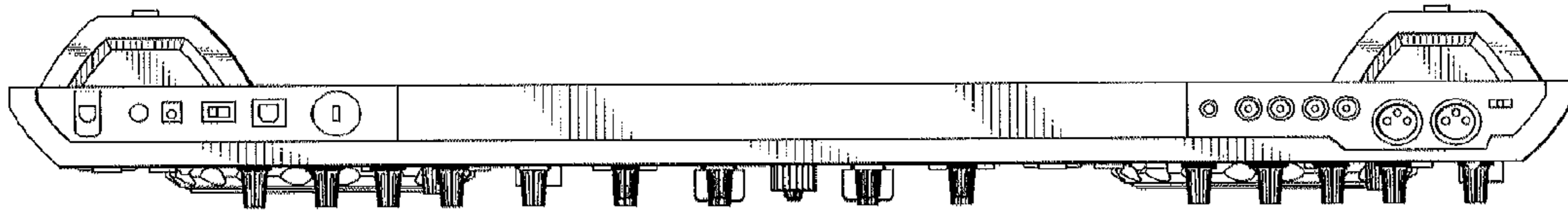


FIG. 4

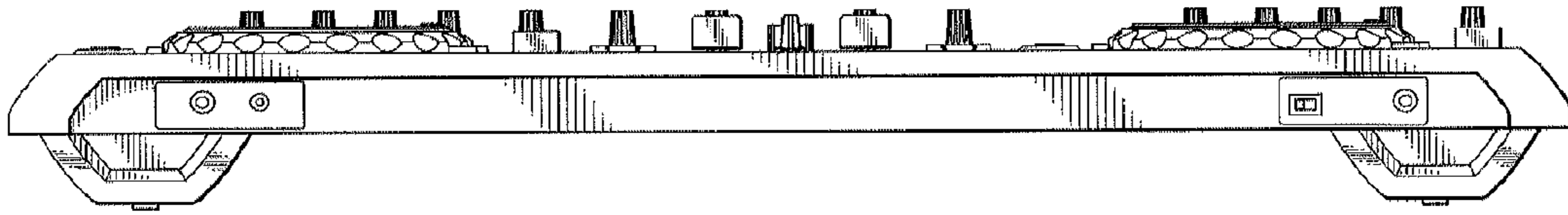


FIG. 5

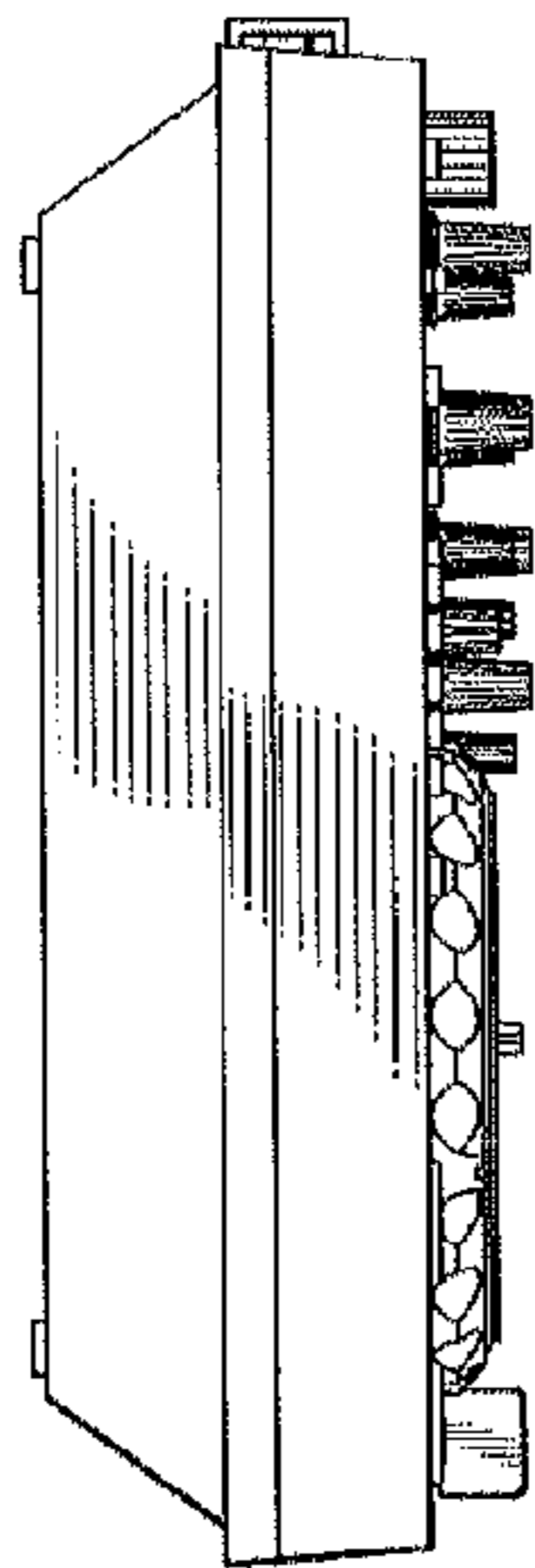


FIG. 6

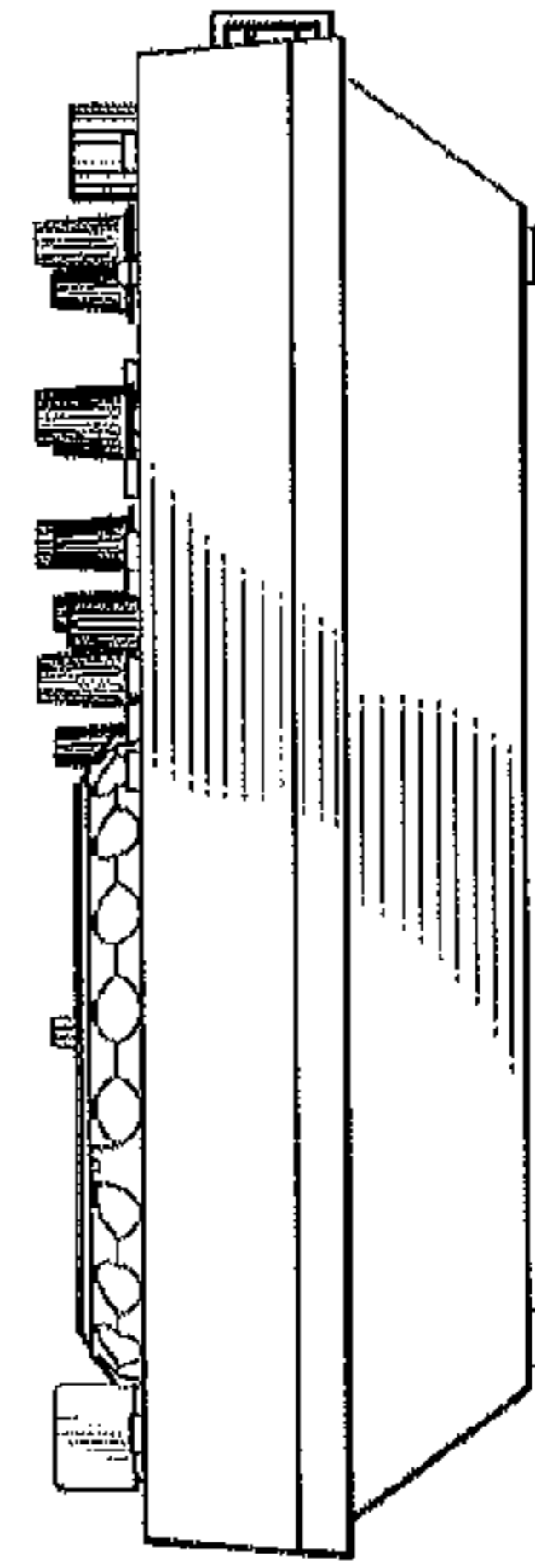


FIG. 7