

US00D666161S

(12) **United States Design Patent**
Zhu et al.

(10) **Patent No.:** **US D666,161 S**

(45) **Date of Patent:** **** Aug. 28, 2012**

(54) **MESSAGE CONTROLLER**

(76) Inventors: **Megan Zhu**, Dublin, CA (US); **Jian Ding**, Dublin, CA (US); **Yubo Ding**, Hangzhou (CN)

(**) Term: **14 Years**

(21) Appl. No.: **29/374,956**

(22) Filed: **Oct. 31, 2011**

(51) **LOC (9) Cl.** **14-03**

(52) **U.S. Cl.** **D13/168**

(58) **Field of Classification Search** D13/168;
D10/104.1, 106.1; D14/218; D24/200; 341/176;
345/169; 455/352; 340/4.3, 4.42, 12.22,
340/12.23, 12.24, 12.29, 12.3, 13.2, 13.21,
340/13.24; 601/15, 46, 49, 80; 700/17, 65,
700/83

See application file for complete search history.

(56) **References Cited**

U.S. PATENT DOCUMENTS

D363,552 S * 10/1995 Teo et al. D24/200
6,039,702 A * 3/2000 Cutler et al. 601/15
6,106,576 A * 8/2000 Fromson 318/16

D443,596 S * 6/2001 Ohkuma D13/168
6,378,152 B1 * 4/2002 Washburn et al. 5/713
6,396,224 B1 * 5/2002 Luff et al. 318/16
D495,801 S * 9/2004 Kim D24/200
6,899,687 B2 * 5/2005 Hori et al. 601/1
D533,516 S * 12/2006 Murata et al. D13/168
D631,853 S * 2/2011 Choi et al. D13/168

* cited by examiner

Primary Examiner — Selina Sikder

(74) *Attorney, Agent, or Firm* — Dahyee Law Group; Leon E. Jew

(57) **CLAIM**

The ornamental design for a message controller, as shown and described.

DESCRIPTION

FIG. 1 is a perspective view of a message controller shown as a new design;

FIG. 2 is a top view thereof;

FIG. 3 is a bottom view thereof;

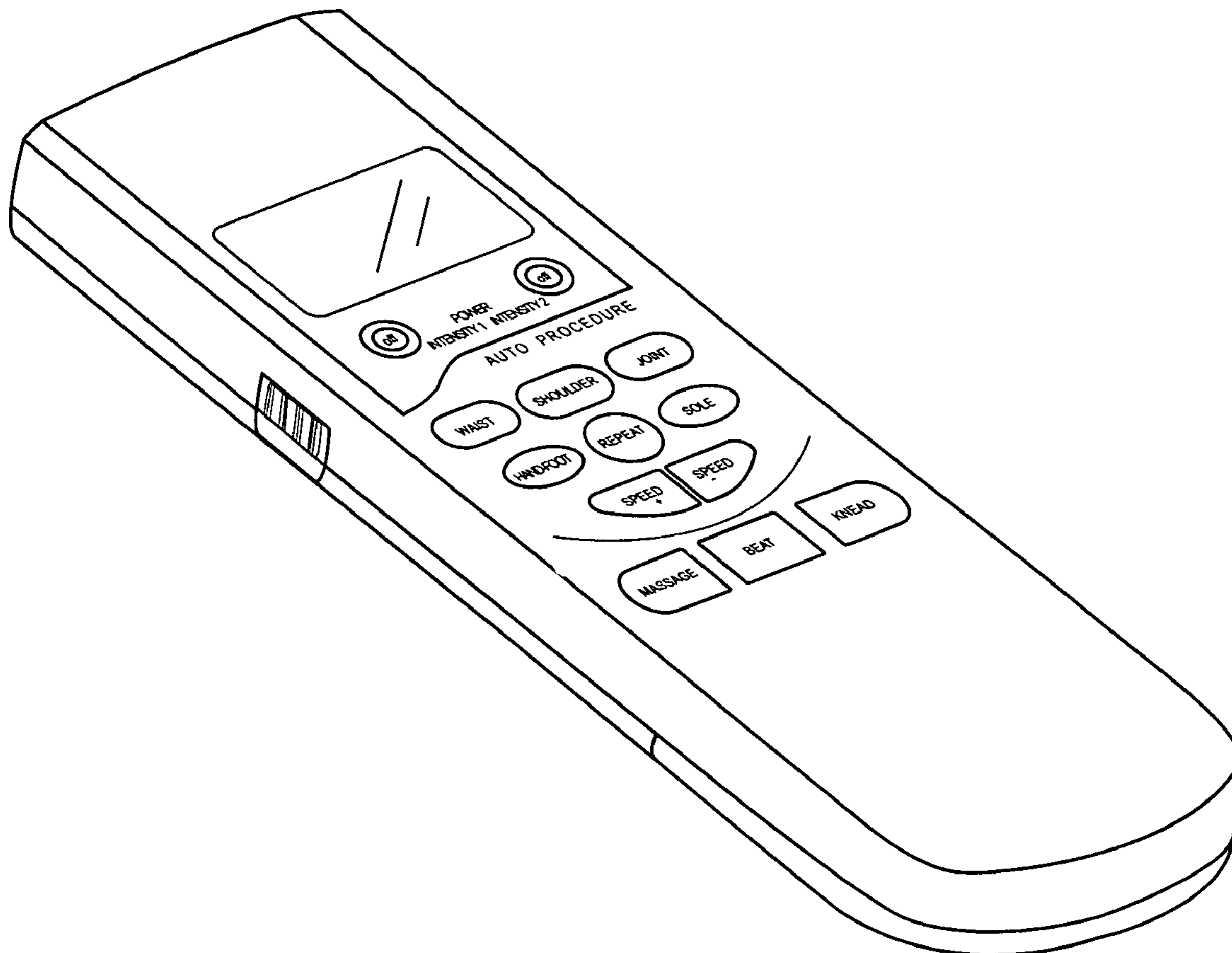
FIG. 4 is a front view thereof;

FIG. 5 is a back view thereof;

FIG. 6 is a right side view thereof; and,

FIG. 7 is a left side view thereof.

1 Claim, 3 Drawing Sheets



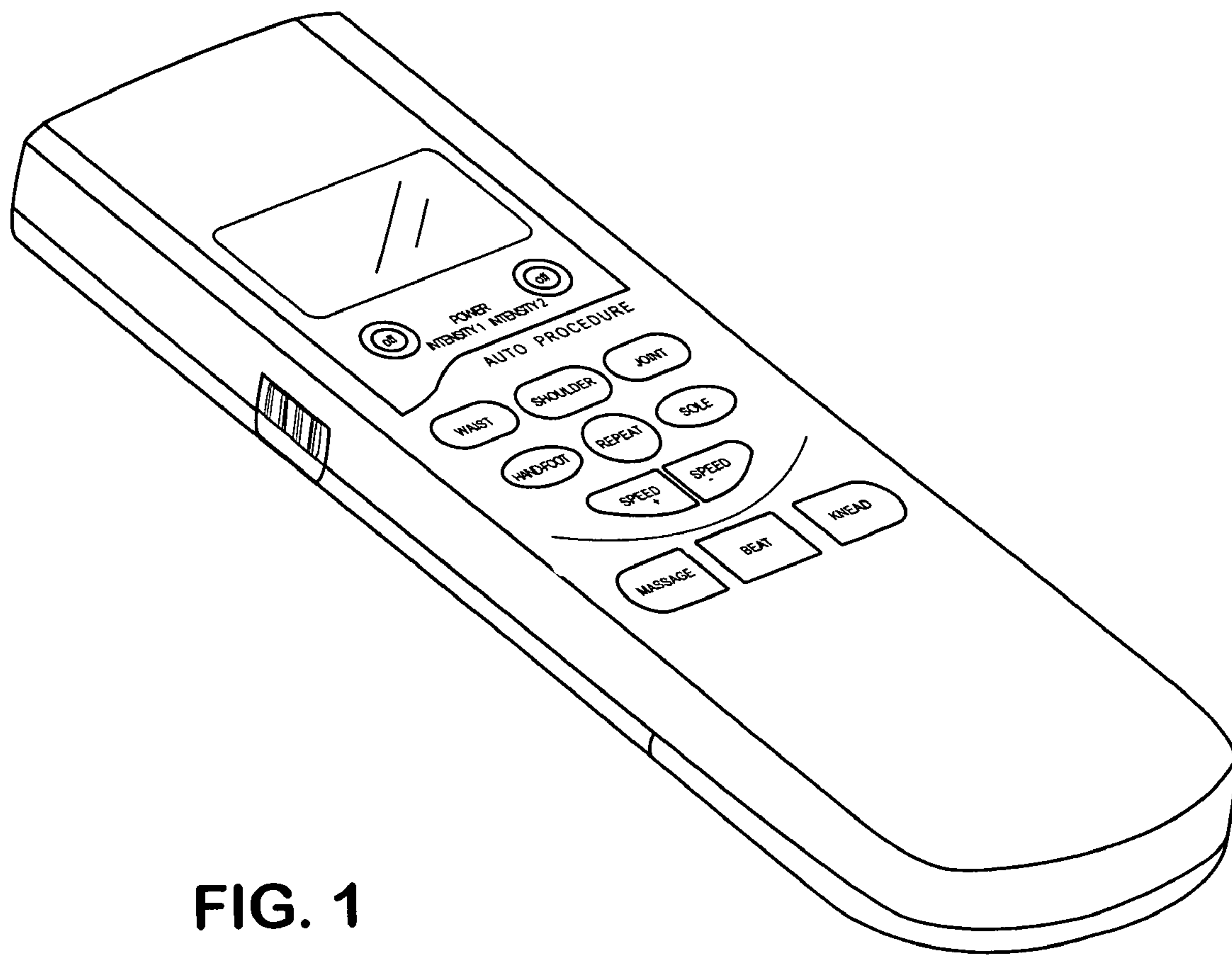


FIG. 1

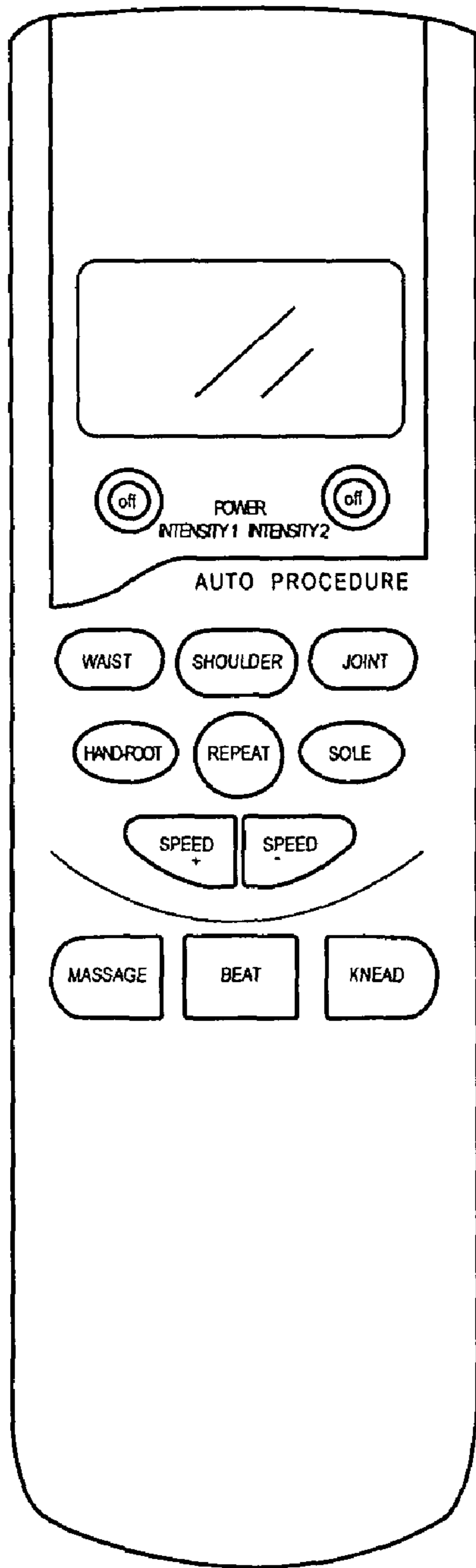


FIG. 2

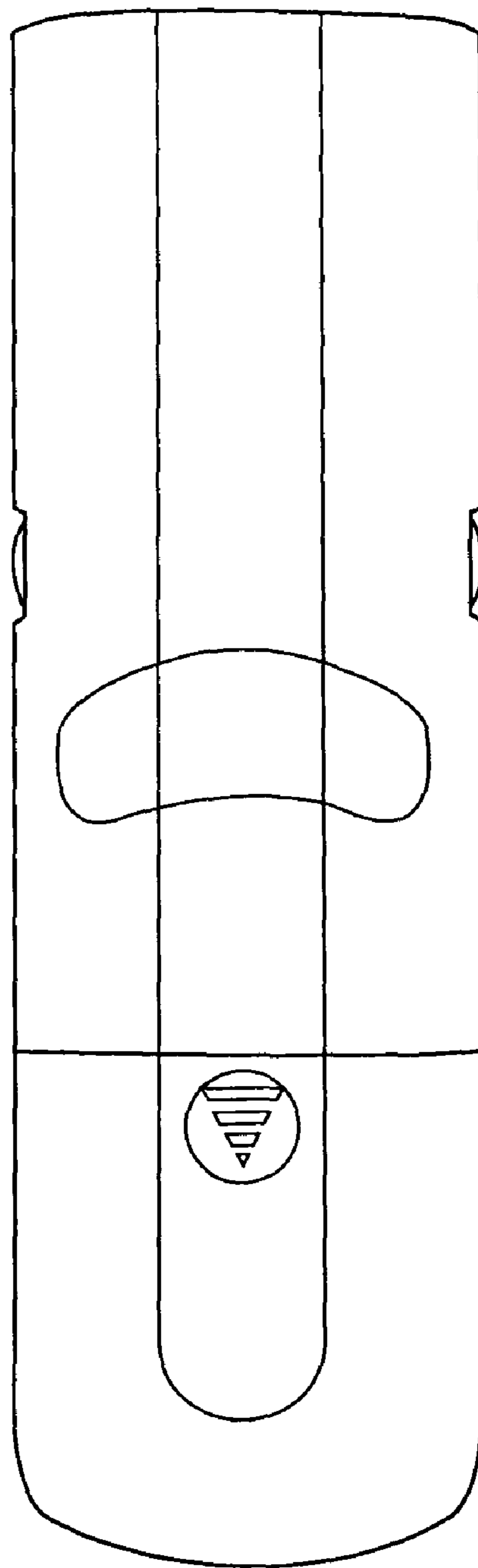


FIG. 3

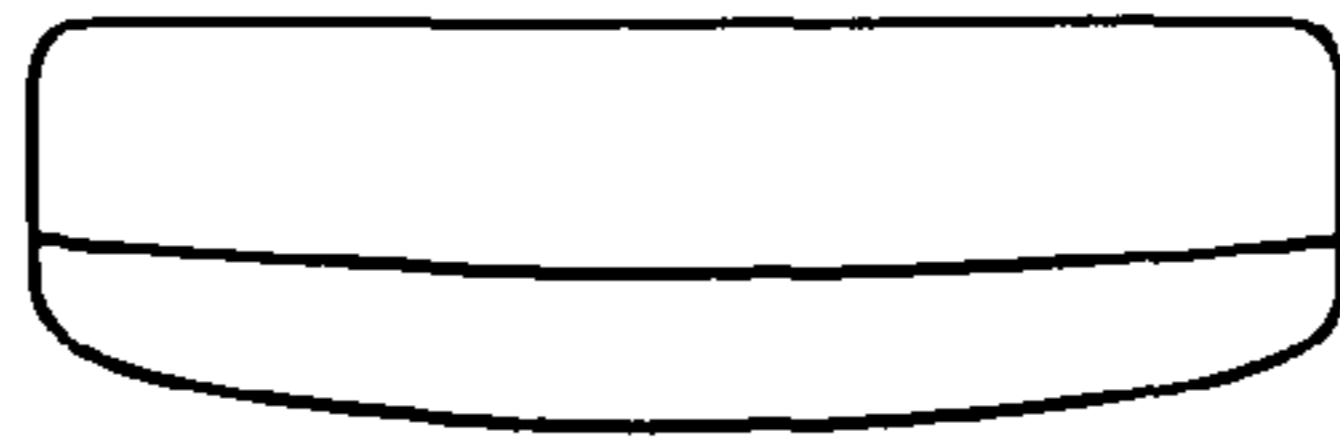


FIG. 4




FIG. 5




FIG. 6




FIG. 7