



US00D666130S

(12) **United States Design Patent**
Varga

(10) **Patent No.:** **US D666,130 S**

(45) **Date of Patent:** **** Aug. 28, 2012**

(54) **FRONT BUMPER FOR A MOTOR VEHICLE**

(75) Inventor: **Peter Varga**, Pforzheim (DE)

(73) Assignee: **Dr. Ing. h.c. F. Porsche**
Aktiengesellschaft, Stuttgart (DE)

(**) Term: **14 Years**

(21) Appl. No.: **29/377,550**

(22) Filed: **Oct. 22, 2010**

(30) **Foreign Application Priority Data**

Apr. 27, 2010 (DE) 402010002393

(51) **LOC (9) Cl.** **12-16**

(52) **U.S. Cl.** **D12/169**

(58) **Field of Classification Search** D12/169,
D12/196, 171, 216, 163, 86, 90-92; 293/102,
293/113, 115, 117, 120; 296/180.1, 180.2
See application file for complete search history.

(56) **References Cited**

U.S. PATENT DOCUMENTS

D522,937 S * 6/2006 Tada D12/169
D576,928 S * 9/2008 Miyazaki D12/169
D578,447 S * 10/2008 Sawai D12/169
D583,723 S * 12/2008 Murakami D12/169
D583,730 S * 12/2008 Tonello D12/169

D584,202 S * 1/2009 Sonoda et al. D12/169
D585,797 S * 2/2009 Suzuki et al. D12/169
D586,271 S * 2/2009 Futschik et al. D12/169
D610,500 S * 2/2010 Kulla et al. D12/169
D620,404 S * 7/2010 Ward D12/169
D627,275 S * 11/2010 Sakae et al. D12/169
D647,437 S * 10/2011 Varga D12/169

* cited by examiner

Primary Examiner — Melody N Brown

(74) *Attorney, Agent, or Firm* — RatnerPrestia

(57) **CLAIM**

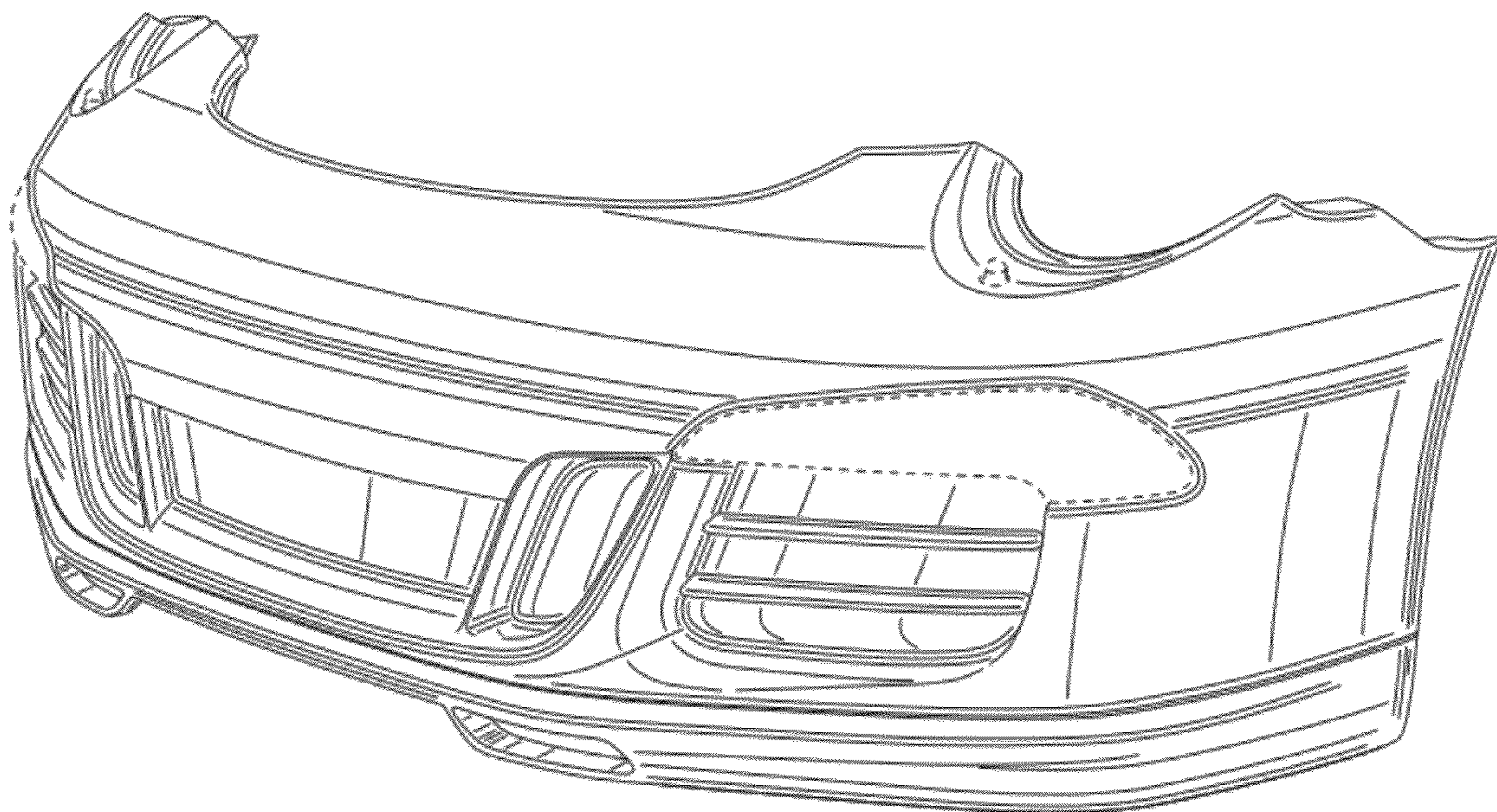
The ornamental design for a front bumper for a motor vehicle, as shown and described.

DESCRIPTION

FIG. 1 is a perspective view from the front right side of a front bumper for a motor vehicle;
FIG. 2 is a front elevation view thereof;
FIG. 3 is a rear elevation view thereof;
FIG. 4 is an elevation view from the left side thereof;
FIG. 5 is an elevation view from the right side thereof;
FIG. 6 is a bottom plan view thereof; and,
FIG. 7 is a top plan view thereof.

The broken lines shown throughout the drawing views are for illustrative purposes only and form no part of the claimed design.

1 Claim, 7 Drawing Sheets



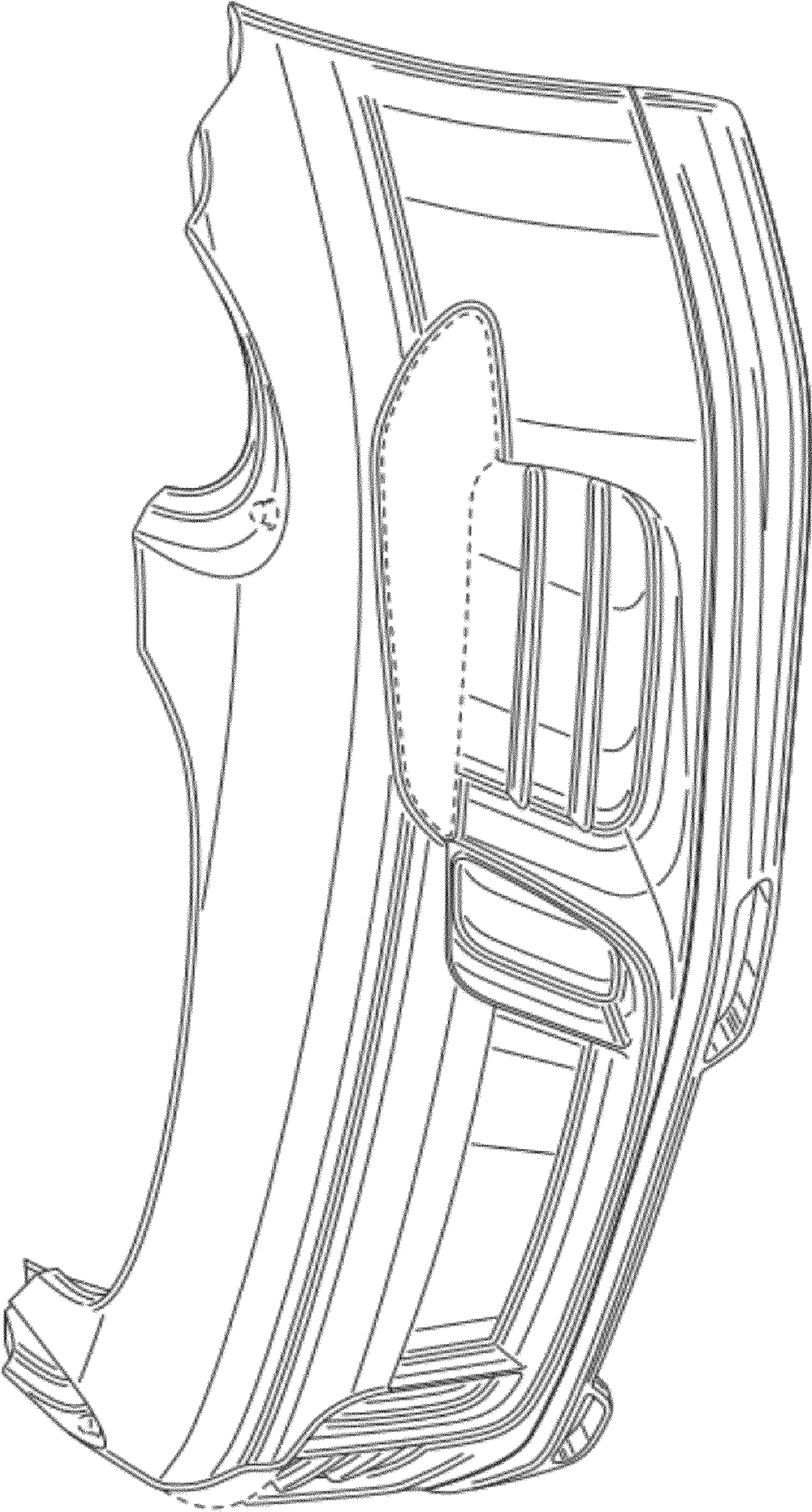


FIG. 1

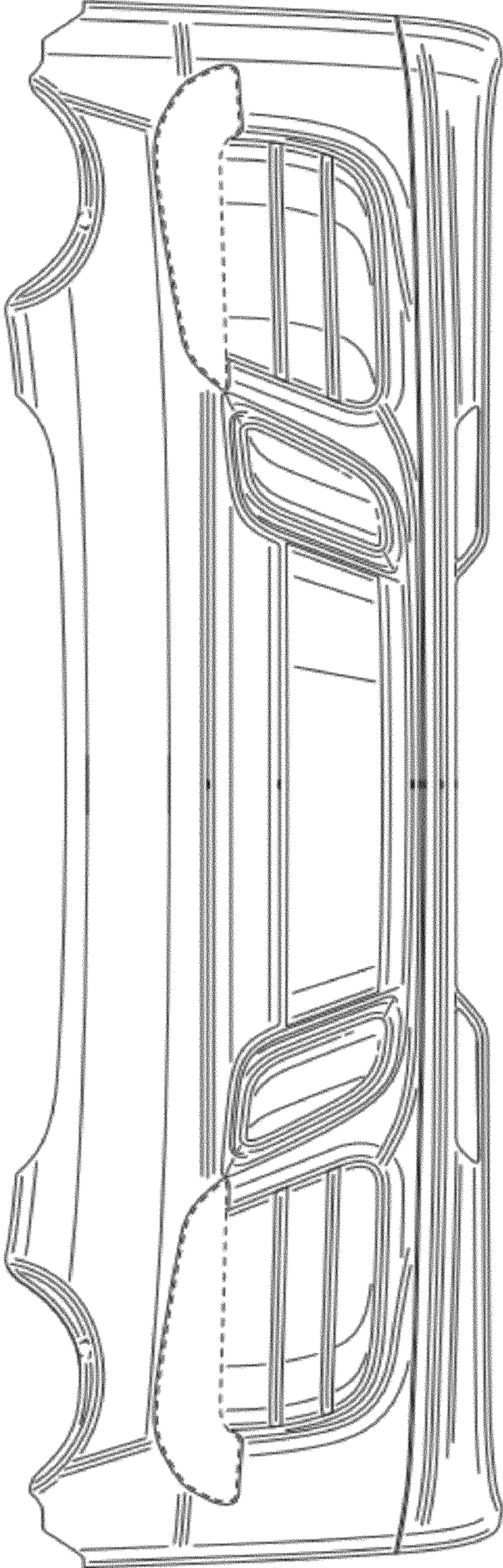


FIG. 2

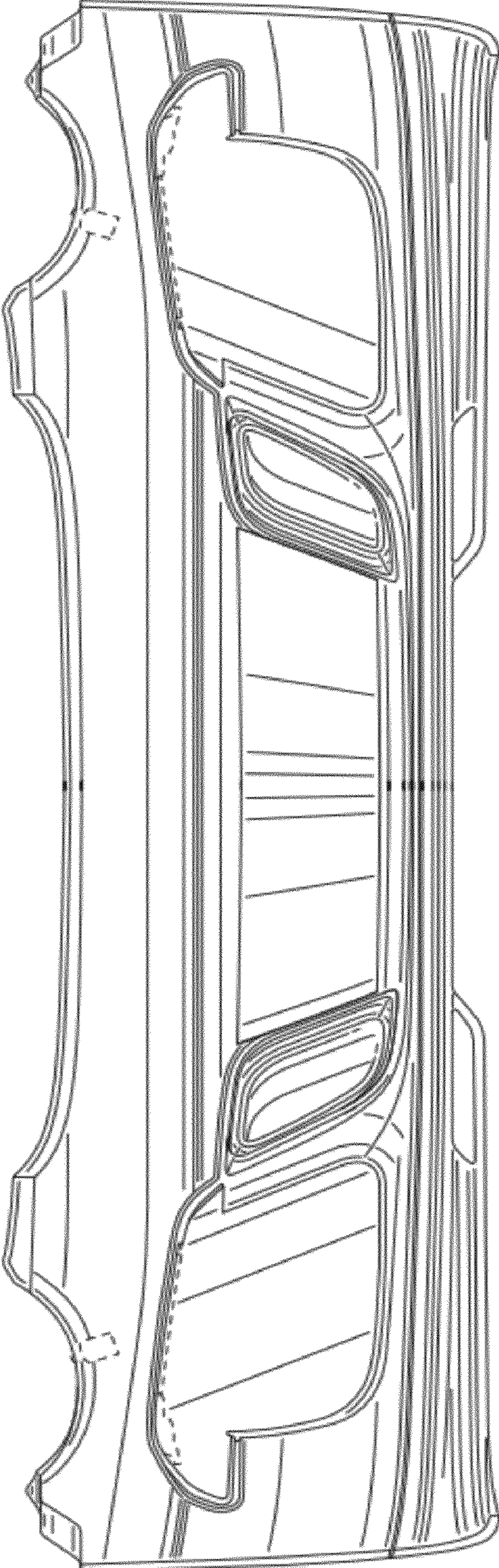


FIG. 3




FIG. 4




FIG. 5

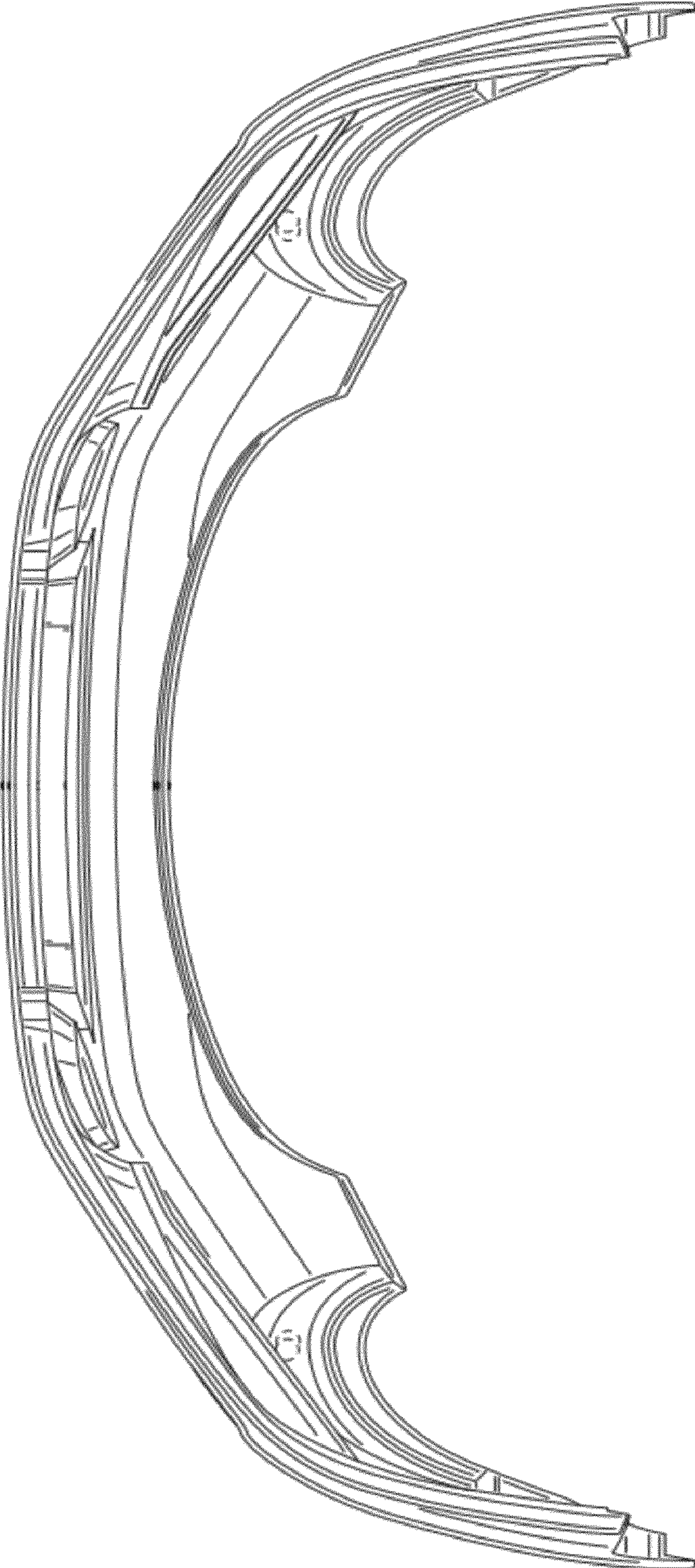


FIG. 6




FIG. 7