



US00D666129S

(12) **United States Design Patent**  
**Iida et al.**

(10) **Patent No.:** **US D666,129 S**  
(45) **Date of Patent:** **\*\* Aug. 28, 2012**

(54) **BUMPER FOR AN AUTOMOBILE**  
(75) Inventors: **Hideaki Iida**, Toyota (JP); **Shin Miyata**, Toyota (JP); **Nobuyuki Tomatsu**, Toyota (JP)

D637,945 S \* 5/2011 Nakagawa ..... D12/169  
D640,614 S 6/2011 Kumai et al.  
D640,958 S 7/2011 Yokoi et al.  
D656,871 S \* 4/2012 Fetherston et al. .... D12/169

(73) Assignee: **Toyota Jidosha Kabushiki Kaisha** (JP)

(\*\*) Term: **14 Years**

(21) Appl. No.: **29/415,826**

(22) Filed: **Mar. 14, 2012**

**Related U.S. Application Data**

(62) Division of application No. 29/388,458, filed on Mar. 29, 2011.

**Foreign Application Priority Data**

Oct. 6, 2010 (JP) ..... 2010-023943  
Oct. 6, 2010 (JP) ..... 2010-023944

(51) **LOC (9) Cl.** ..... **12-16**

(52) **U.S. Cl.** ..... **D12/163**

(58) **Field of Classification Search** ..... D12/163,  
D12/196, 171, 169, 216, 90-92, 86; 180/68.1,  
180/68.6; 296/193.11

See application file for complete search history.

(56) **References Cited**

**U.S. PATENT DOCUMENTS**

D619,514 S 7/2010 Syouji et al.  
D620,850 S 8/2010 Sakae et al.  
D630,978 S \* 1/2011 Koshino et al. .... D12/169  
D635,067 S \* 3/2011 Kozai et al. .... D12/169  
D637,533 S 5/2011 Miyazawa et al.

**OTHER PUBLICATIONS**

Lexus, Lexus CT200h, [http://www.netcarshow.com/lexus/2011-ct\\_200h/800x600/wallpaper\\_23.htm](http://www.netcarshow.com/lexus/2011-ct_200h/800x600/wallpaper_23.htm), available at least as early as 2010.  
Audi, Audi A6, [http://www.netcarshow.com/audi/2009-a6/800x600/wallpaper\\_09.htm](http://www.netcarshow.com/audi/2009-a6/800x600/wallpaper_09.htm), available at least as early as 2009.

\* cited by examiner

*Primary Examiner* — Melody N Brown

(74) *Attorney, Agent, or Firm* — SAIDMAN DesignLaw Group

(57) **CLAIM**

The ornamental design for a bumper for an automobile, as shown and described.


**DESCRIPTION**

FIG. 1 is a front perspective view of a bumper for an automobile showing our new design;  
FIG. 2 is a front view thereof;  
FIG. 3 is a rear view thereof;  
FIG. 4 is a top view thereof;  
FIG. 5 is a bottom view thereof;  
FIG. 6 is a left side view thereof; and,  
FIG. 7 is a right side view thereof.


The claimed design is indicated by the relatively dark portions in the figures, while the relatively light grey grille portions are environmental and form no part of the claimed design.

The white areas in the drawings represent through holes.

**1 Claim, 4 Drawing Sheets**

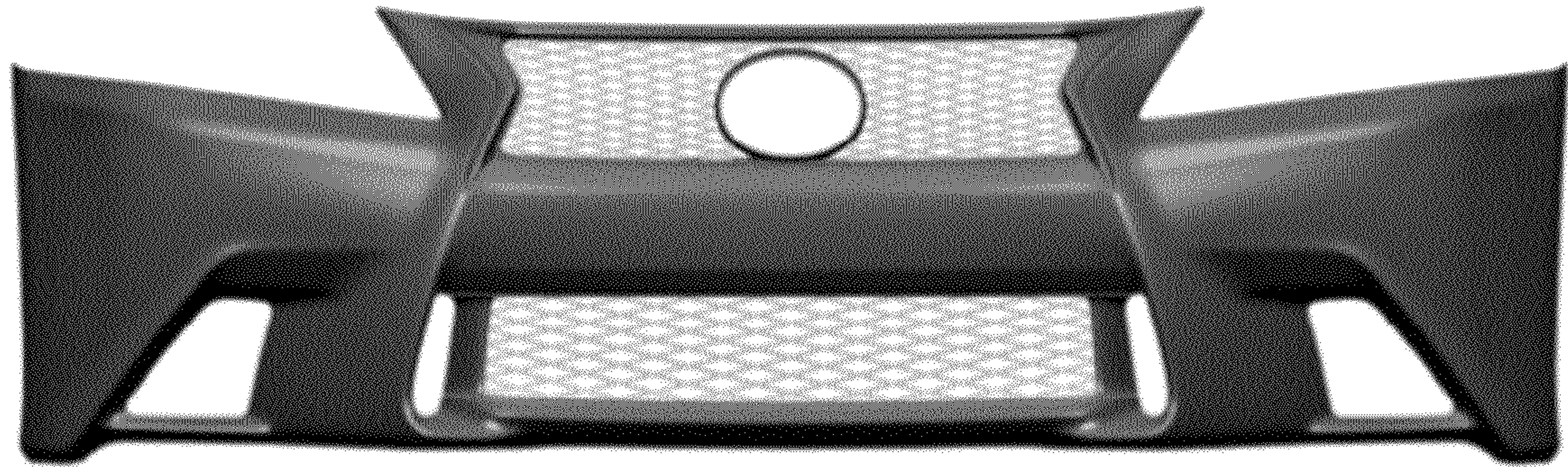




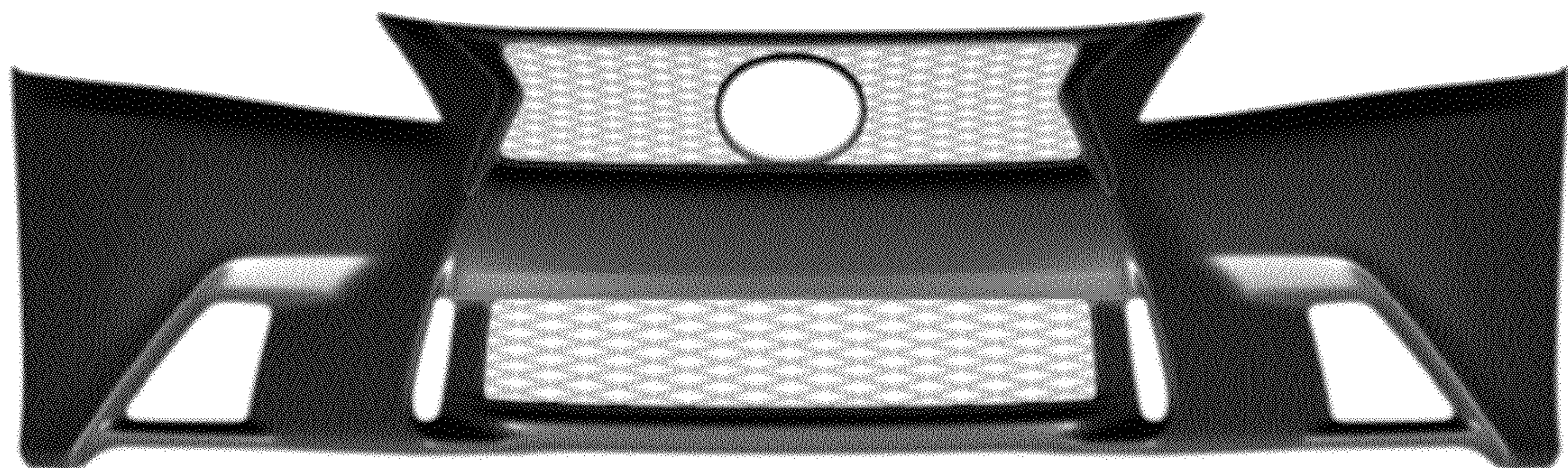


*Fig. 1*






*Fig. 2*



*Fig. 3*







*Fig. 4*



*Fig. 5*



***Fig. 6***



***Fig. 7***