



US00D666116S

(12) **United States Design Patent**
Liberman et al.

(10) **Patent No.:** **US D666,116 S**

(45) **Date of Patent:** **** Aug. 28, 2012**

(54) **GEAR HEART NECKLACE**

(75) Inventors: **Rachel Liberman**, Short Hills, NJ (US);
Julie Liberman, Short Hills, NJ (US);
Lucas Taylor, Easton, PA (US)

(73) Assignee: **Kinekt Design, LLC**, Livingston, NJ
(US)

(**) Term: **14 Years**

(21) Appl. No.: **29/420,763**

(22) Filed: **May 11, 2012**

(51) **LOC (9) Cl.** **11-01**

(52) **U.S. Cl.** **D11/7; D11/56**

(58) **Field of Classification Search** D11/1-25,
D11/26, 40-44, 56, 79-86; 63/1.11, 3.1,
63/3.2, 12, 13, 15, 15.1-15.4, 15.45, 15.5,
63/15.6, 18, 19

See application file for complete search history.

(56) **References Cited**

U.S. PATENT DOCUMENTS

D177,106 S *	3/1956	Katz	D11/69
D236,644 S *	9/1975	Stowe	D11/83
D261,742 S *	11/1981	McTighe et al.	D11/56
D346,827 S *	5/1994	Wolff	D20/22
6,532,766 B1	3/2003	Chia et al.		
D542,165 S *	5/2007	Ayr-Popowski	D10/106.1
D553,539 S *	10/2007	Arasheben et al.	D11/83
D572,154 S *	7/2008	Daas	D10/68
7,393,113 B2	7/2008	Damran		
7,950,117 B2	5/2011	Elhaj		
D639,199 S *	6/2011	Liberman et al.	D11/26
D657,282 S *	4/2012	dos Santos Villar Filho	D11/56

OTHER PUBLICATIONS

http://www.examiner.com/images/blog/EXID432/images/Steampunk_GEAR_HEART_Pendant126k.jpg.
http://www.xylocopa.com/files/productimages/IMG_0302-4.jpg.
<http://www.stanislausimports.com/upfile/proimage/STL131.jpg>.
http://www.etsy.com/listing/39859657/tick-tock-clockwork-heart-necklace?ref=sr_gallery_19&ga_search_query=steampunks+necklace&ga_search_type=handmade&ga_page=5&includes%5B0%5D=tags&includes%5B1%5D=title.

* cited by examiner

Primary Examiner — Cathron Brooks

Assistant Examiner — Melanie Pellegrini

(74) *Attorney, Agent, or Firm* — Spriegei & Associates, LLC

(57) **CLAIM**

The ornamental design for a gear heart necklace, as shown and described.

DESCRIPTION

FIG. 1 is a perspective view of a gear heart necklace showing our new design;

FIG. 2 is a front view of the gear heart necklace shown in FIG. 1;

FIG. 3 is a rear view of the gear heart necklace shown in FIG. 1;

FIG. 4 is a right side view of the gear heart necklace shown in FIG. 1;

FIG. 5 is a left side view of the gear heart necklace shown in FIG. 1;

FIG. 6 is a top view of the gear heart necklace assembly shown in FIG. 1; and,

FIG. 7 is a bottom view of the gear heart necklace shown in FIG. 1.

1 Claim, 7 Drawing Sheets





FIG-1



FIG-2



FIG-3




FIG-4


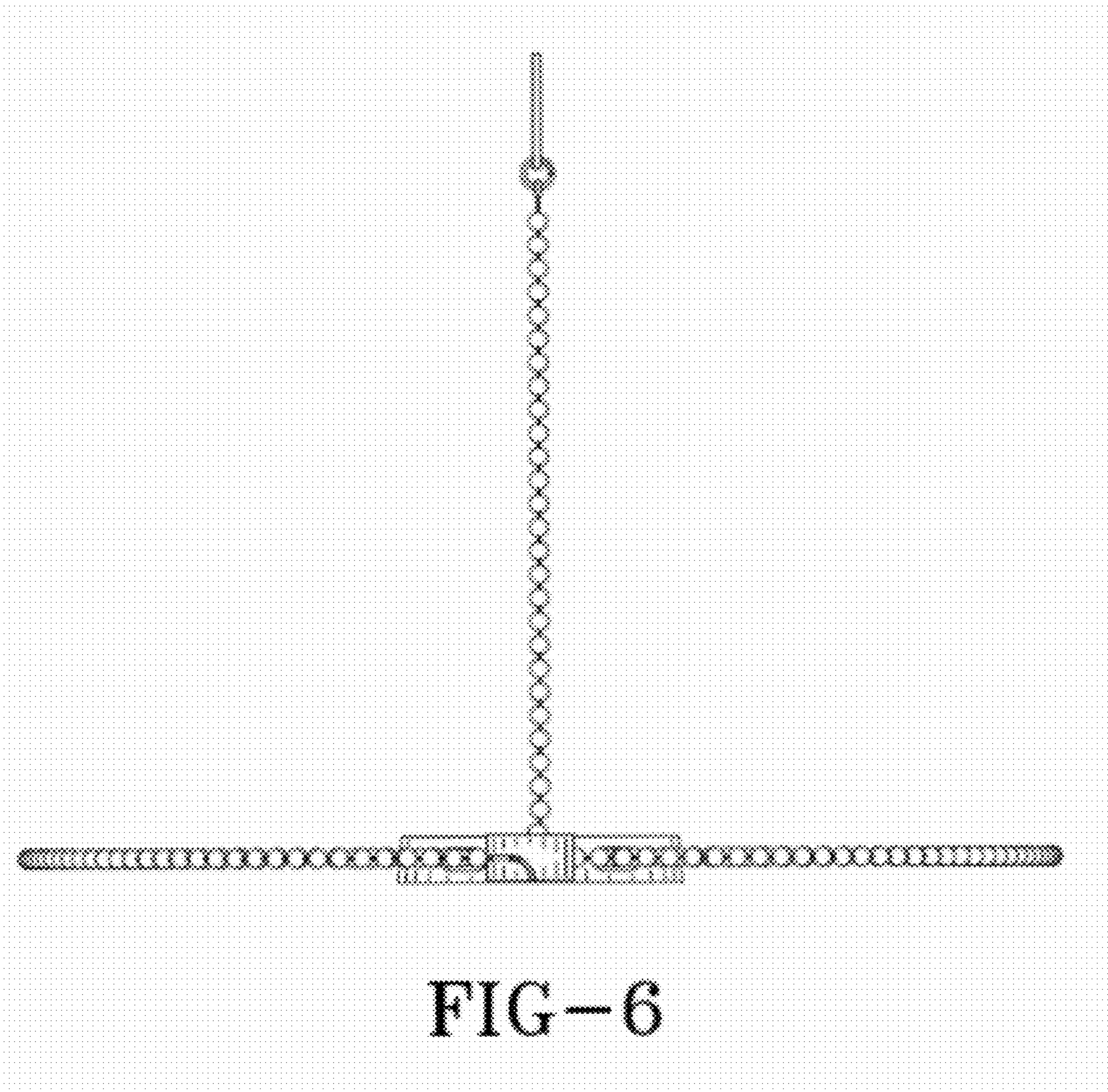


FIG-5



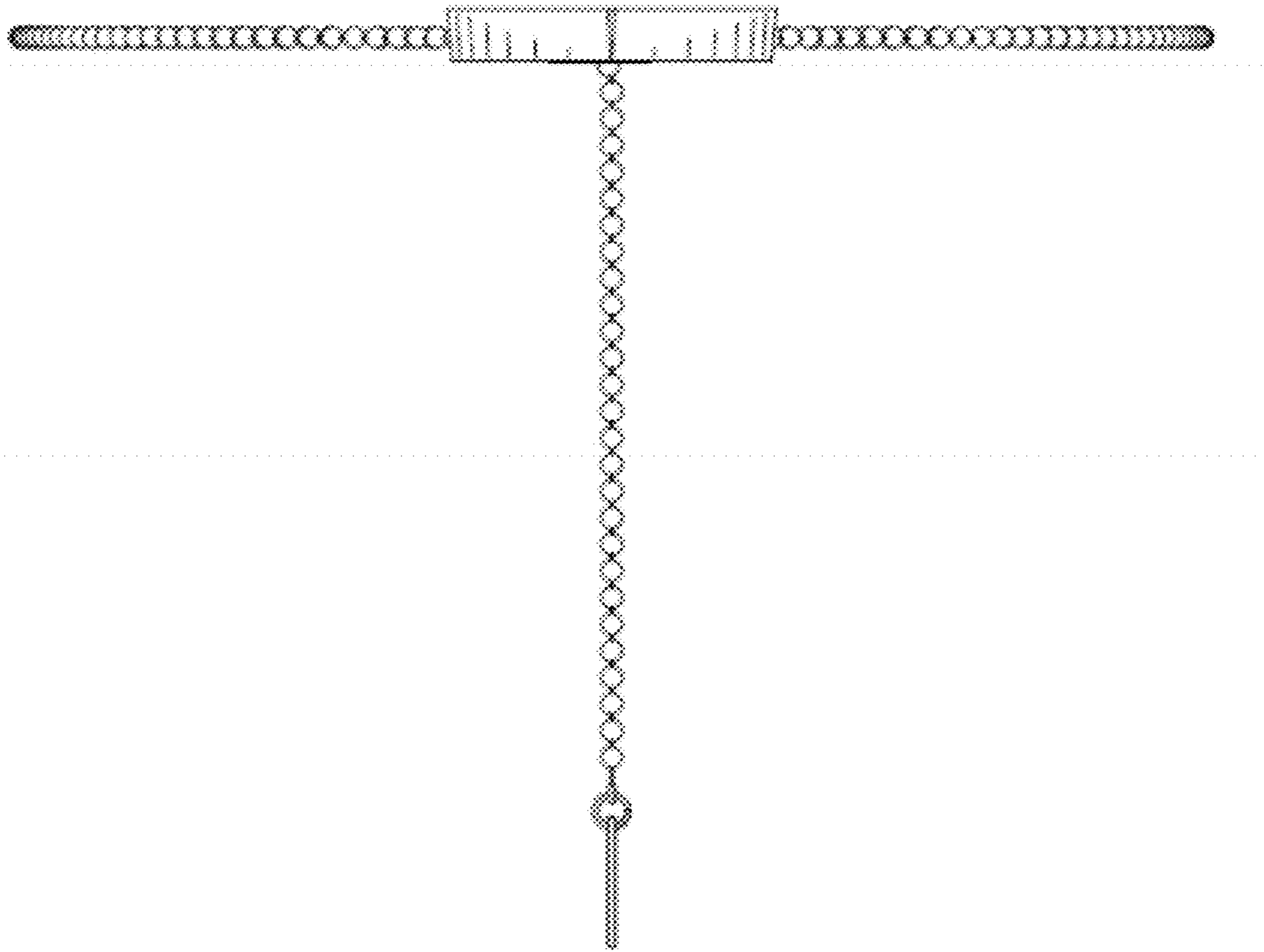


FIG-7