

US00D666115S

(12) **United States Design Patent**
Calvani

(10) **Patent No.:** **US D666,115 S**

(45) **Date of Patent:** **** *Aug. 28, 2012**

(54) **WATCH DIAL**

(75) Inventor: **Maria Cristina Calvani**, Coligny (CH)

(73) Assignee: **Rolex Watch U.S.A., Inc.**, New York, NY (US)

(*) Notice: This patent is subject to a terminal disclaimer.

(**) Term: **14 Years**

(21) Appl. No.: **29/343,381**

(22) Filed: **Sep. 11, 2009**

(30) **Foreign Application Priority Data**

Mar. 13, 2009 (CH) 135924

(51) **LOC (9) Cl.** **10-07**

(52) **U.S. Cl.** **D10/126**

(58) **Field of Classification Search** D10/122-132,
D10/30-39, 6; D5/37; 368/223, 80, 228,
368/232

See application file for complete search history.

(56) **References Cited**

U.S. PATENT DOCUMENTS

D14,162 S *	8/1883	Diolot	D10/124
D66,077 S *	11/1924	Conant	D10/126
D168,756 S *	2/1953	Odzer	D5/37
D215,785 S *	10/1969	Clementi	D5/37
D215,911 S *	11/1969	Clementi	D5/37
D255,151 S *	5/1980	Woon	D5/37

D345,937 S *	4/1994	Kaneko	D10/126
D346,128 S *	4/1994	Ono	D10/126
D351,361 S *	10/1994	Itoh	D10/126
D351,565 S *	10/1994	Ito	D10/126
D432,023 S *	10/2000	Fox	D10/2
D488,077 S *	4/2004	Bitetto	D10/39
D491,820 S *	6/2004	Bitetto	D10/39
D506,875 S *	7/2005	Del Solar	D5/37
D512,226 S *	12/2005	Simoni et al.	D5/37
D524,181 S *	7/2006	Nataf	D10/126
D572,016 S *	7/2008	Kim et al.	D5/37
D630,440 S *	1/2011	Reisenthel	D5/37
D634,551 S *	3/2011	Colella et al.	D5/37

* cited by examiner

Primary Examiner — Lucy Lieberman

(74) *Attorney, Agent, or Firm* — Sughrue Mion, PLLC

(57) **CLAIM**

The ornamental design for a watch dial, as shown and described.

DESCRIPTION

FIG. 1 is a front view of the watch dial according to the present invention;

FIG. 2 is a first side view thereof;

FIG. 3 is a second side view thereof;

FIG. 4 rear view thereof;


FIG. 5 is a third side view thereof;

FIG. 6 is a fourth side view thereof; and,

FIG. 7 is a front perspective view thereof.

Broken lines are used in the drawings to show features that are not being claimed, and thus form no part of the claimed invention.

1 Claim, 3 Drawing Sheets






FIG. 1

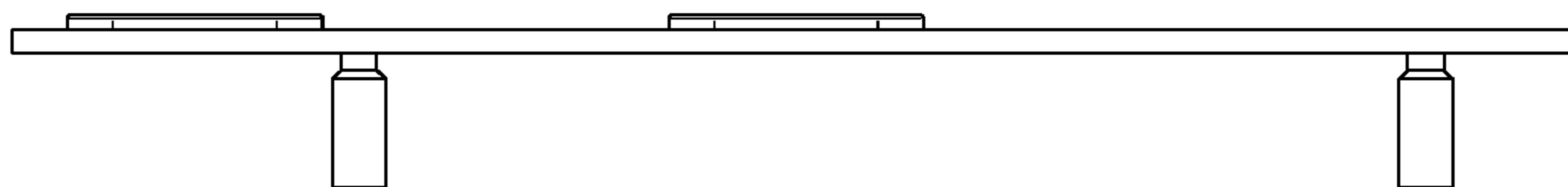


FIG. 2

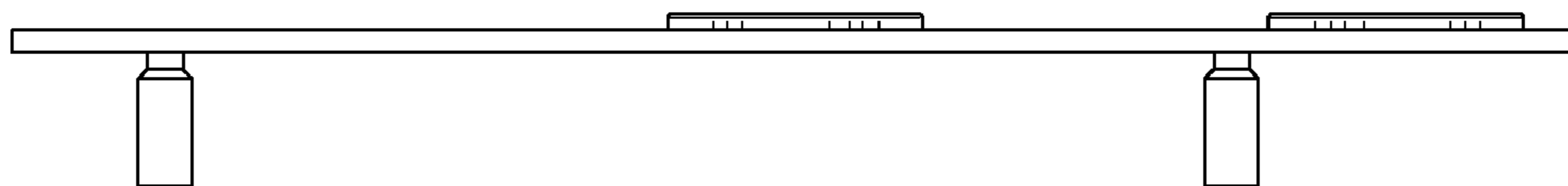


FIG. 3

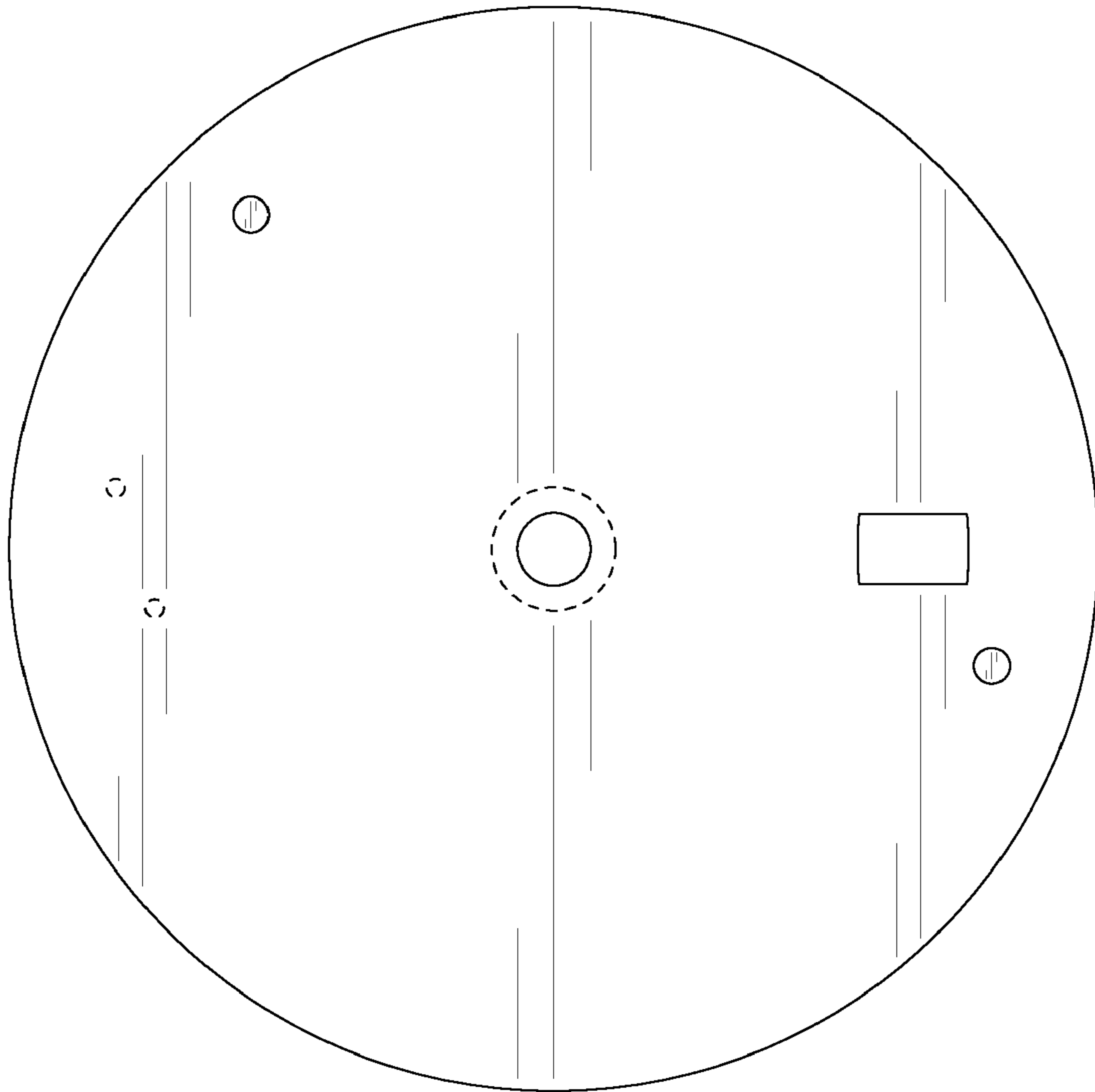


FIG. 4

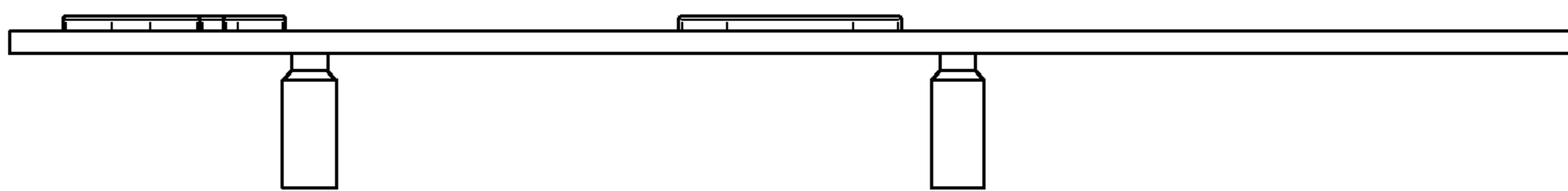


FIG. 5

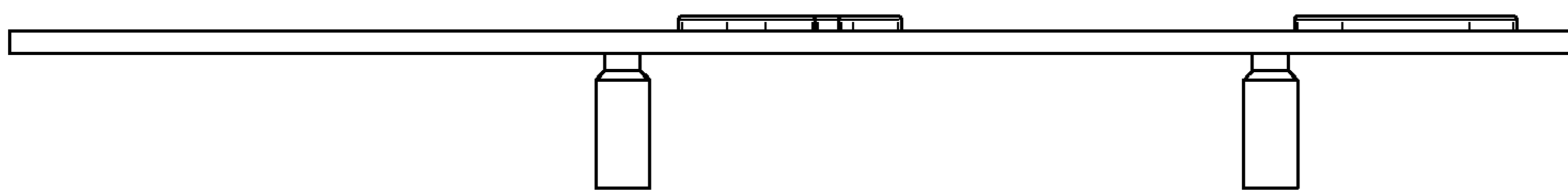


FIG. 6




FIG. 7