



US00D666113S

(12) **United States Design Patent**  
**Kwartler et al.**

(10) **Patent No.:** **US D666,113 S**

(45) **Date of Patent:** **\*\* Aug. 28, 2012**

(54) **HAND-HELD CURRENT SENSING DEVICE**

(75) Inventors: **Anatol Kwartler**, Silver Lake, OH (US);  
**Brian Bacin**, Mansfield, OH (US)

(73) Assignee: **The Will-Burt Company**, Orrville, OH (US)

(\*\*) Term: **14 Years**

(21) Appl. No.: **29/388,024**

(22) Filed: **Mar. 23, 2011**

(51) **LOC (9) Cl.** ..... **10-04**

(52) **U.S. Cl.** ..... **D10/78**

(58) **Field of Classification Search** ..... D10/78;

324/555, 66, 72, 754, 114, 115, 141, 145,

324/156, 508, 72.5, 556, 133, 149, 503, 543;

340/635, 687, 654; 379/21; 73/866.5

See application file for complete search history.

(56) **References Cited**

**U.S. PATENT DOCUMENTS**

D351,562 S \* 10/1994 Moffatt et al. .... D10/78

D407,031 S \* 3/1999 Bourgeois et al. .... D10/78

D408,307 S \* 4/1999 Blye ..... D10/78

D472,827 S \* 4/2003 Harju et al. .... D10/78

7,208,932 B1 \* 4/2007 Chun ..... 324/72.5

D600,575 S \* 9/2009 Janky ..... D10/78

D642,564 S \* 8/2011 Busri et al. .... D10/78

\* cited by examiner

*Primary Examiner* — Antoine D Davis

(74) *Attorney, Agent, or Firm* — Fay Sharpe LLP

(57) **CLAIM**

We claim the ornamental design for a hand-held current sensing device, as shown and described.

**DESCRIPTION**

FIG. 1 is a perspective view of a hand-held current sensing device of the present invention;

FIG. 2 is a side view thereof;

FIG. 3 is a first end view thereof;

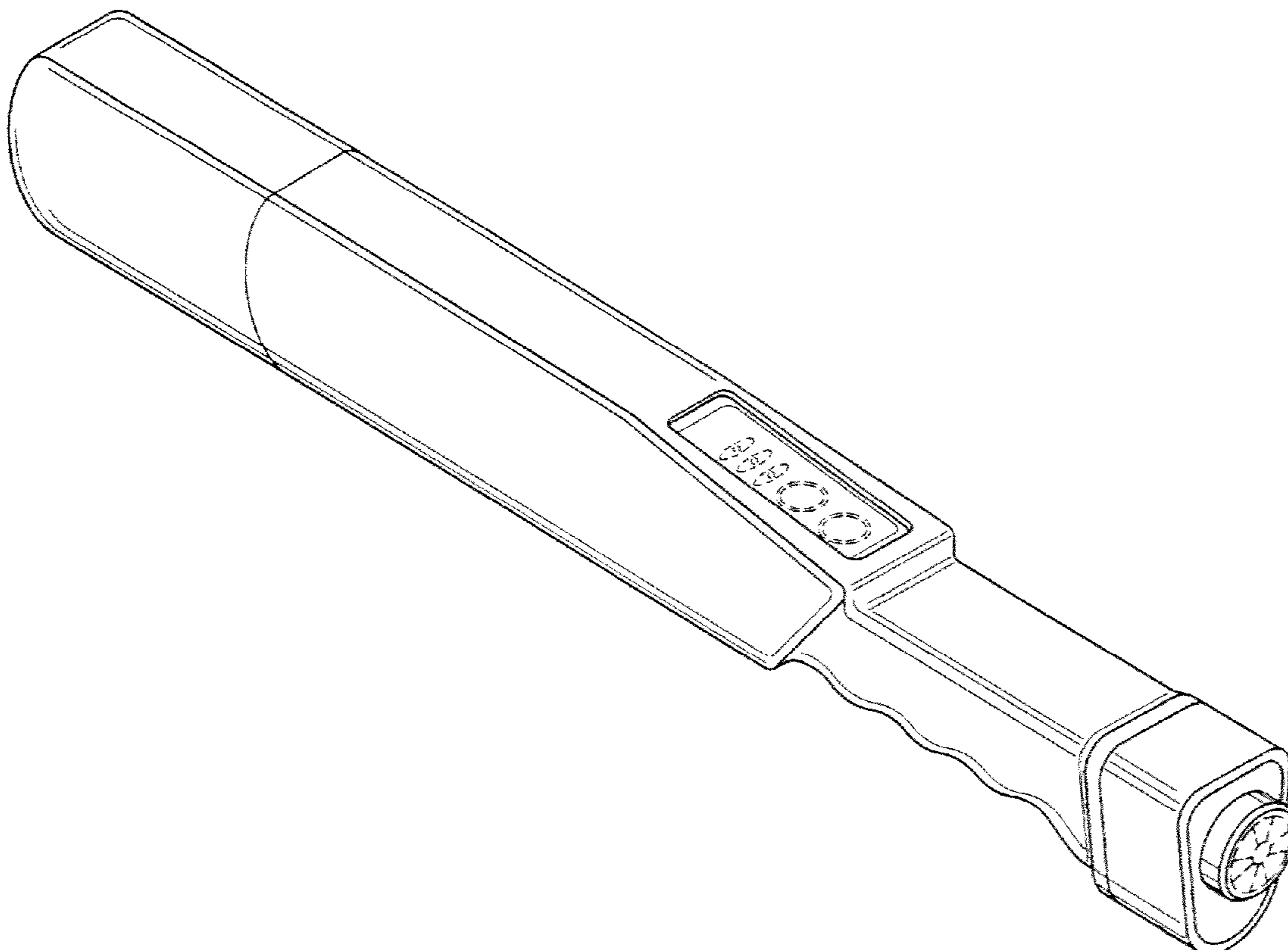
FIG. 4 is a second end view thereof;

FIG. 5 is a top view thereof; and,

FIG. 6 is a bottom view thereof.

The broken line disclosure of a display portion and a circular outer end portion is for illustrative purposes only and forms no part of the claimed design.

**1 Claim, 3 Drawing Sheets**



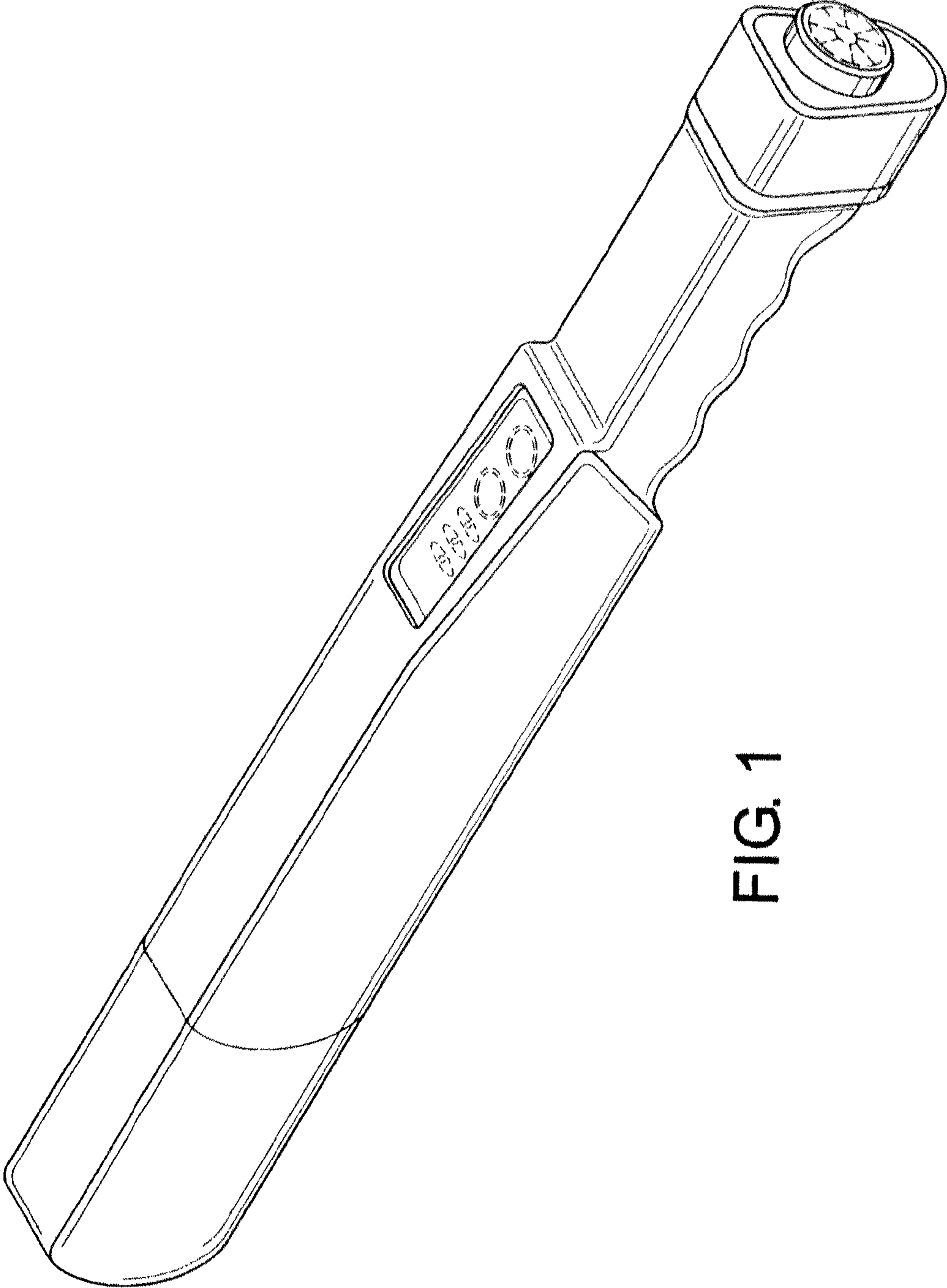


FIG. 1

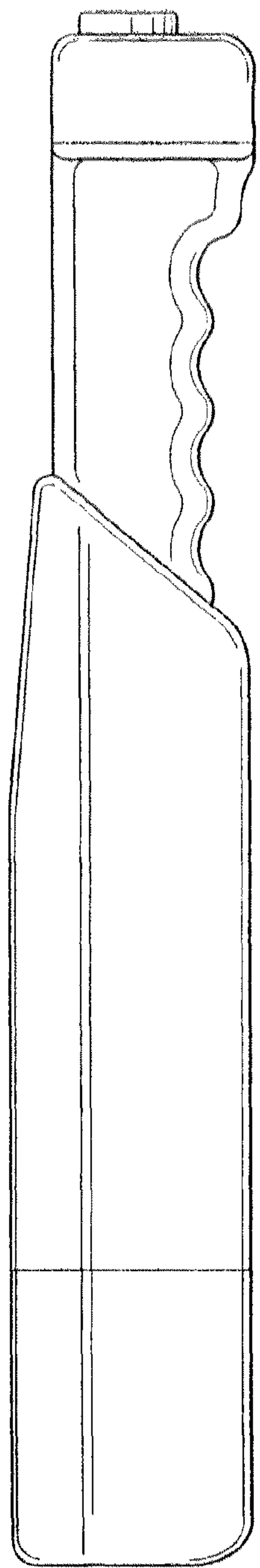


FIG. 2

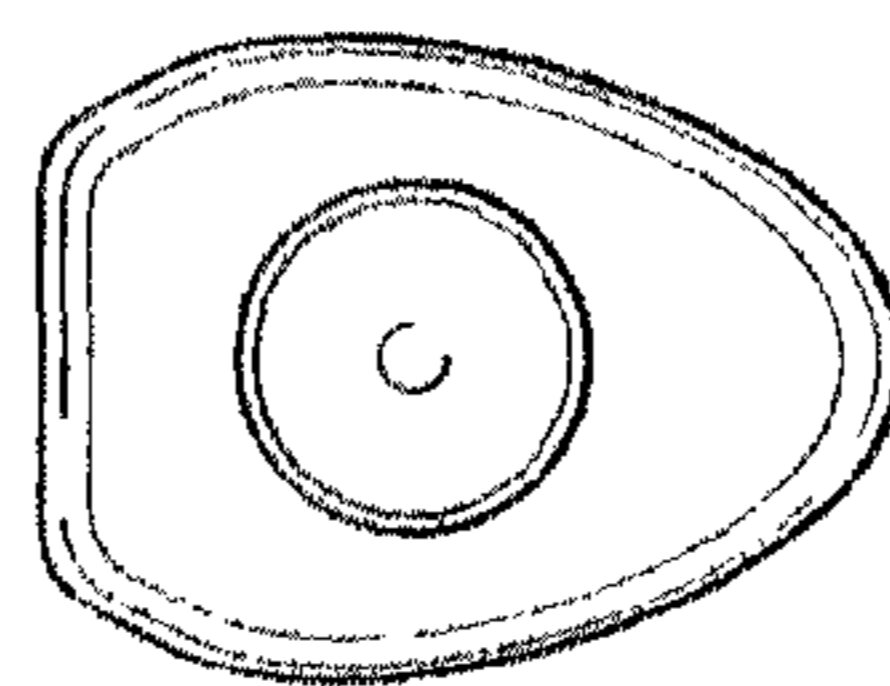


FIG. 3

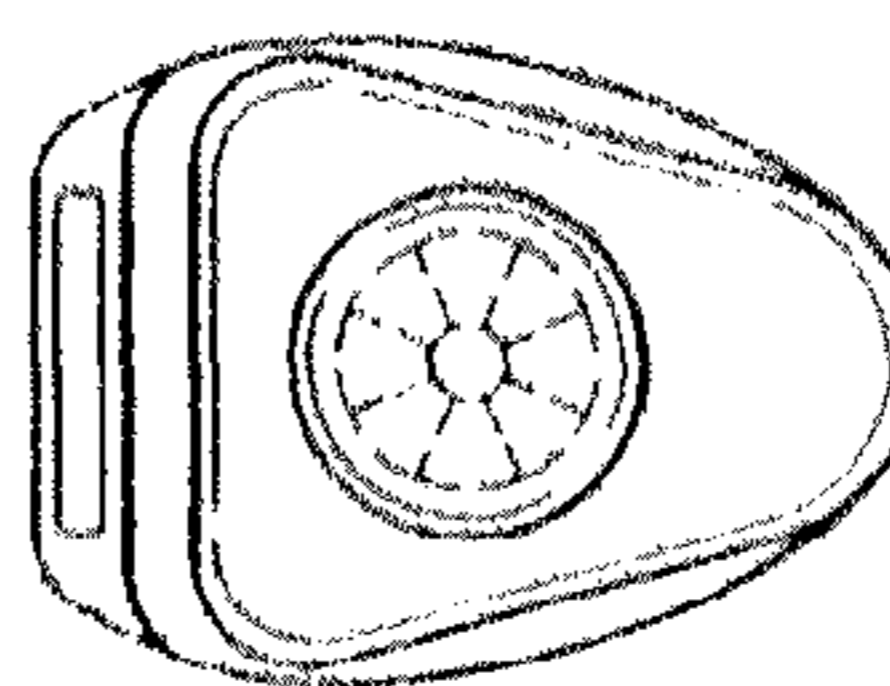


FIG. 4

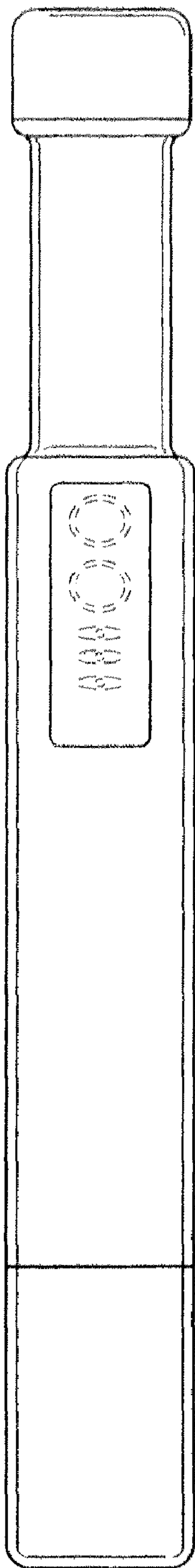


FIG. 5




FIG. 6