



US00D666107S

(12) **United States Design Patent**  
**Blachford et al.**

(10) **Patent No.:** **US D666,107 S**

(45) **Date of Patent:** **\*\* Aug. 28, 2012**

(54) **BOTTLE**

(75) Inventors: **Marcus Blachford**, Warwick (GB);  
**Peter Kay**, Warwick (GB)

(73) Assignee: **Reckitt & Colman (Overseas) Limited**,  
Slough, Berkshire (GB)

(\*\*) Term: **14 Years**

(21) Appl. No.: **29/377,829**

(22) Filed: **Oct. 26, 2010**

(30) **Foreign Application Priority Data**

Apr. 29, 2010 (EP) ..... 001702184-0001

(51) **LOC (9) Cl.** ..... **09-01**

(52) **U.S. Cl.** ..... **D9/682**

(58) **Field of Classification Search** ..... D9/682-694,  
D9/516-575, 434-436, 447-450; 222/129,  
222/135, 153.01, 153.03, 153.04, 153.09,  
222/153.11-153.14, 182, 631, 635, 209,  
222/211-213, 215, 321.7-321.9, 372, 373,  
222/378, 379, 383.1, 384-386, 398, 400.7,  
222/400.8, 401, 402.1-402.25; 215/379-384;  
220/669-675

See application file for complete search history.

(56) **References Cited**

**U.S. PATENT DOCUMENTS**

D200,019 S \* 1/1965 Gould ..... D9/522  
D220,562 S \* 4/1971 Quintel ..... D9/529  
D224,643 S \* 8/1972 Mascia et al. .... D9/773  
D251,111 S \* 2/1979 Furlong et al. .... D9/549  
D338,828 S \* 8/1993 Segati ..... D9/694

D392,561 S \* 3/1998 Markey et al. .... D9/521  
D521,873 S \* 5/2006 Ross ..... D9/691  
D539,665 S \* 4/2007 Haubert et al. .... D9/686  
D557,146 S \* 12/2007 Penfold et al. .... D9/690  
D591,164 S \* 4/2009 Ribadeneira Mejia  
et al. .... D9/682  
D618,554 S \* 6/2010 Bruscha et al. .... D9/550  
D634,637 S \* 3/2011 Gentil ..... D9/522  
2005/0205605 A1 \* 9/2005 Clapper ..... 222/113

**FOREIGN PATENT DOCUMENTS**

CN 301082489 \* 12/2009  
GB 2049520 \* 1/1996  
GB 3009831 \* 12/2003

\* cited by examiner

*Primary Examiner* — Catherine Tuttle

(74) *Attorney, Agent, or Firm* — Ryan A. Schneider;  
Troutman Sanders LLP

(57) **CLAIM**

The ornamental design for a bottle, as shown and described.

**DESCRIPTION**

FIG. 1 is a perspective view of the bottle showing our new design;

FIG. 2 is a front view thereof;

FIG. 3 is a back view thereof;

FIG. 4 is a left side view thereof;

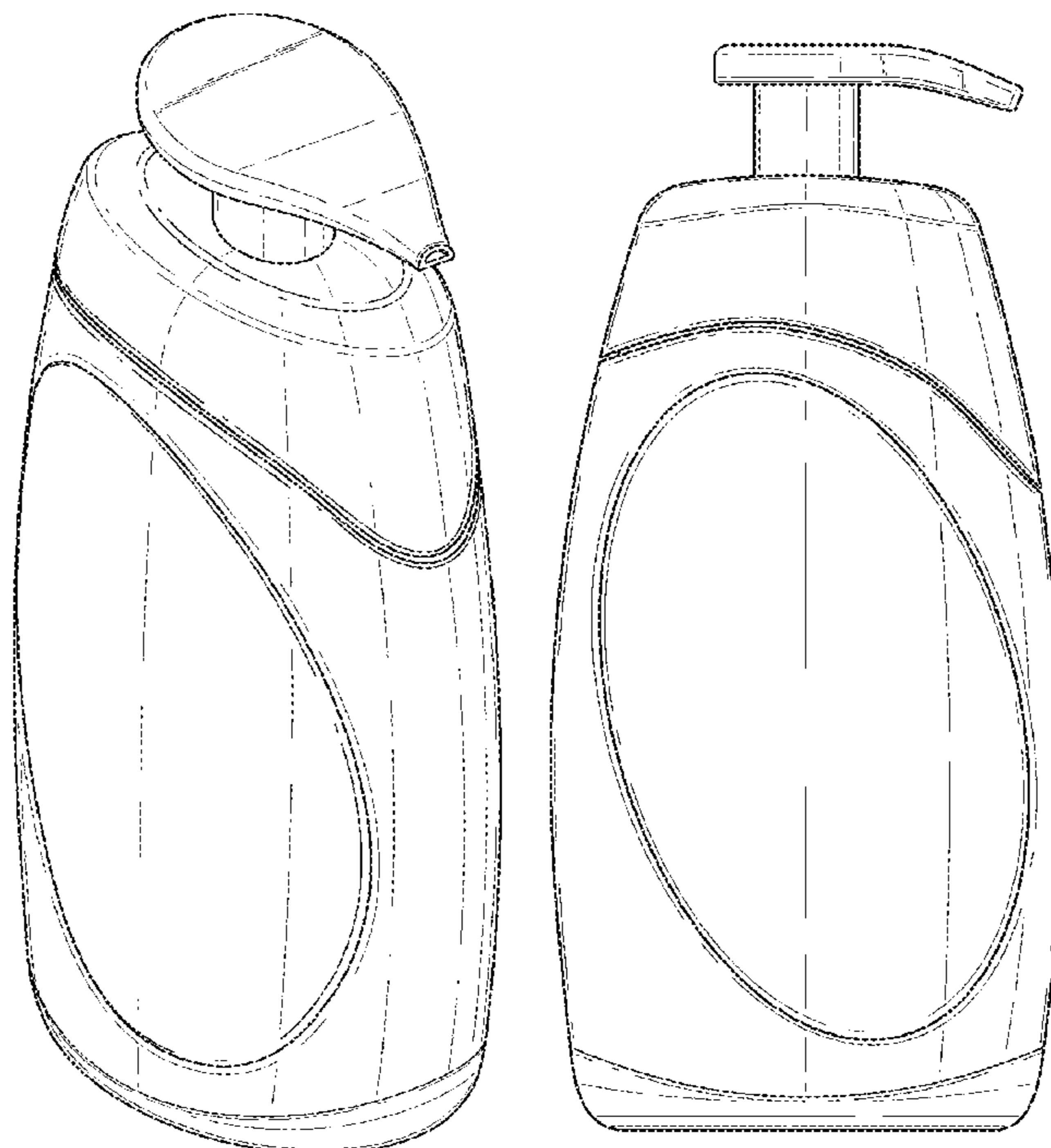
FIG. 5 is right side view thereof;

FIG. 6 is a top view thereof; and,

FIG. 7 is a bottom view thereof.

The broken lines are included for the purpose of illustrating a portion of the bottle that forms no part of the claimed design.

**1 Claim, 5 Drawing Sheets**



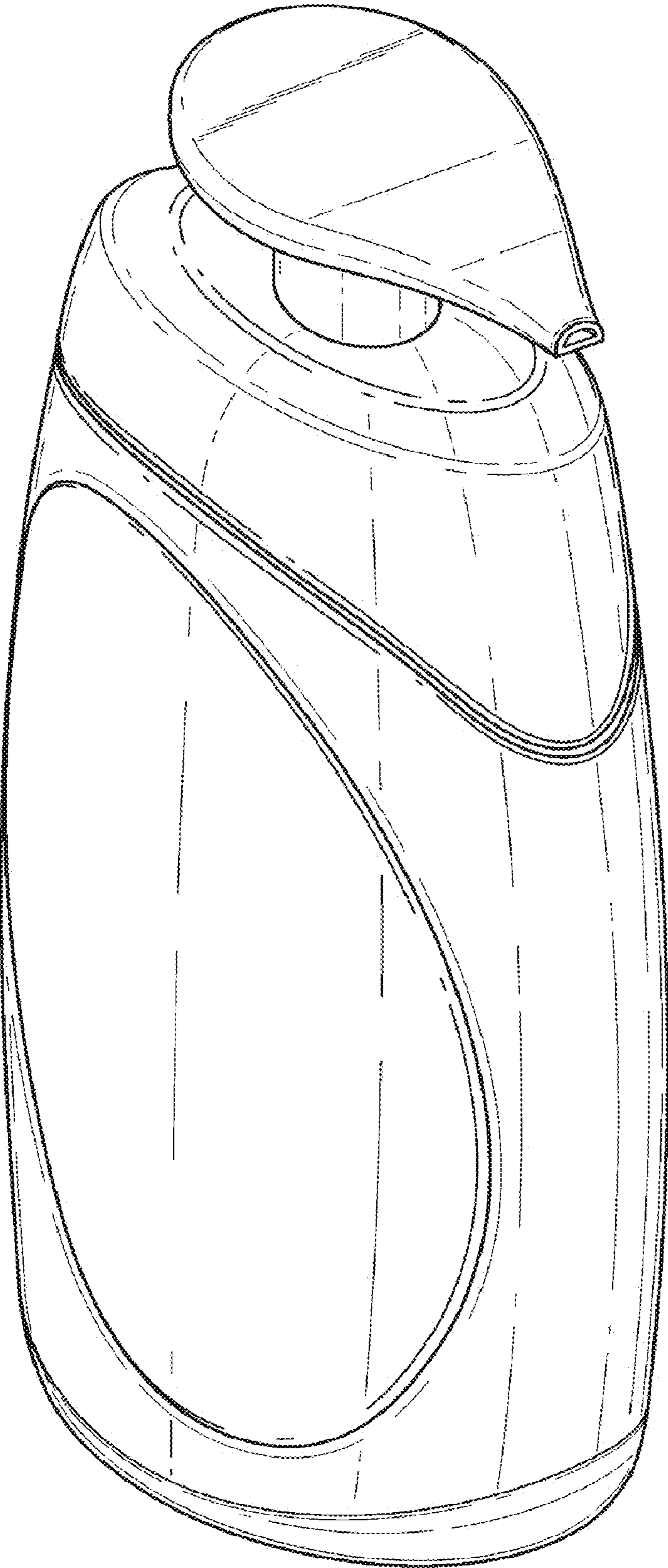


Fig. 1.

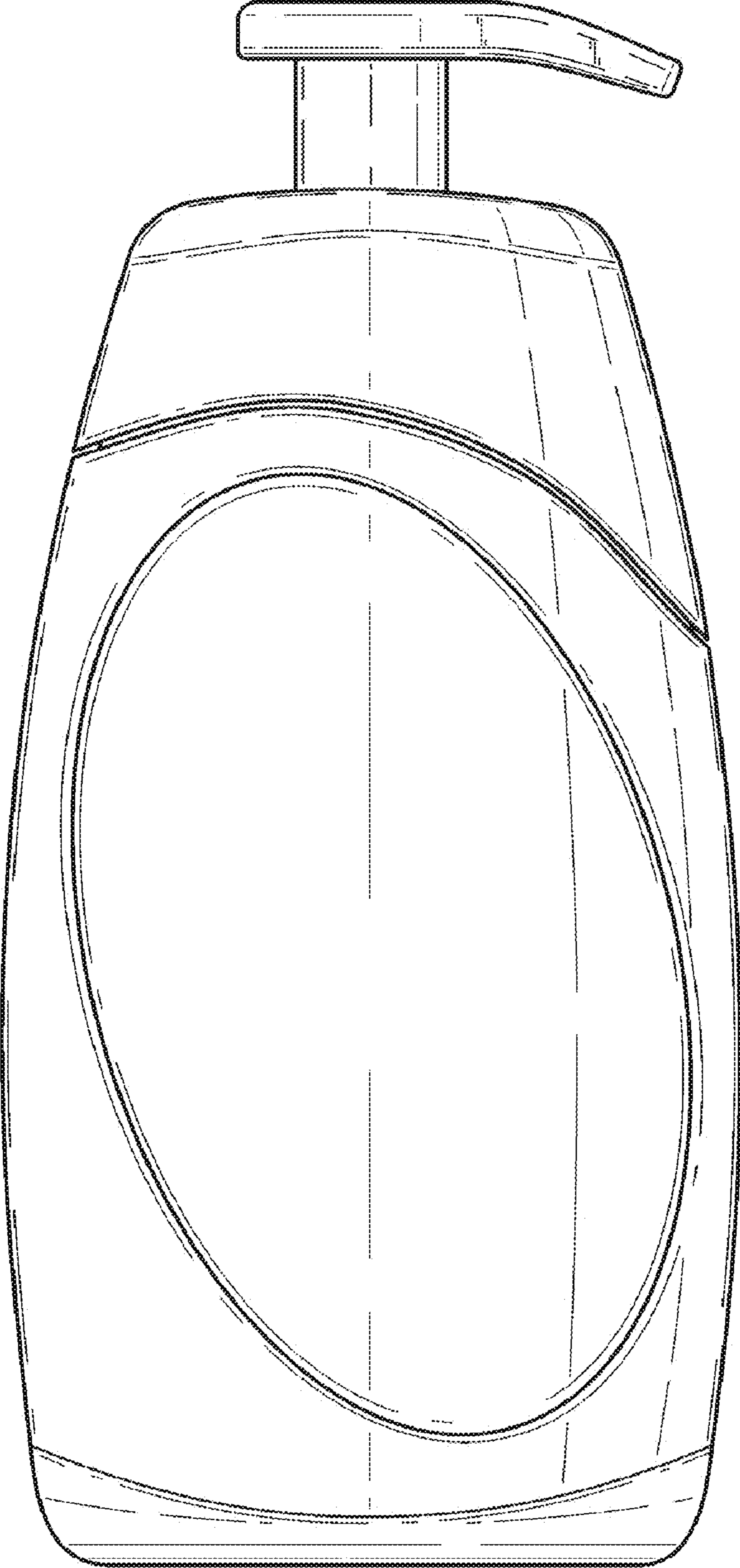


Fig.2.



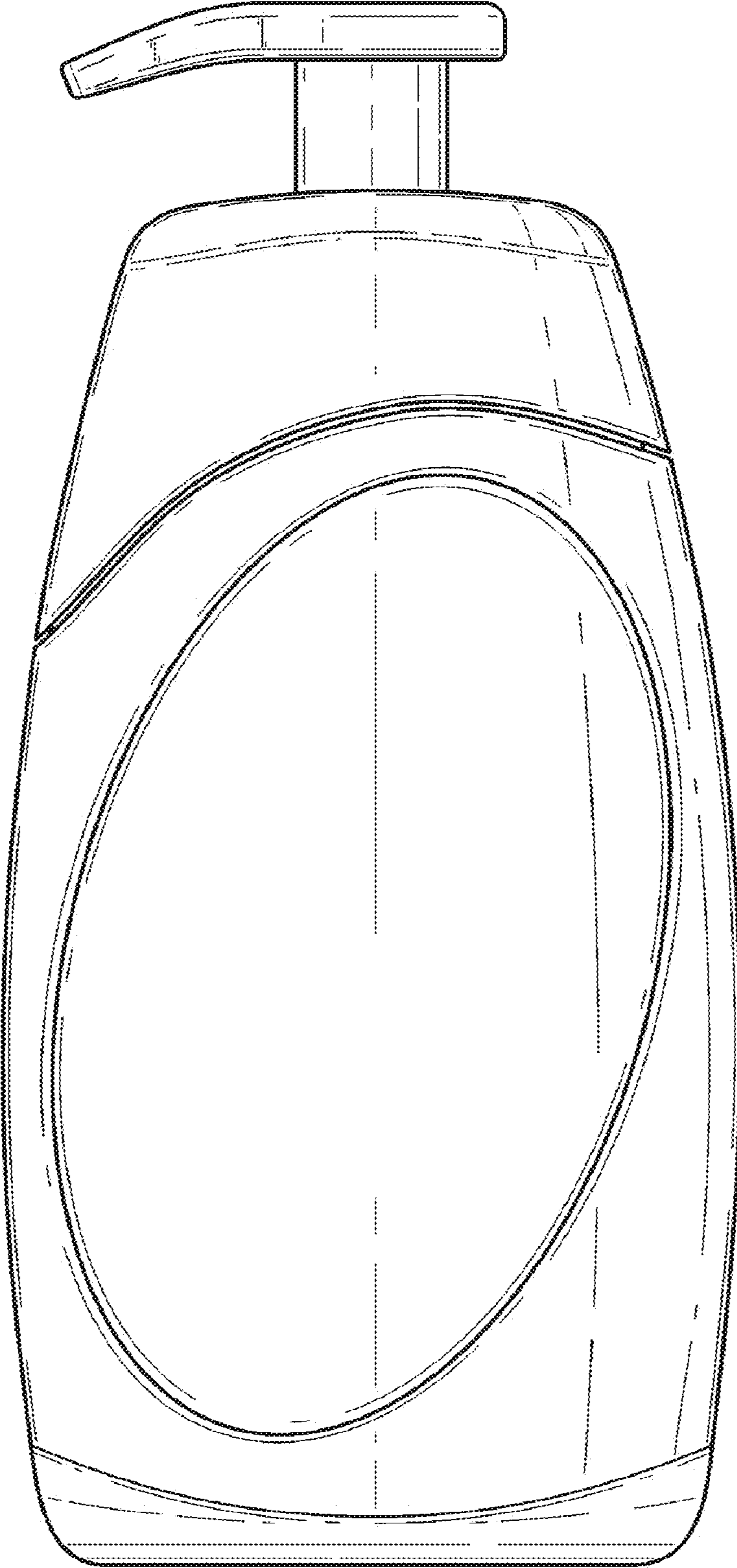


Fig.3.

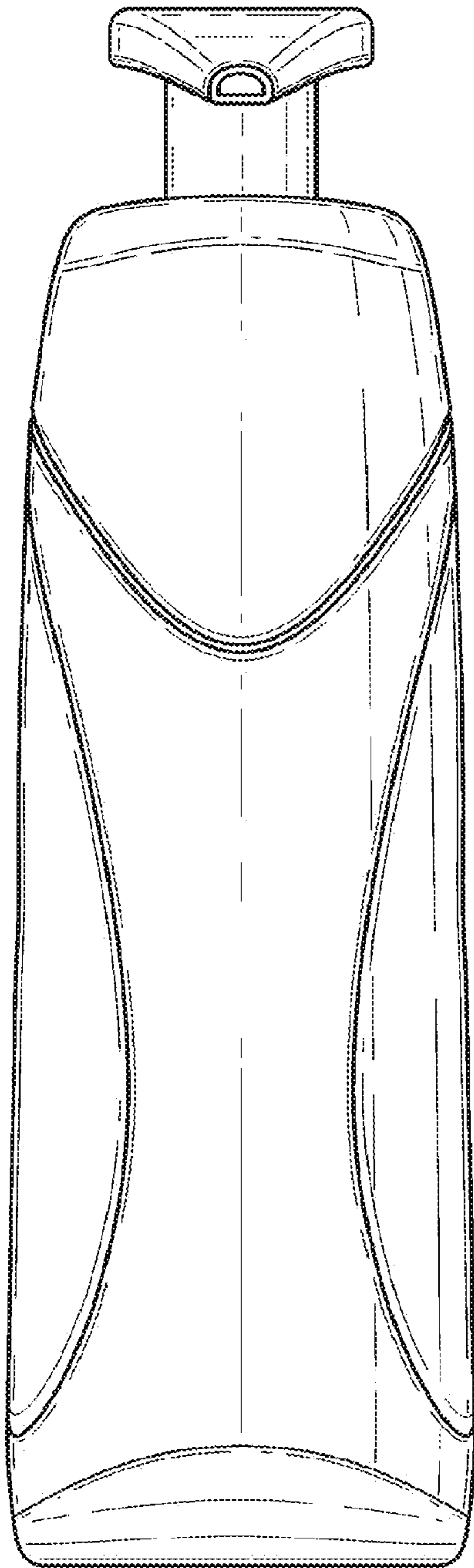


Fig.4.

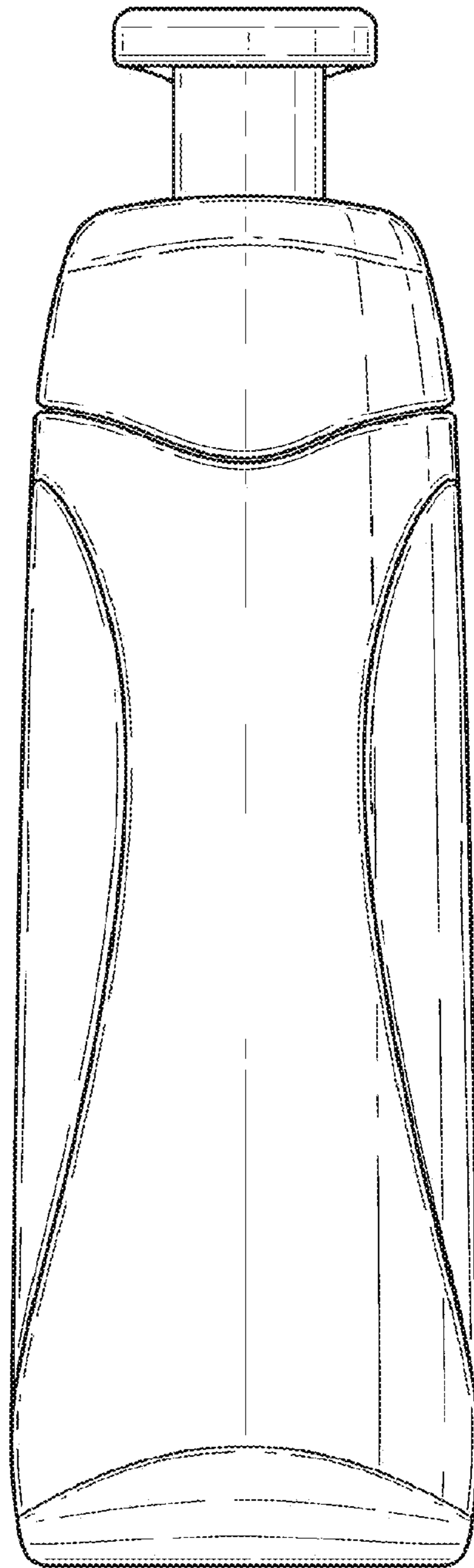


Fig.5.

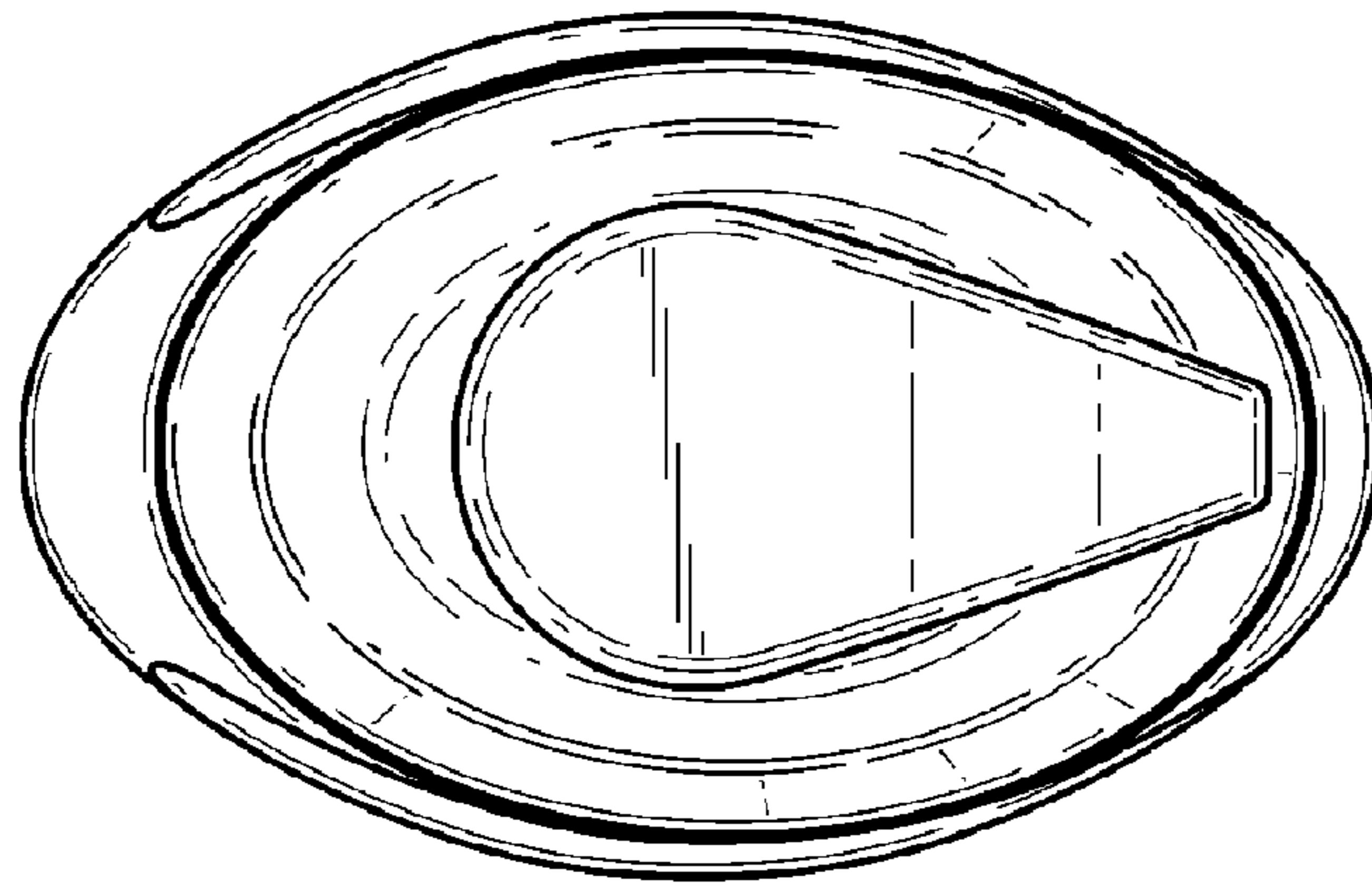


Fig.6.

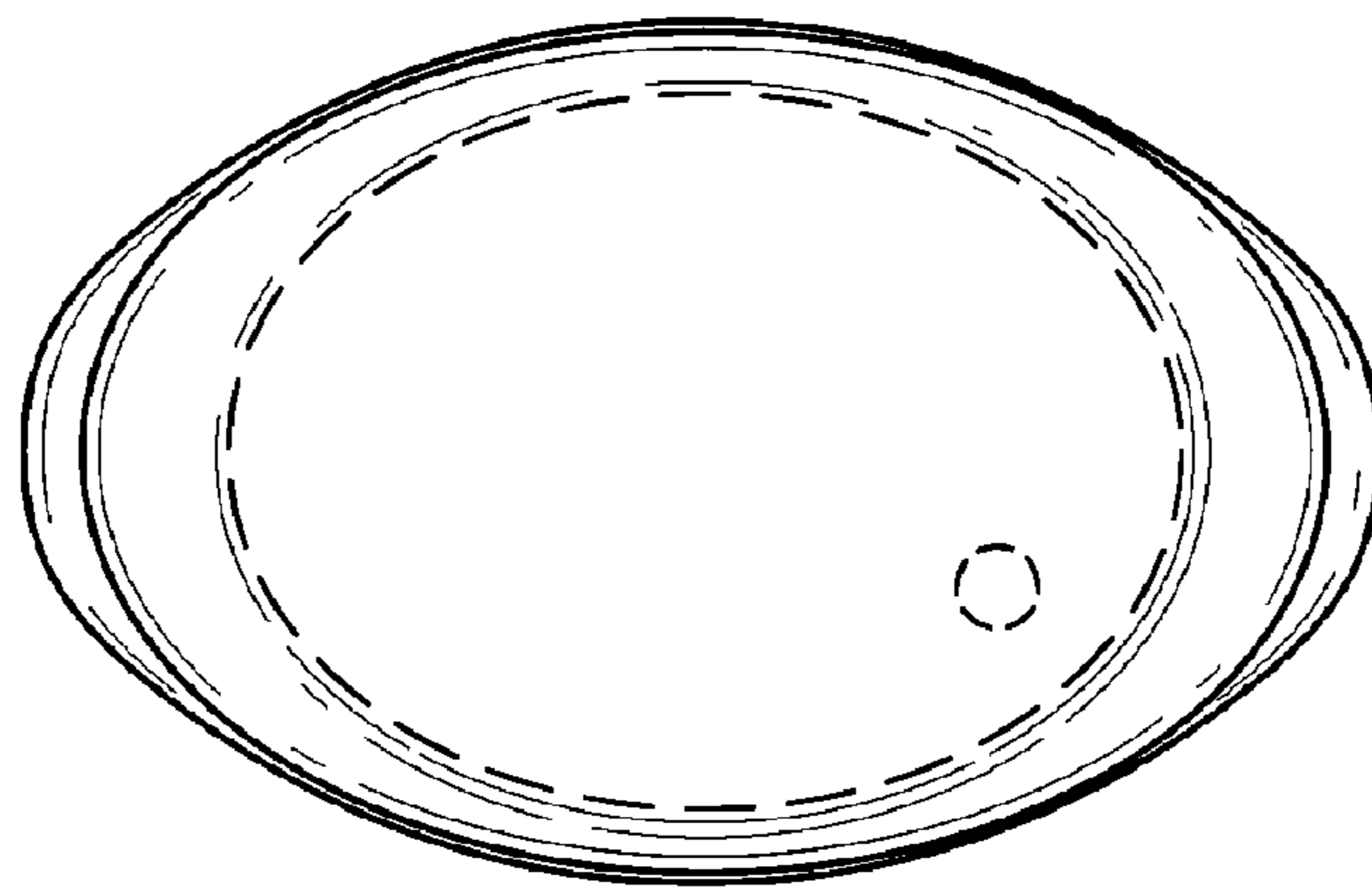


Fig.7.