

US00D666089S

(12) **United States Design Patent**
Armstrong et al.

(10) **Patent No.:** **US D666,089 S**

(45) **Date of Patent:** **** Aug. 28, 2012**

(54) **PACKAGING**

(75) Inventors: **Mark Armstrong**, Gwynedd (GB); **Dale Mark Nicholls**, Mitchum (GB); **Terry Xu**, Shanghai (CN); **Johnny Xu**, Shanghai (CN); **Ronald Menno Victor Wienia**, Shanghai (CN)

(73) Assignee: **Koninklijke Philips Electronics N.V.**, Eindhoven (NL)

(**) Term: **14 Years**

(21) Appl. No.: **29/399,378**

(22) Filed: **Aug. 12, 2011**

(30) **Foreign Application Priority Data**

Feb. 14, 2011 (EM) 001821034-0001

(51) **LOC (9) Cl.** **09-03**

(52) **U.S. Cl.** **D9/415**

(58) **Field of Classification Search** D9/715,
D9/718, 721, 722, 737, 414-436; 206/461-471,
206/278, 292, 722-728, 349-383, 457, 459.5,
206/775-783, 806, 822

See application file for complete search history.

(56) **References Cited**

U.S. PATENT DOCUMENTS

D180,763 S * 8/1957 Bond et al. D9/415
3,066,790 A * 12/1962 Armbruster 206/305
D212,076 S * 8/1968 Katz et al. D9/457
D214,241 S * 5/1969 Morgan D9/415
D305,000 S * 12/1989 Hernandez D9/415

D313,753 S * 1/1991 Nagasaka D9/415
D428,331 S * 7/2000 MacTavish D9/415
D466,405 S * 12/2002 Lee D9/415
D521,860 S * 5/2006 Lee et al. D9/415
D541,145 S * 4/2007 Copp D9/415
D556,564 S * 12/2007 Lee et al. D9/415
D618,539 S * 6/2010 Ruth D9/415
D618,541 S * 6/2010 Frommeyer et al. D9/415

FOREIGN PATENT DOCUMENTS

EM 000764642-0008 * 8/2007
EM 001204036-0001 * 4/2010
EM 001732041-0006 * 7/2010
EM 001801176-0001 * 1/2011
EM 001801176-0002 * 1/2011
EM 001801176-0003 * 1/2011
WO D049455-001 * 12/1999
WO D066517-001 * 7/2005
WO D068364-001 * 12/2006

* cited by examiner

Primary Examiner — Catherine Tuttle

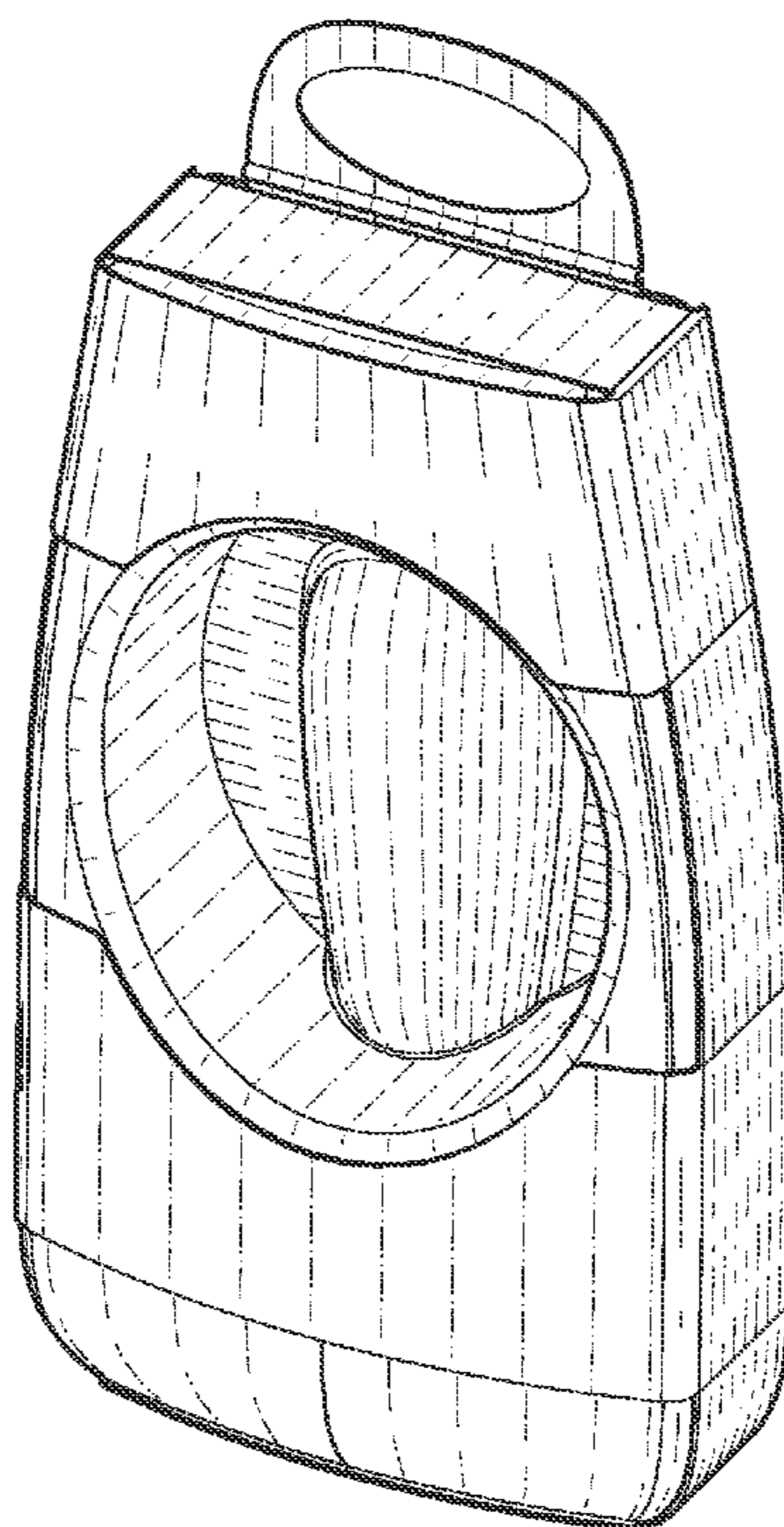
(57) **CLAIM**

The ornamental design for a packaging, as shown.

DESCRIPTION

FIG. 1 is a perspective view showing my design;
FIG. 2 is a front elevational view thereof;
FIG. 3 is a rear elevational view thereof;
FIG. 4 is a right side elevational view thereof;
FIG. 5 is a left side elevational view thereof;
FIG. 6 is a top plan view thereof; and,
FIG. 7 is a bottom plan view thereof.

1 Claim, 3 Drawing Sheets



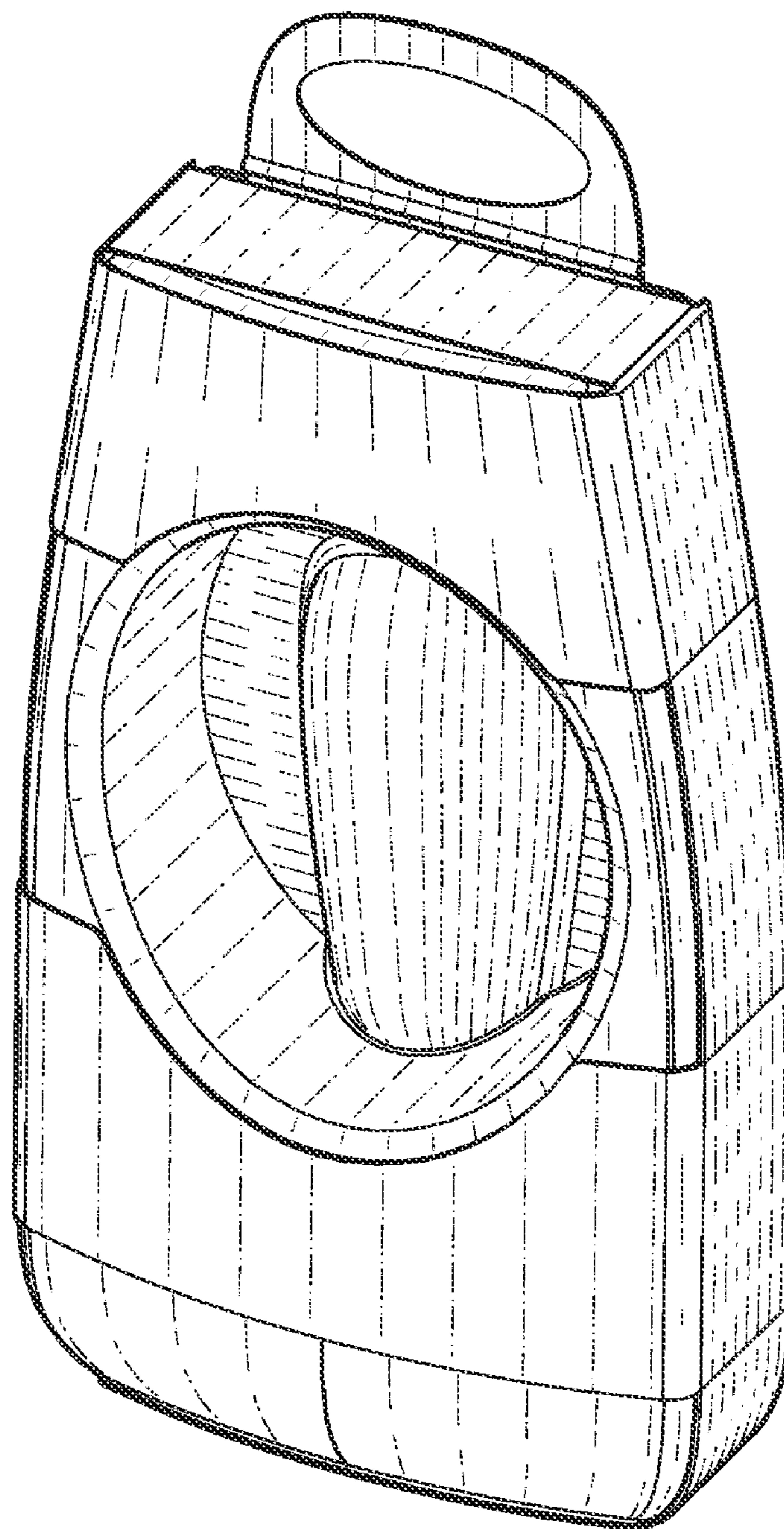


FIG. 1

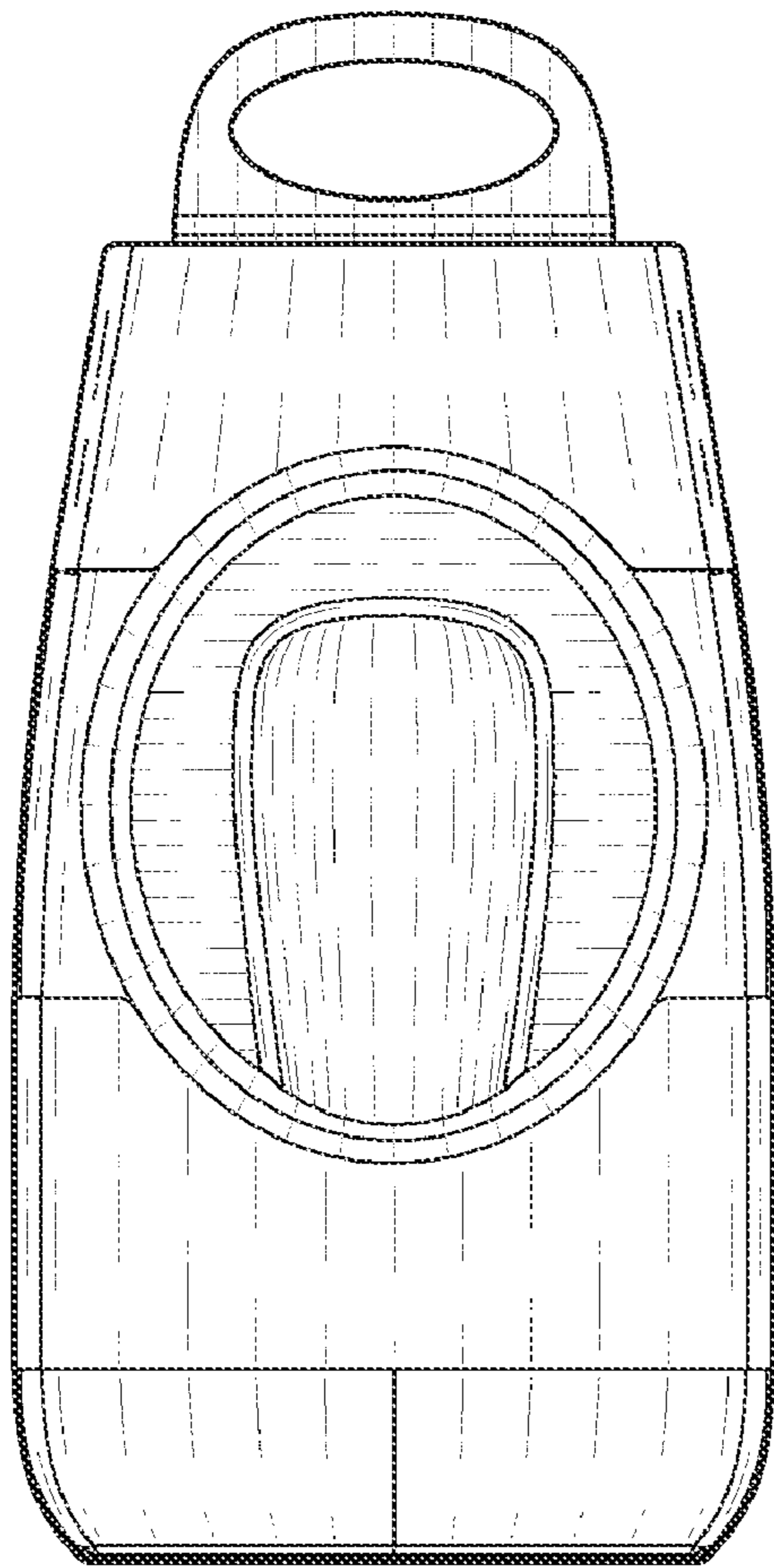


FIG. 2

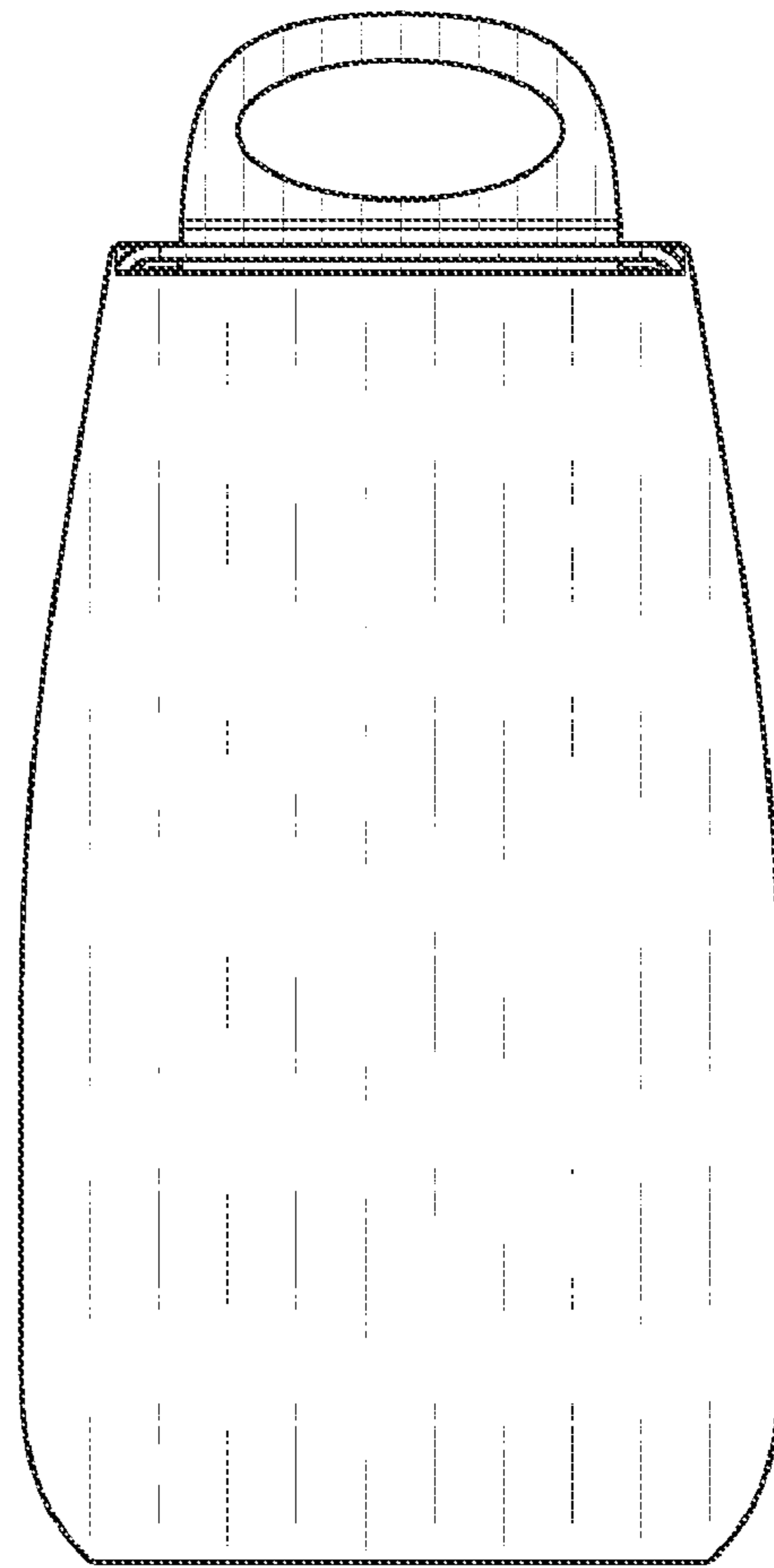


FIG. 3




FIG. 4




FIG. 5

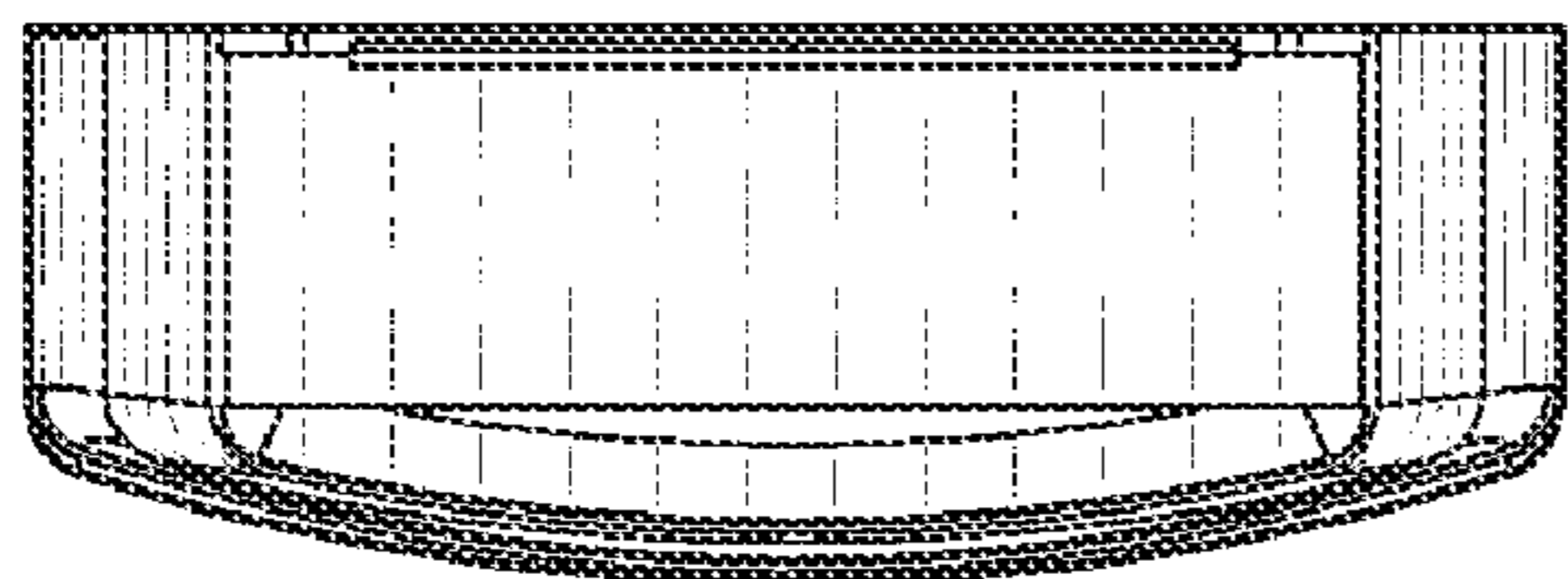


FIG. 6

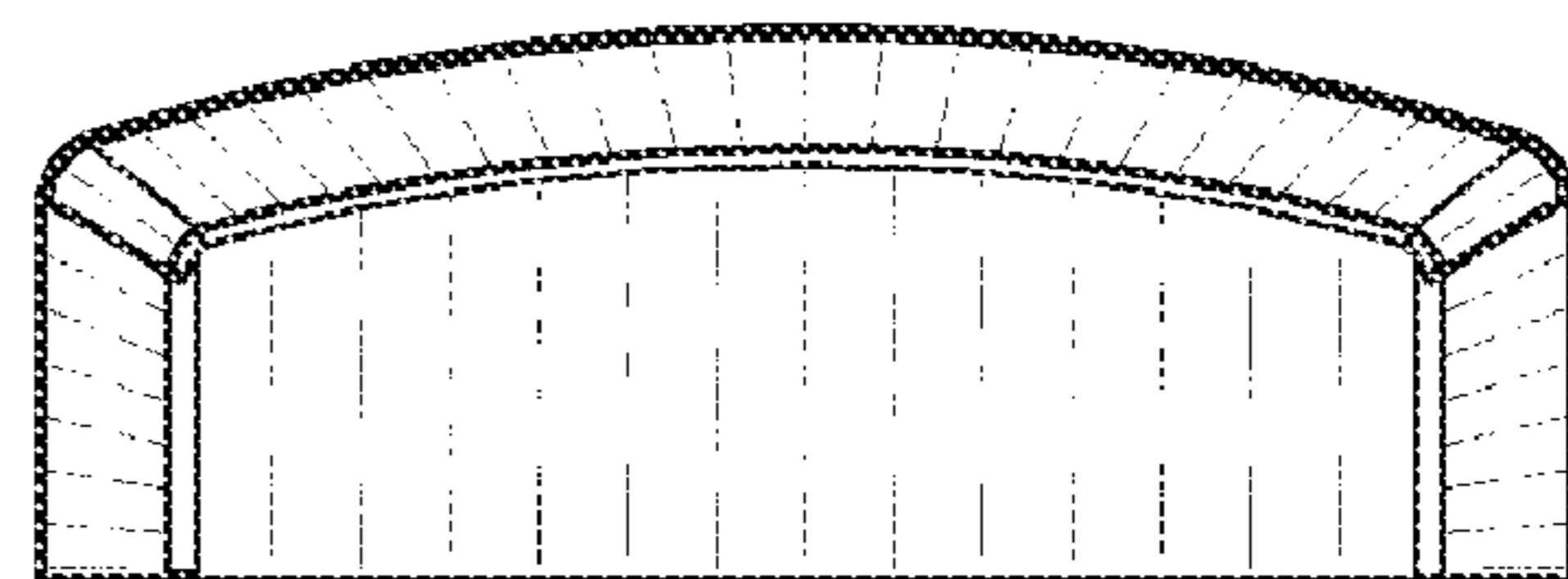


FIG. 7