



US00D666078S

(12) **United States Design Patent**
Foley et al.

(10) **Patent No.:** **US D666,078 S**

(45) **Date of Patent:** **** Aug. 28, 2012**

(54) **CONNECTOR FOR SECURING A CONCRETE WALL PANEL TO A CONCRETE FOUNDATION**

(76) Inventors: **Robert P. Foley**, Dayton, OH (US);
Terry J. Tincher, Oregonia, OH (US)

(**) Term: **14 Years**

(21) Appl. No.: **29/373,894**

(22) Filed: **Jun. 6, 2011**

(51) **LOC (9) Cl.** **08-05**

(52) **U.S. Cl.** **D8/354**

(58) **Field of Classification Search** D8/354,
D8/349, 382, 384, 385; 405/251, 252, 255,
405/230; 248/346.5; 249/83; 52/699, 250,
52/274, 285.2, 293.2, 293.3, 295-298, 708,
52/745.2, 745.21, 707, 170, 698, 689, 741.15,
52/378, 712

See application file for complete search history.

(56) **References Cited**

U.S. PATENT DOCUMENTS

804,451	A *	11/1905	Carlson	52/702
3,195,312	A *	7/1965	Rumsey, Jr.	405/287
3,334,455	A *	8/1967	Russell	52/126.4
4,202,149	A *	5/1980	Betrue, Sr.	52/699
4,338,757	A *	7/1982	Witschi et al.	52/699
5,092,097	A *	3/1992	Young	52/702
5,609,005	A *	3/1997	Schierloh et al.	
D378,986	S *	4/1997	Darula	D8/354

D576,472	S *	9/2008	Gaiardo	D8/354
7,509,777	B2 *	3/2009	Nakaki et al.	52/293.3
D599,190	S *	9/2009	Huang	D8/354
7,726,091	B2 *	6/2010	Frohlich et al.	52/707
D628,460	S *	12/2010	Seitz	D8/354
8,011,144	B2 *	9/2011	Compton	52/169.11
2005/0102924	A1 *	5/2005	Frohlich et al.	52/155

* cited by examiner

Primary Examiner — Mark Goodwin

(74) *Attorney, Agent, or Firm* — Jacox, Meckstroth & Jenkins

(57) **CLAIM**

The ornamental design of a connector for securing a concrete wall panel to a concrete foundation, as shown and described.

DESCRIPTION

FIG. 1 is a perspective view of a connector for securing a concrete wall panel to a concrete foundation showing our new design;

FIG. 2 is a side view thereof, the opposite side view being a mirror image;

FIG. 3 is a front view thereof;

FIG. 4 is a rear view thereof;

FIG. 5 is a top view thereof; and,

FIG. 6 is a bottom view thereof.

1 Claim, 2 Drawing Sheets

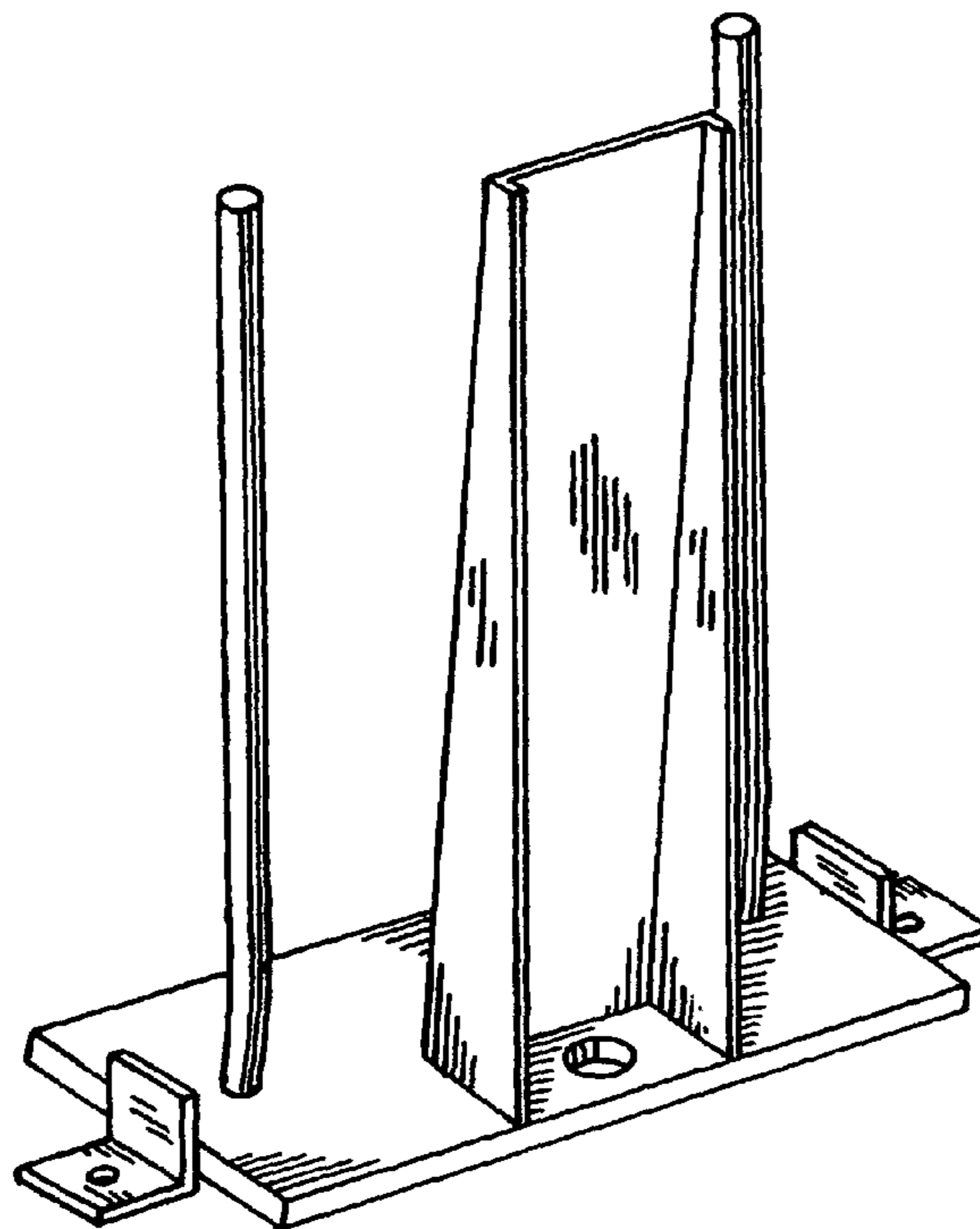


FIG. 1

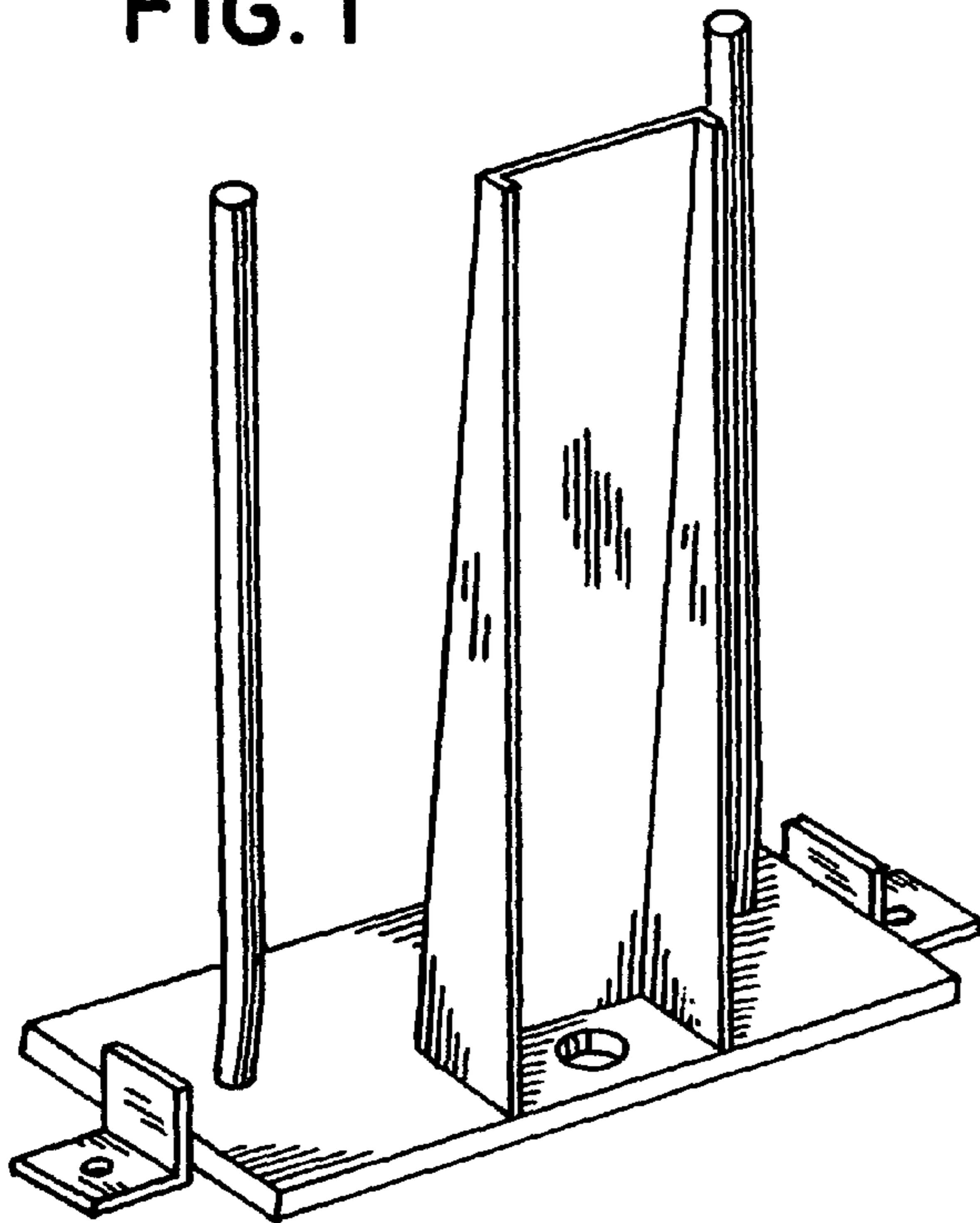


FIG. 2

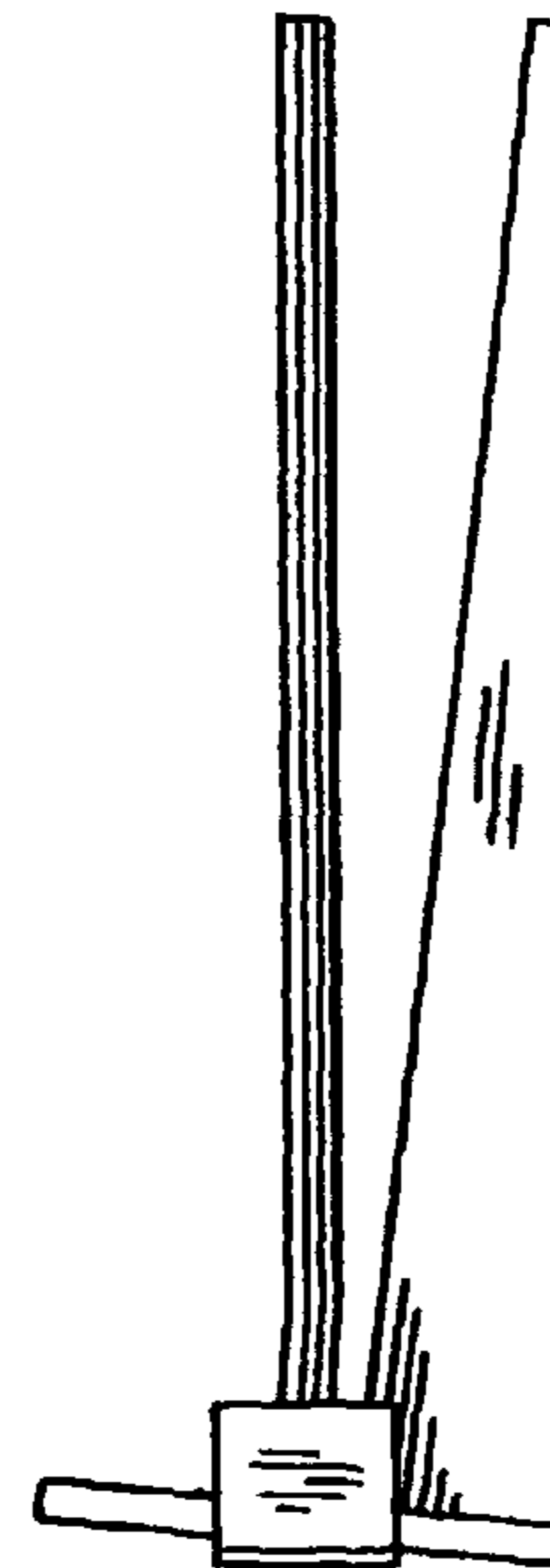


FIG. 3

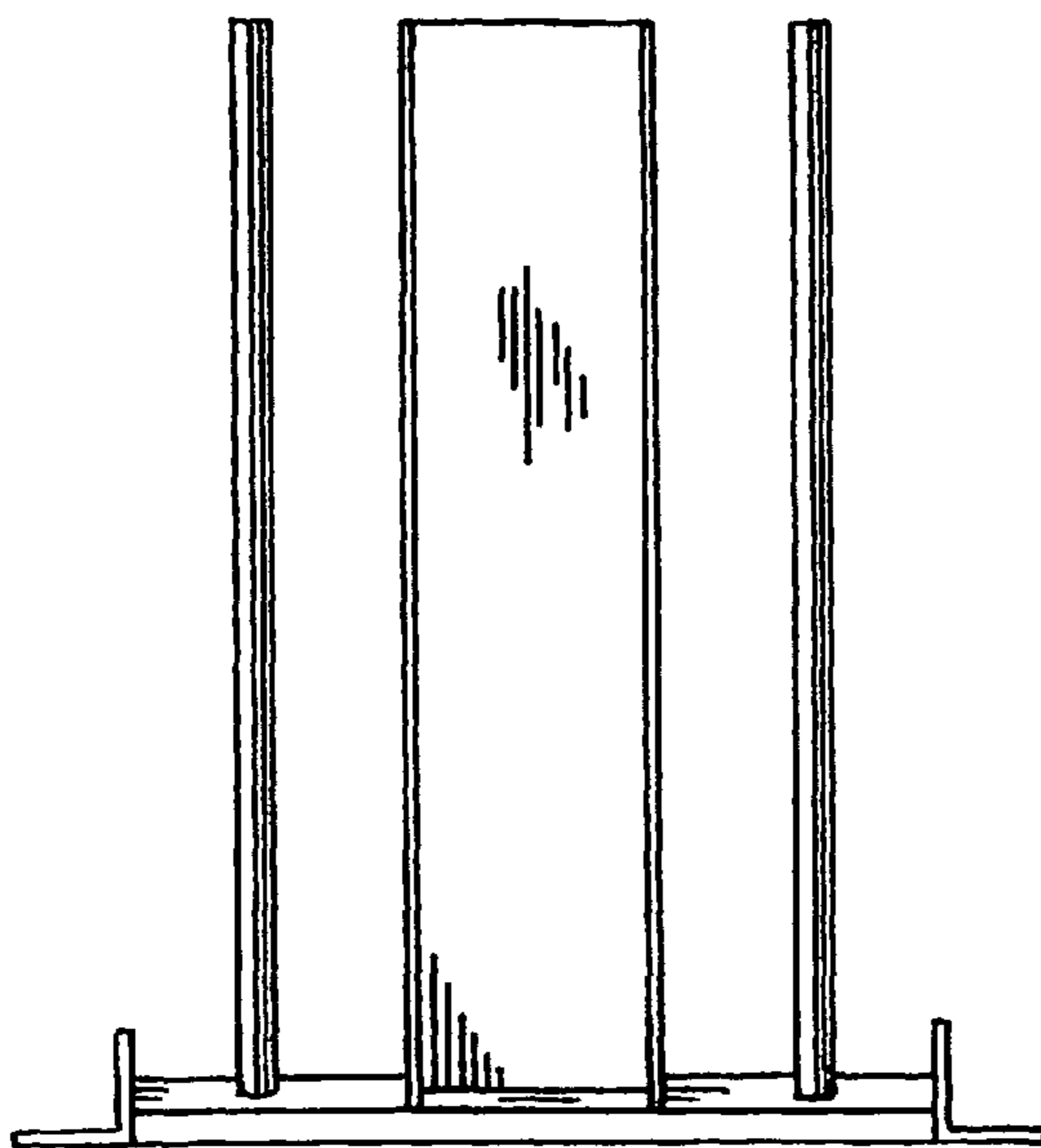


FIG. 4

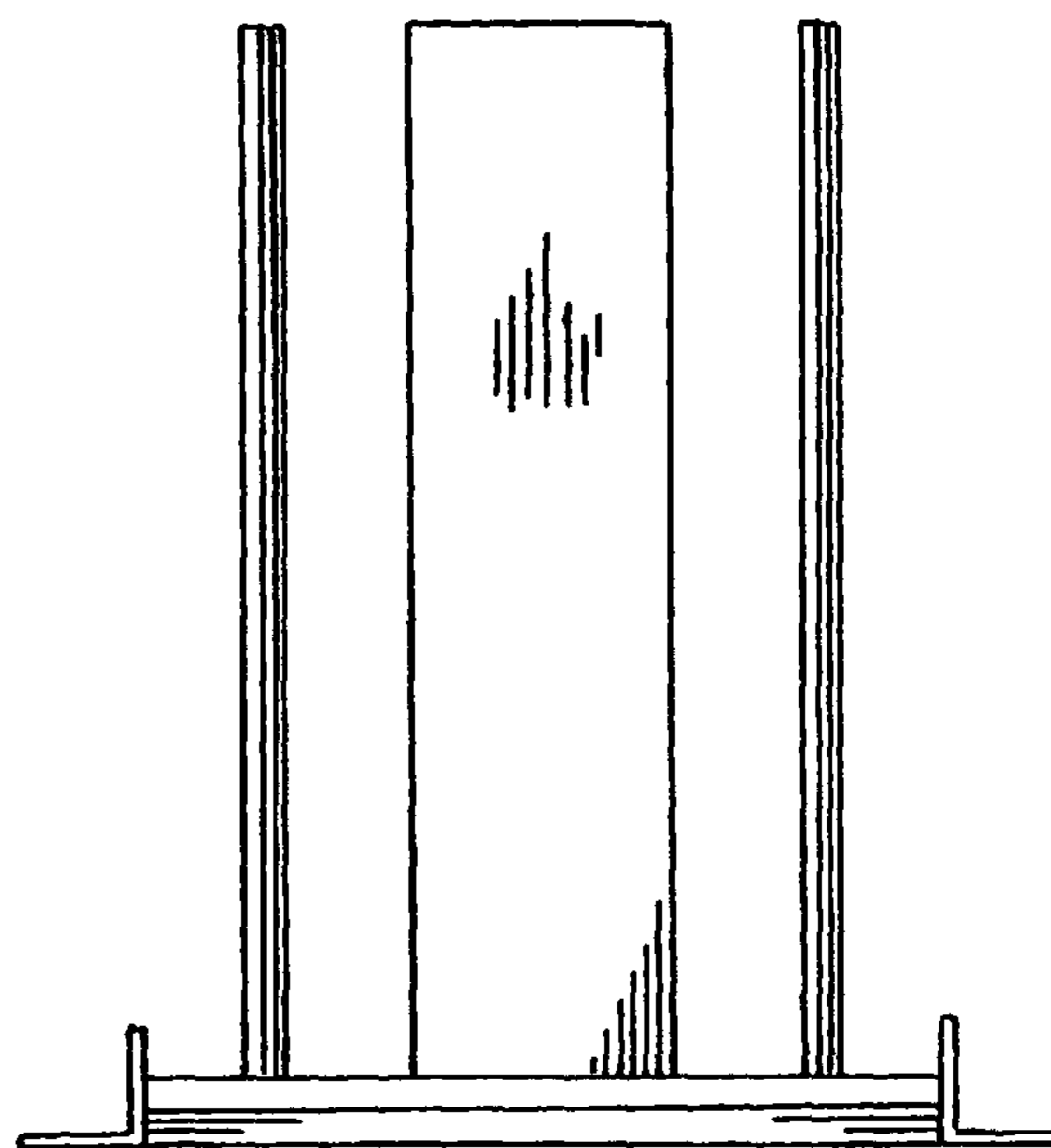


FIG. 5




FIG. 6

