

US00D666075S

(12) **United States Design Patent**
Muratore et al.

(10) **Patent No.:** **US D666,075 S**

(45) **Date of Patent:** **** Aug. 28, 2012**

(54) **LONG BRACKET**

(76) Inventors: **Mark John Muratore**, Clarksville, TN
(US); **Alice Louise Muratore**,
Clarksville, TN (US)

(**) Term: **14 Years**

(21) Appl. No.: **29/373,814**

(22) Filed: **May 25, 2011**

(51) **LOC (9) Cl.** **08-08**

(52) **U.S. Cl.** **D8/349**

(58) **Field of Classification Search** D8/349,
D8/354, 356, 366, 373, 380, 382, 394, 395;
D12/223; D14/229; 248/200, 205.1, 207,
248/209, 300, 309.1, 351, 262-265, 682,
248/220.1, 248

See application file for complete search history.

(56) **References Cited**

U.S. PATENT DOCUMENTS

D259,080 S *	5/1981	Conti	D8/381
D307,941 S *	5/1990	Rudinski	D25/55
D314,132 S *	1/1991	Goodell	D8/377
D353,535 S *	12/1994	Grittman et al.	D8/373
D357,407 S *	4/1995	Pate	D8/381
D360,821 S *	8/1995	Snow	D8/357
D423,328 S *	4/2000	Burrows	D8/354

D442,063 S *	5/2001	Snyder	D8/349
D443,198 S *	6/2001	Snyder	D8/354
D537,326 S *	2/2007	Wolff et al.	D8/381
D555,459 S *	11/2007	Goodwin et al.	D8/363
D581,260 S *	11/2008	Fernandez	D8/381
D592,945 S *	5/2009	Mahan	D8/381
D595,116 S *	6/2009	Sipe	D8/354
D628,459 S *	12/2010	Minkley et al.	D8/349
D638,687 S *	5/2011	Minkley et al.	D8/349
D638,694 S *	5/2011	Misch	D8/380
D649,863 S *	12/2011	Meyer	D8/354

* cited by examiner

Primary Examiner — Mark Goodwin

(74) *Attorney, Agent, or Firm* — David D. Winters

(57) **CLAIM**

The ornamental design for a long bracket, as shown and described.

DESCRIPTION

FIG. 1 is a top plan view of a long bracket showing our new design.

FIG. 2 is a front view thereof.


FIG. 3 is a bottom plan view thereof.

FIG. 4 is a rear view thereof.

FIG. 5 is a right side view thereof, the left side view being a mirror image; and,

FIG. 6 is a top cross sectional view thereof taken along line 6-6 of FIG. 1.

1 Claim, 1 Drawing Sheet






Fig. 1

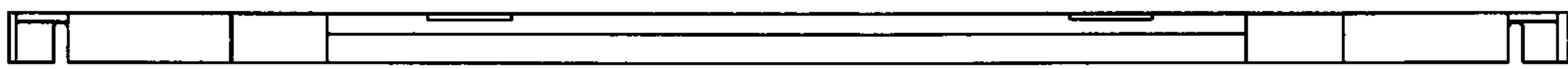


Fig. 2



Fig. 3




Fig. 4



Fig. 5




Fig. 6