



US00D666059S

(12) **United States Design Patent**
Mayer

(10) **Patent No.:** **US D666,059 S**

(45) **Date of Patent:** **** Aug. 28, 2012**

(54) **SERVING DISH**

(76) Inventor: **Simone Mayer**, Miami Shores, FL (US)

(**) Term: **14 Years**

(21) Appl. No.: **29/373,780**

(22) Filed: **May 19, 2011**

(51) **LOC (9) Cl.** **07-01**

(52) **U.S. Cl.** **D7/586; D7/543**

(58) **Field of Classification Search** D7/505,
D7/500, 587, 586, 506, 538, 555, 541, 545,
D7/546, 548, 553.1, 610, 566, 570, 629, 601;
D9/307, 341-348, 543, 414, 761, 418, 432,
D9/433; 206/561; 220/575, 574; 29/527.1;
264/553

See application file for complete search history.

(56) **References Cited**

U.S. PATENT DOCUMENTS

D161,752 S *	1/1951	Hart	D7/554.3
D217,502 S *	5/1970	Valerie	D8/71
D264,791 S *	6/1982	Conti	D7/586
D362,155 S *	9/1995	Yee	D7/361
D413,261 S *	8/1999	Yerich	D9/426
D488,352 S *	4/2004	Tisdale et al.	D7/586
D610,410 S *	2/2010	Haas	D7/587
D648,183 S *	11/2011	Weber	D7/587

OTHER PUBLICATIONS

U.S. Appl. No. 29/373,772, filed May 19, 2011, first named inventor is Simone Mayer.

U.S. Appl. No. 29/373,777, filed May 19, 2011, first named inventor is Simone Mayer.

* cited by examiner

Primary Examiner — Cynthia Underwood

(74) *Attorney, Agent, or Firm* — Fross Zelnick Lehrman & Zissu, P.C.; Lawrence E. Apolzon, Esq.

(57) **CLAIM**

The ornamental design for a serving dish, as shown and described.

DESCRIPTION

FIG. 1 is a top perspective view of a serving dish showing my new design;

FIG. 2 is a front view of the serving dish shown in FIG. 1;

FIG. 3 is a left side view of the serving dish shown in FIG. 1;

FIG. 4 is a rear view of the serving dish shown in FIG. 1;

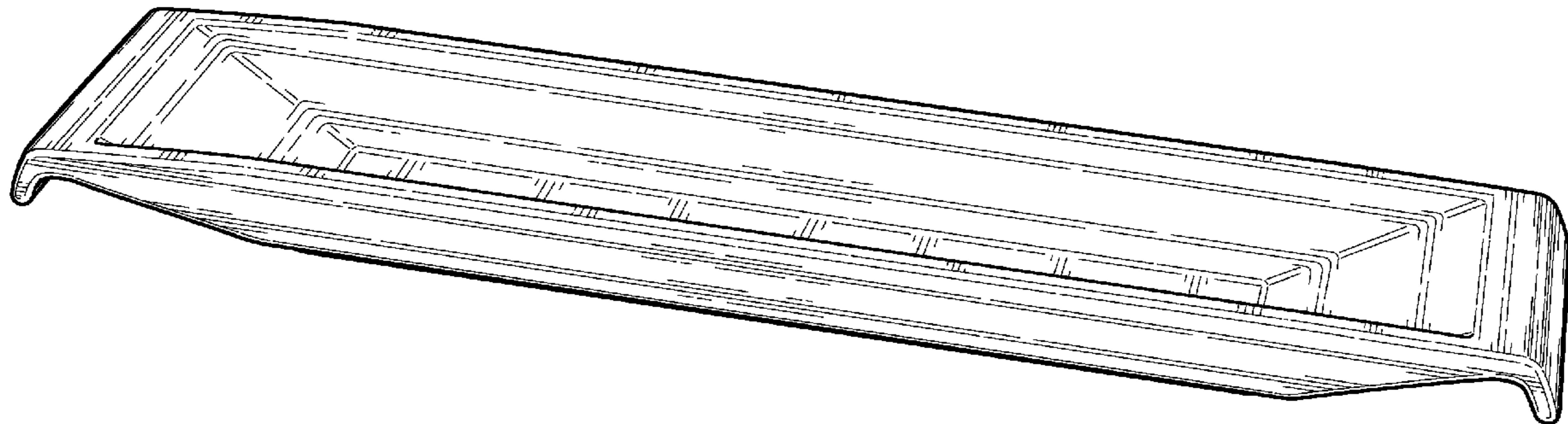
FIG. 5 is a right side view of the serving dish shown in FIG. 1;

FIG. 6 is a top view of the serving dish shown in FIG. 1; and,

FIG. 7 is a bottom view of the serving dish shown in FIG. 1.

The broken lines depicting the bottom of the serving dish in FIG. 7 show unclaimed subject matter.

1 Claim, 3 Drawing Sheets



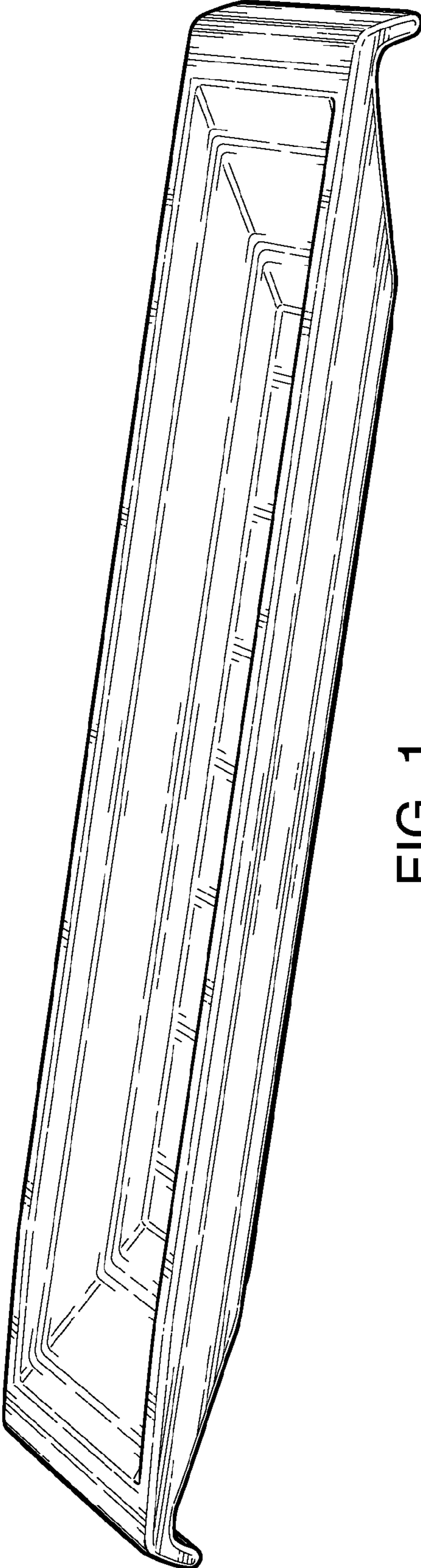


FIG. 1



FIG. 2




FIG. 3



FIG. 5




FIG. 4

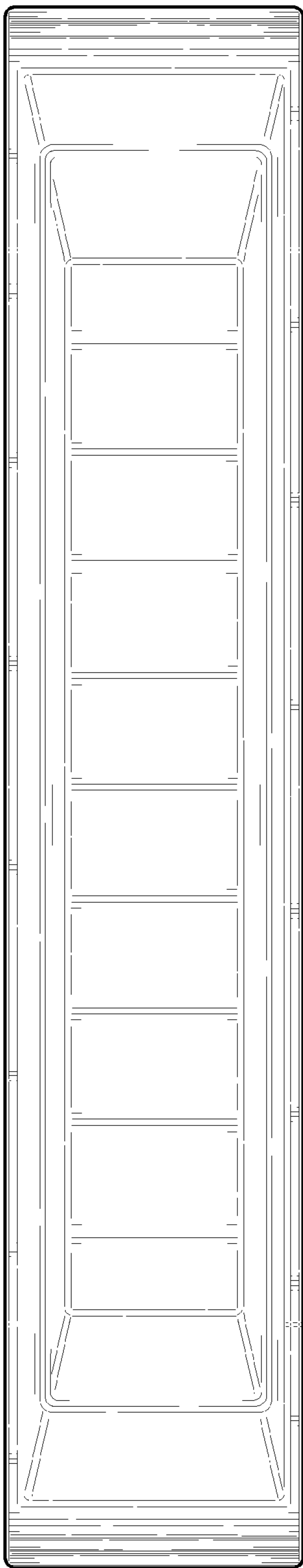


FIG. 6

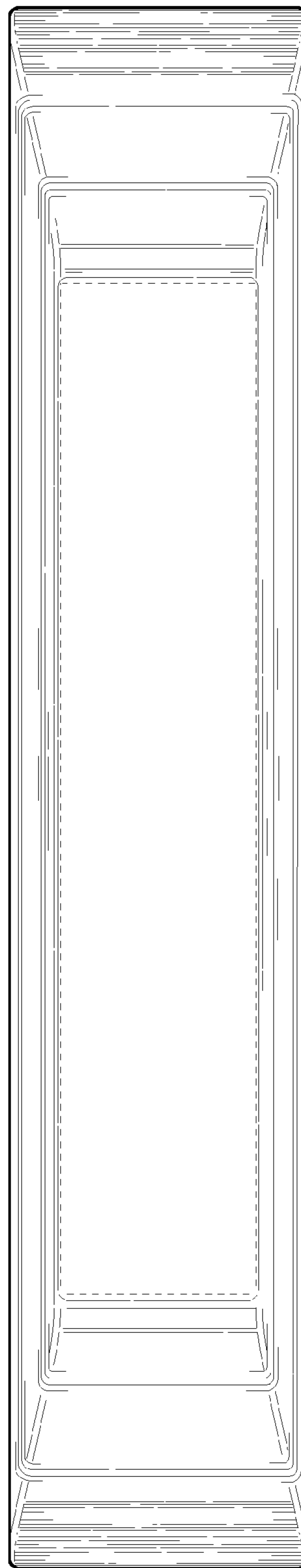


FIG. 7