

US00D666043S

(12) **United States Design Patent**
Lin

(10) **Patent No.:** **US D666,043 S**

(45) **Date of Patent:** **** Aug. 28, 2012**

(54) **ROMAN SHADE HAVING SPACER CORDS WITH LOOPS**

(75) Inventor: **Tzong-Fu Lin**, Taipei (TW)

(73) Assignee: **Whole Space Industries Ltd**, Taipei (TW)

(**) Term: **14 Years**

(21) Appl. No.: **29/381,961**

(22) Filed: **Dec. 27, 2010**

(51) **LOC (9) Cl.** **06-10**

(52) **U.S. Cl.** **D6/575**

(58) **Field of Classification Search** D6/575,
D6/576, 577, 579, 580, 581; 160/84.01,
160/84.3, 84.04, 84.05, 84.06, 121.1, 167,
160/170, 171, 279, 329, 368; 296/95, 97,
296/141; D12/318; 242/157, 384.7; 24/141,
24/142

See application file for complete search history.

(56) **References Cited**

U.S. PATENT DOCUMENTS

4,880,044	A	11/1989	Judkins	
5,566,735	A	10/1996	Jelic	
D440,093	S	4/2001	Siegel et al.	
6,988,526	B2	1/2006	Judkins	
D568,082	S *	5/2008	Bohlen	D6/575
7,938,161	B2 *	5/2011	Lin	160/84.01
8,020,602	B2 *	9/2011	Smith et al.	160/121.1
D651,438	S *	1/2012	Lin	D6/575

OTHER PUBLICATIONS

U.S. Appl. No. 61/289,548, filed Dec. 23, 2009.

* cited by examiner

Primary Examiner — Susan Bennett Hattan

Assistant Examiner — Barbara B Lohr

(74) *Attorney, Agent, or Firm* — Buchanan Ingersoll & Rooney PC

(57) **CLAIM**

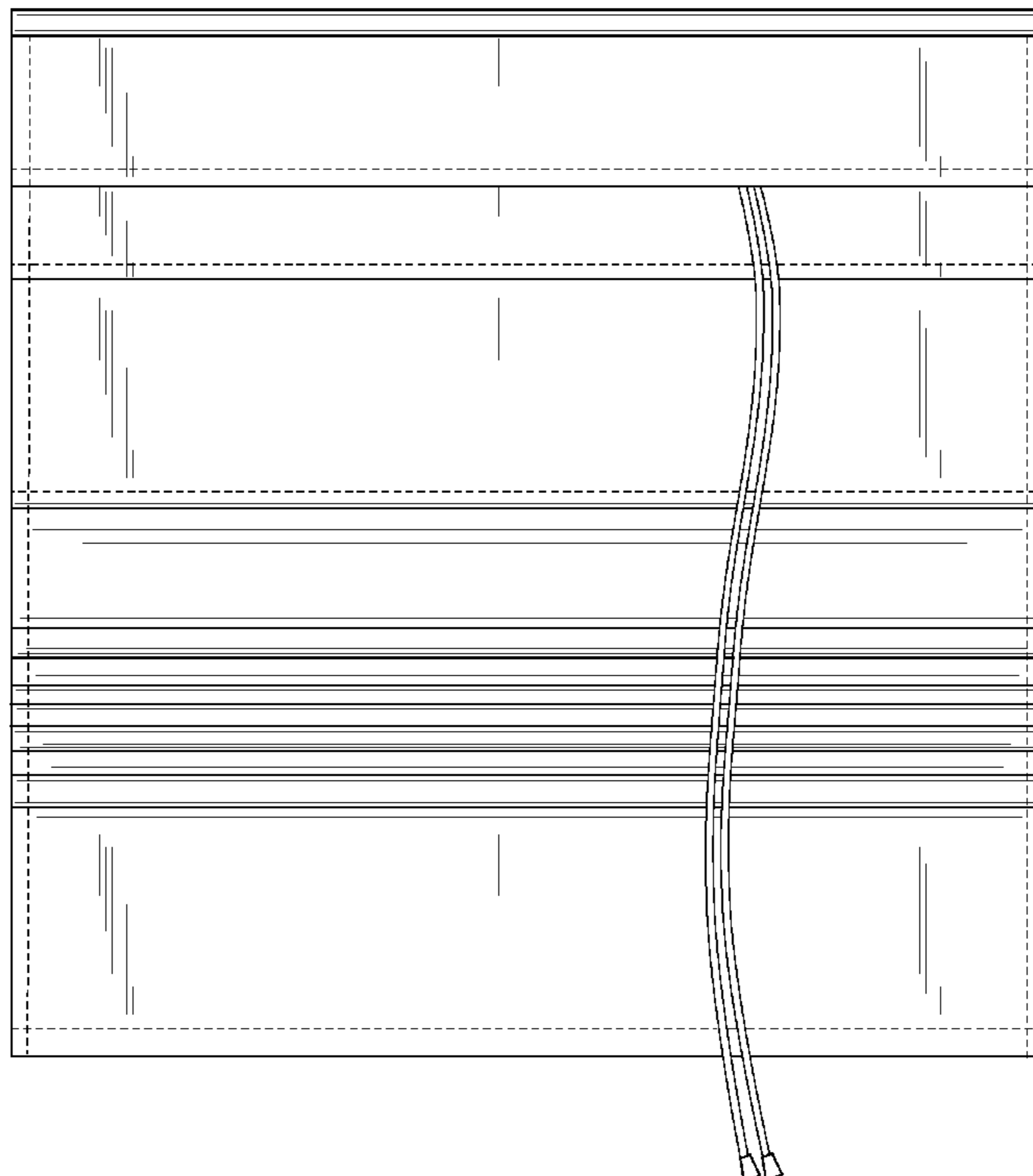
The ornamental design for a Roman shade having spacer cords with loops, as shown and described.

DESCRIPTION

FIG. 1 is a front view of the Roman shade having spacer cords with loops in a partially raised, or retracted, position; FIG. 2 is a rear view of the Roman shade having spacer cords with loops in a partially raised, or retracted, position; FIG. 3 is a rear perspective view of the Roman shade having spacer cords with loops in an extended, or lowered, position; FIG. 4 is a top view thereof; FIG. 5 is a bottom view thereof; FIG. 6 is a left side view of the Roman shade having spacer cords with loops in an extended position; FIG. 7 is a right side view of the Roman shade having spacer cords with loops in an extended position; and, FIG. 8 is an enlarged view of the portion of the Roman shade having spacer cords with loops within the dotted line box in FIG. 2.

It should be understood that the Roman shade having spacer cords with loops may be any width and any length when fully extended.

1 Claim, 6 Drawing Sheets



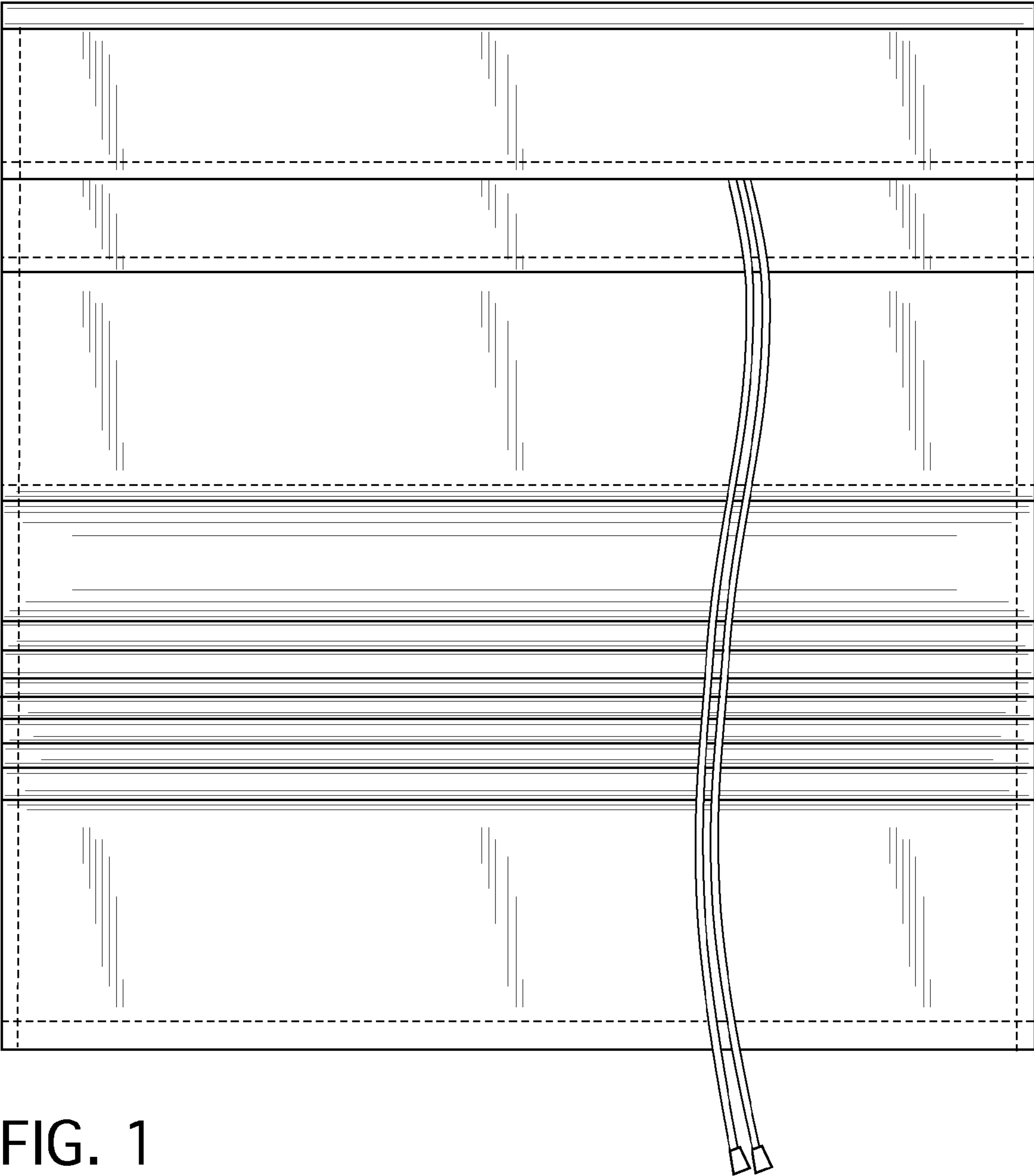


FIG. 1

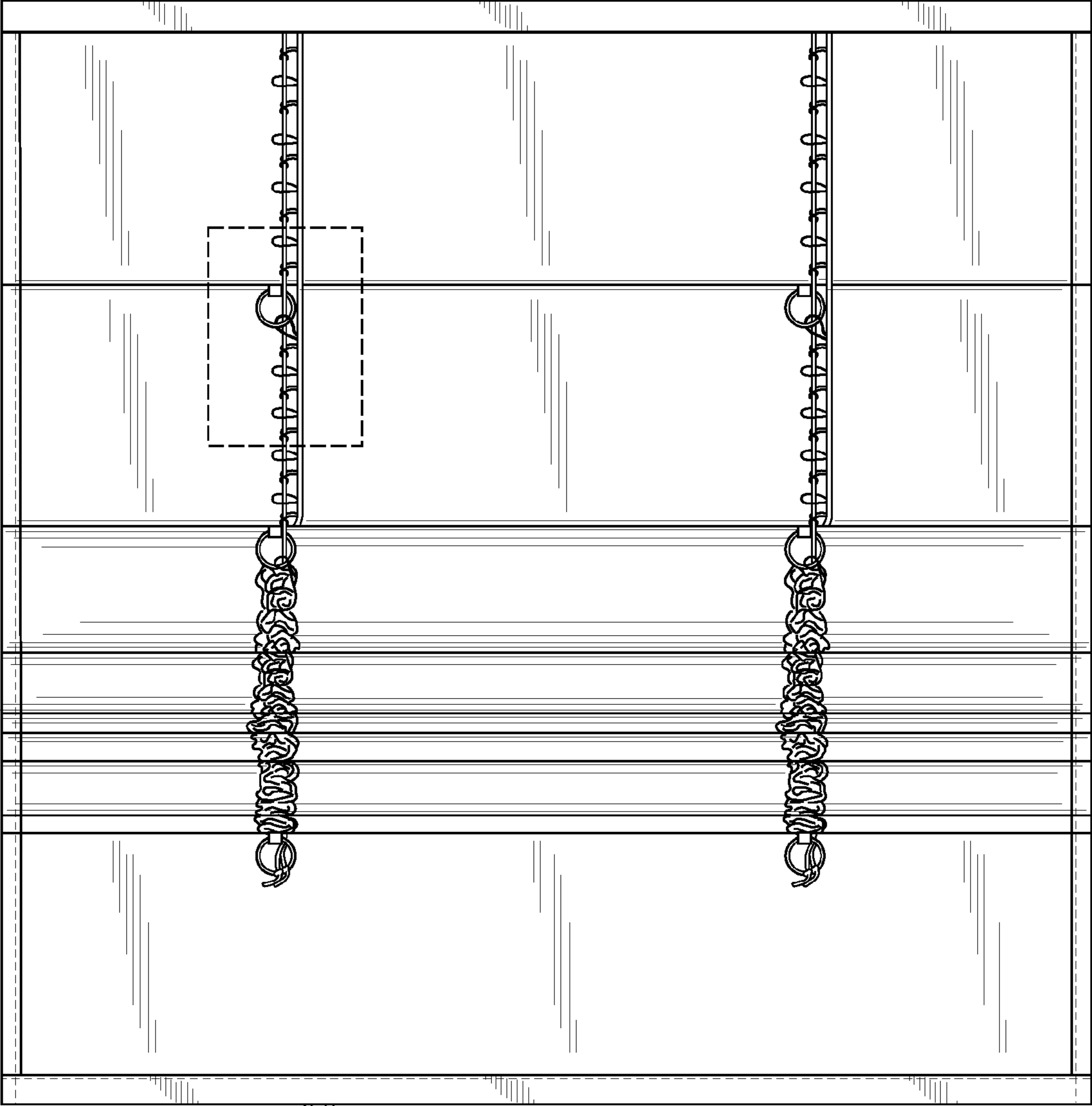


FIG. 2



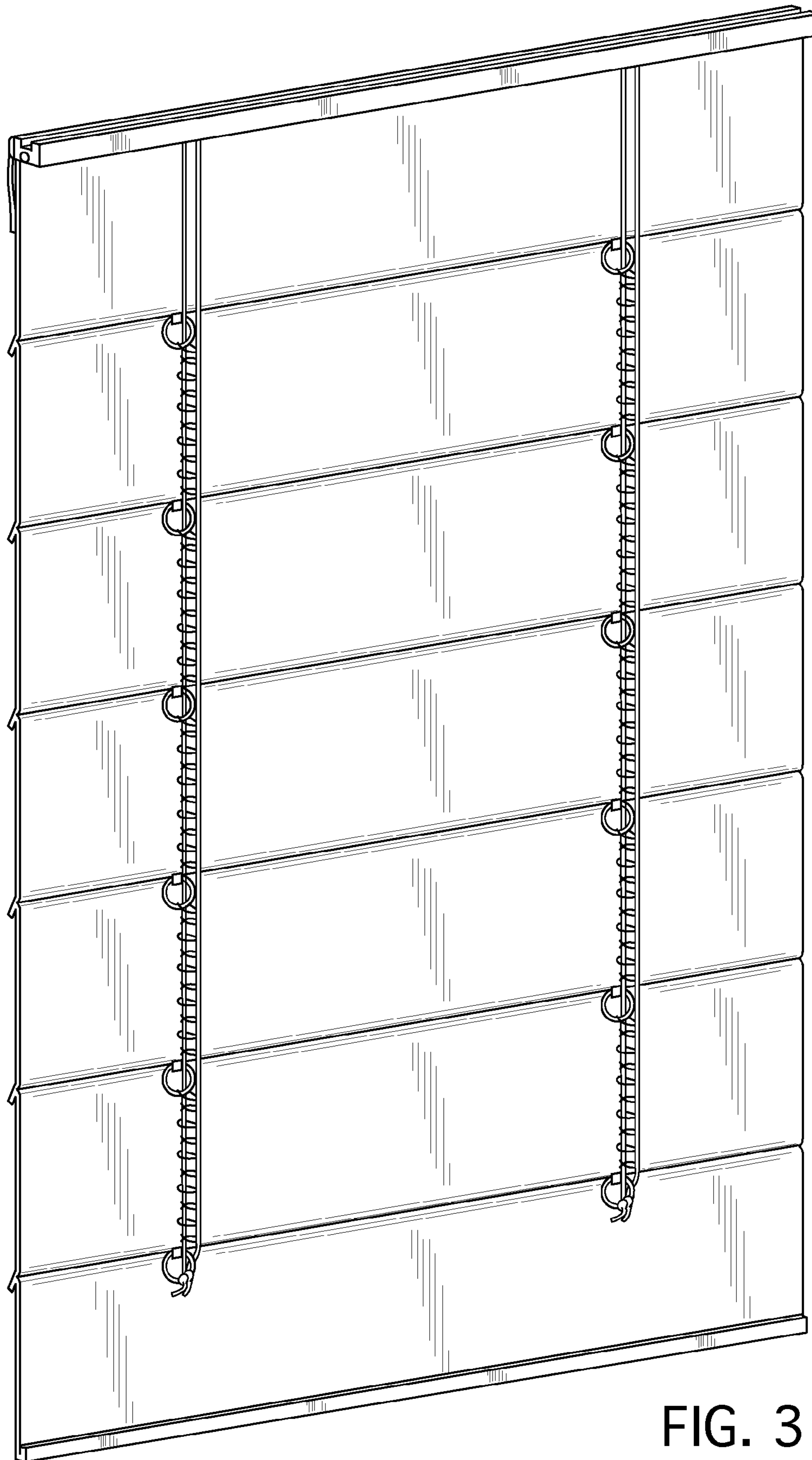


FIG. 3



FIG. 4




FIG. 5

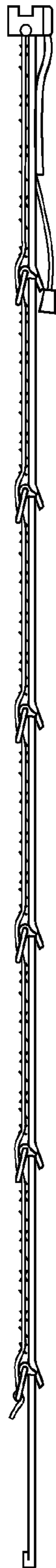


FIG. 6

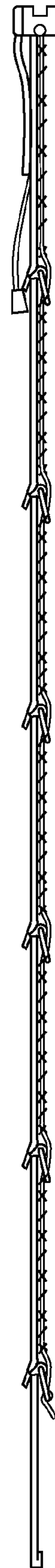


FIG. 7

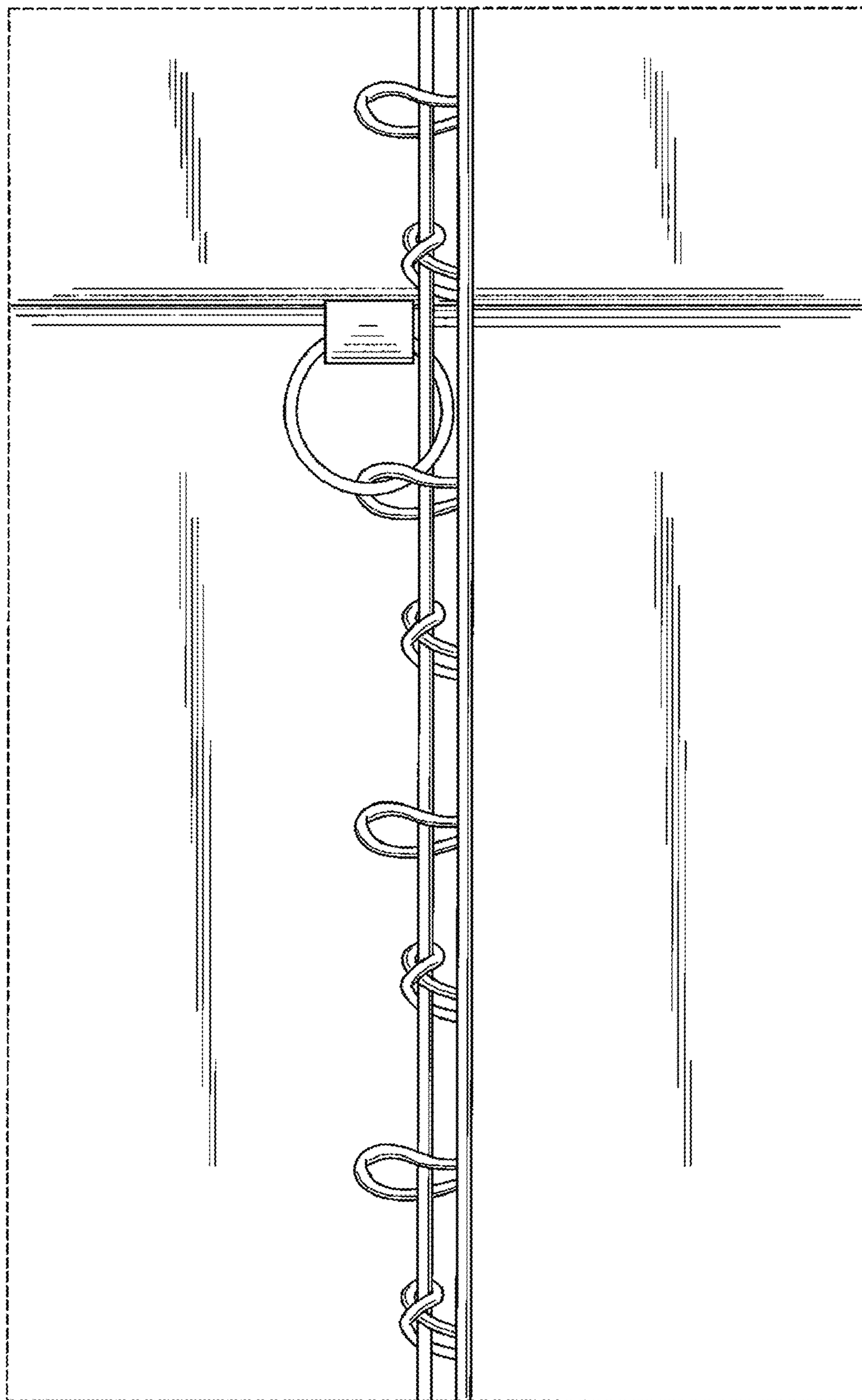


FIG. 8