



US00D666030S

(12) **United States Design Patent**
Kvello

(10) **Patent No.:** **US D666,030 S**

(45) **Date of Patent:** **** Aug. 28, 2012**

(54) **CHAIR**

(75) Inventor: **Tone Kvello**, Ikornnes (NO)

(73) Assignee: **Ekornes ASA**, Ikornnes (NO)

(**) Term: **14 Years**

(21) Appl. No.: **29/390,106**

(22) Filed: **Apr. 20, 2011**

(30) **Foreign Application Priority Data**

Oct. 21, 2010 (NO) 20100526

(51) **LOC (9) Cl.** **06-01**

(52) **U.S. Cl.** **D6/500**

(58) **Field of Classification Search** D6/334-336,
D6/364, 365, 366, 367, 368, 374, 375, 500-502;
297/317, 344.21, 451.4, 451.5, 452.16, 452.17,
297/452.19, 452.29, 452.32, 452.35

See application file for complete search history.

(56) **References Cited**

U.S. PATENT DOCUMENTS

D280,786 S *	10/1985	Platner	D6/366
D282,221 S *	1/1986	Platner	D6/366
D316,936 S *	5/1991	Ekornes et al.	D6/365
D414,631 S *	10/1999	Zaidman	D6/500
D414,965 S *	10/1999	Zaidman	D6/500
D558,468 S *	1/2008	Lade	D6/334

D558,469 S *	1/2008	Lade	D6/334
D601,828 S *	10/2009	Wold	D6/500
D657,593 S *	4/2012	Ping et al.	D6/500
D657,595 S *	4/2012	Ping et al.	D6/500
D657,981 S *	4/2012	Ping et al.	D6/500
D657,982 S *	4/2012	Ping et al.	D6/500
D657,983 S *	4/2012	Ping et al.	D6/500

FOREIGN PATENT DOCUMENTS

KR	30-0289619	1/2002
TW	D107586	10/1993
TW	D134926	5/2010

* cited by examiner

Primary Examiner — Mimosa De

(74) *Attorney, Agent, or Firm* — Schneck & Schneck;
Thomas Schneck

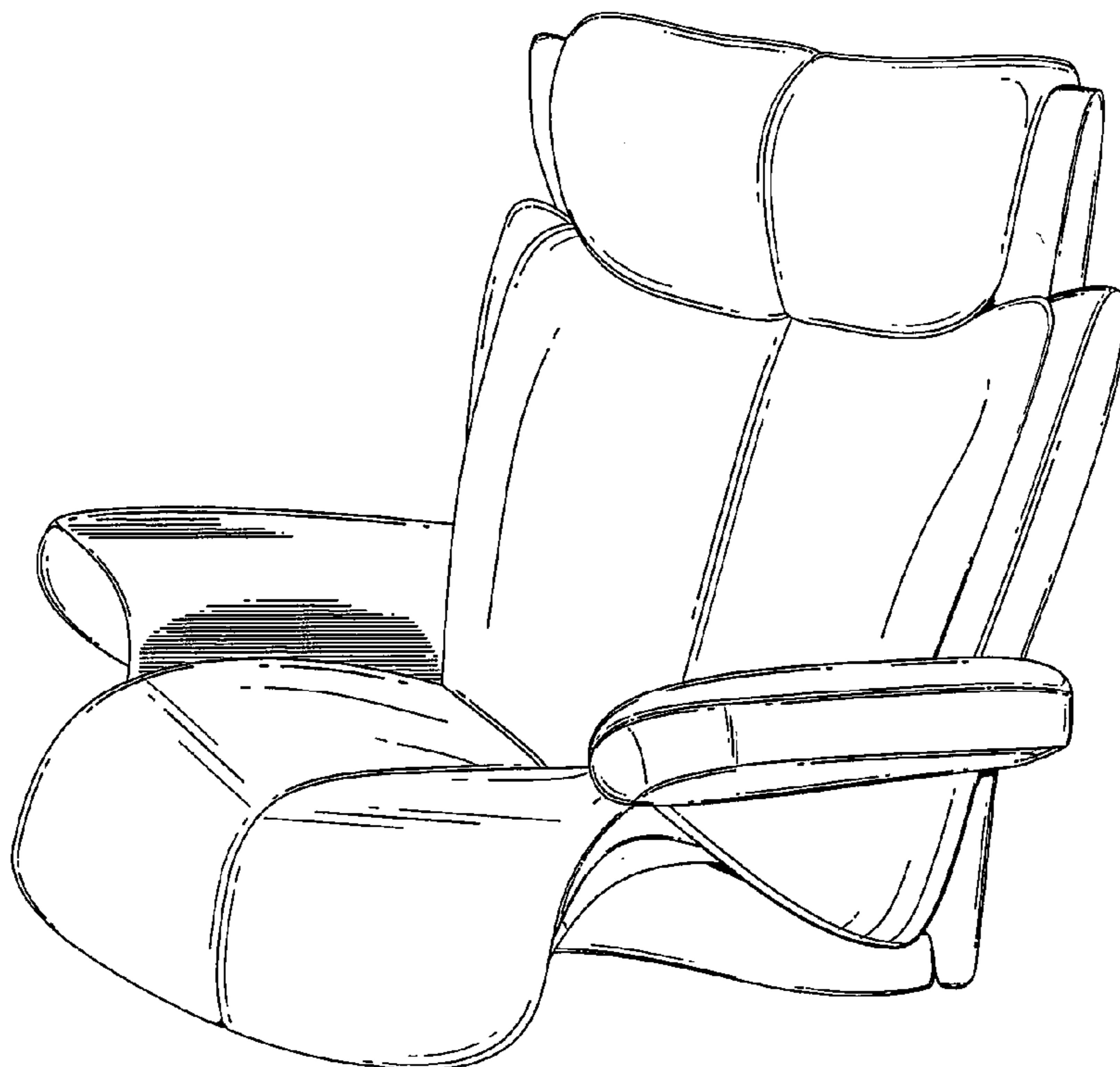
(57) **CLAIM**

I claim the ornamental design for a chair, as shown and described.

DESCRIPTION

FIG. 1 is a perspective view of my design for a chair;
FIG. 2 is a top view thereof;
FIG. 3 is a bottom view thereof;
FIG. 4 is a right side elevational view thereof, the left side being a mirror image thereof;
FIG. 5 is a front elevational view thereof; and,
FIG. 6 is a back elevational view thereof.

1 Claim, 4 Drawing Sheets






Fig. 1

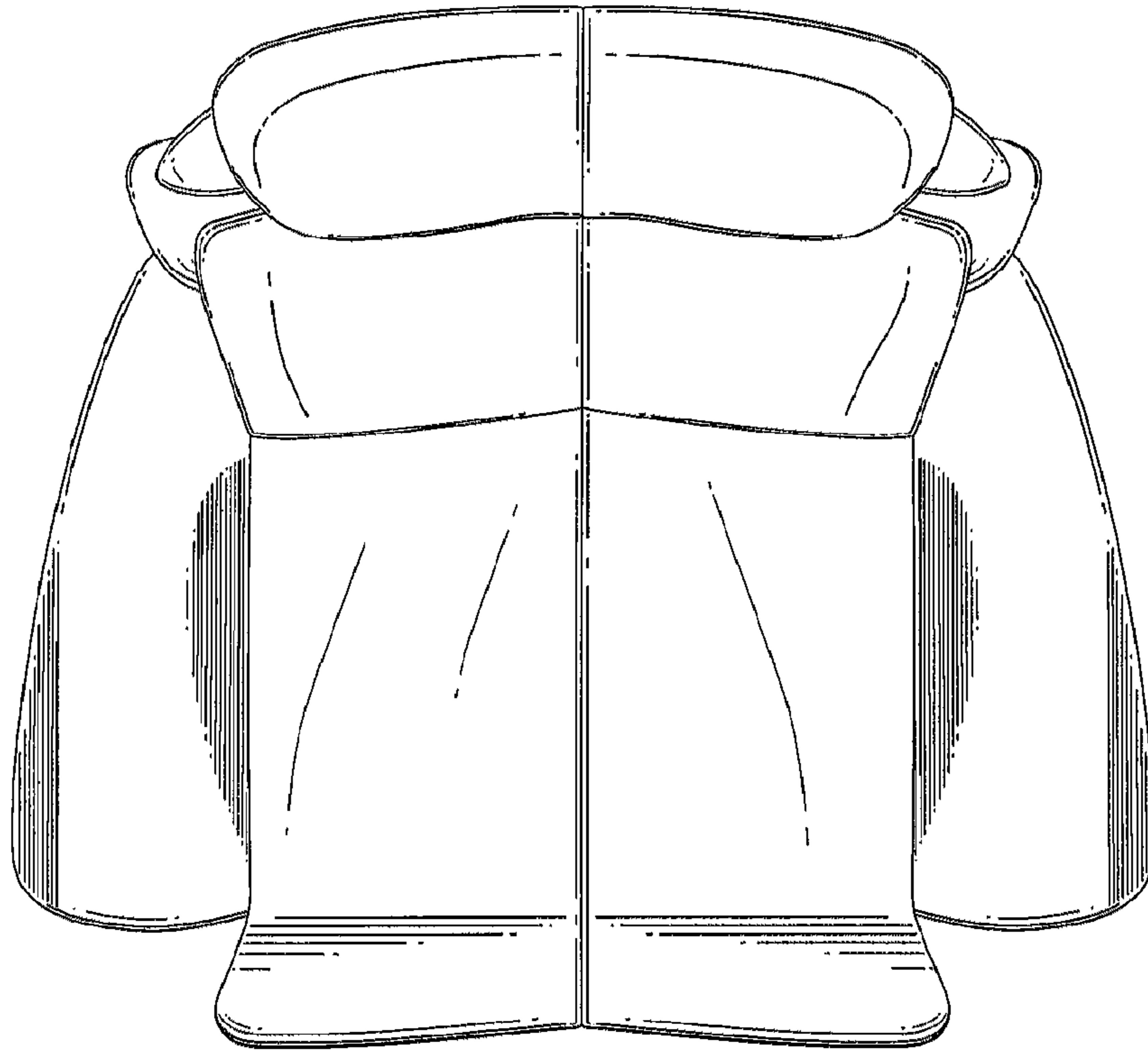


Fig. 2




Fig. 3

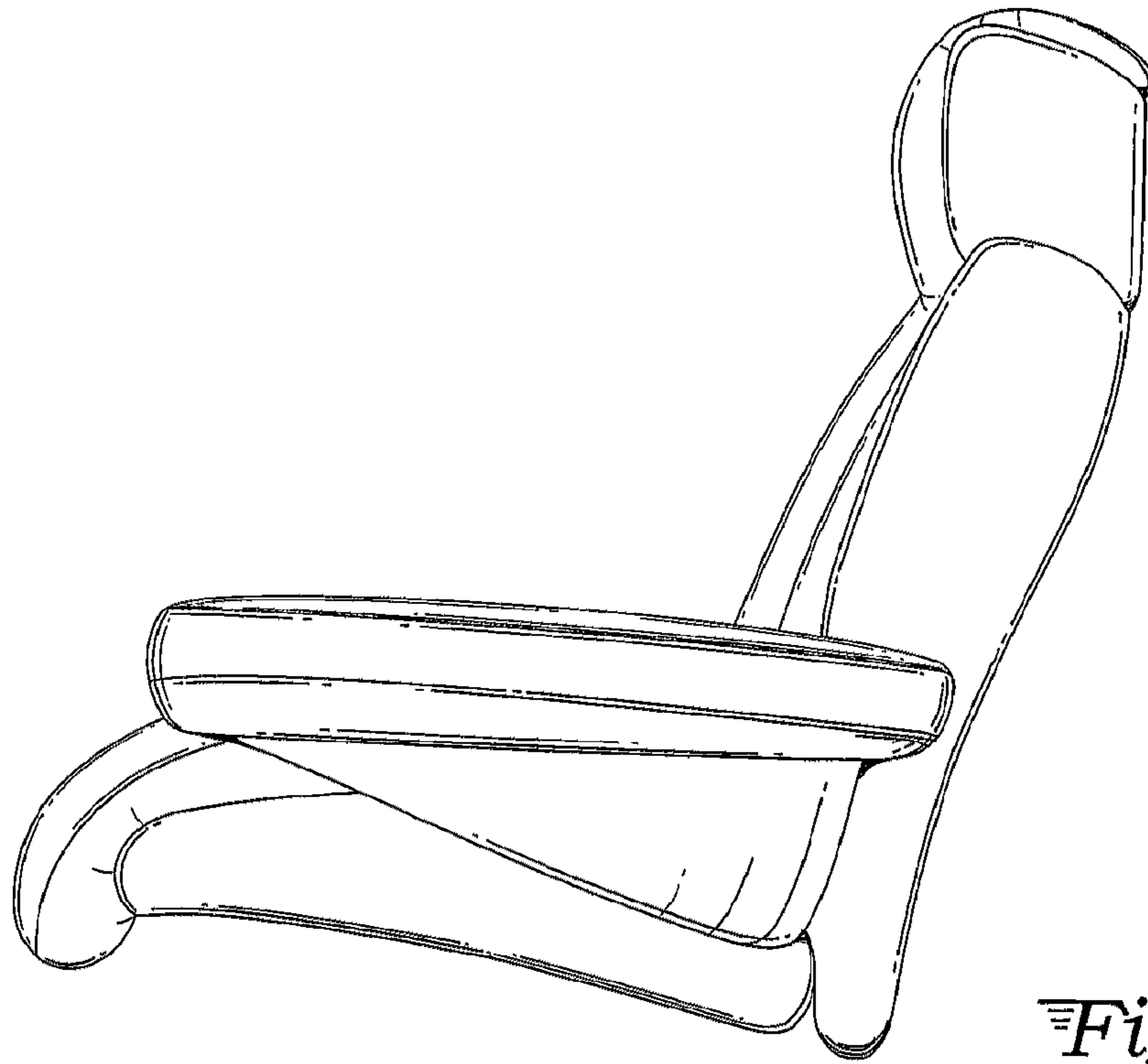


Fig. 4

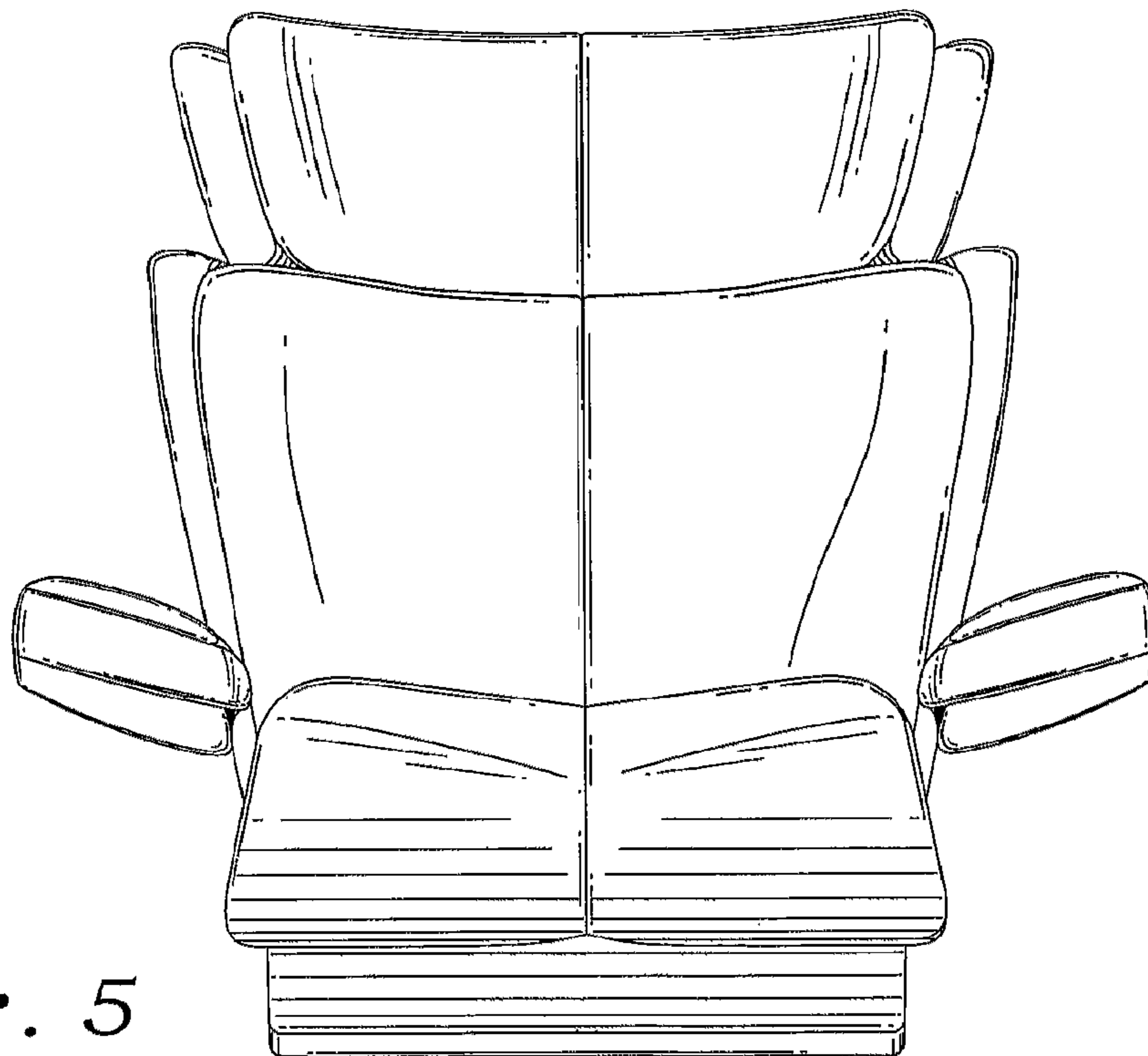


Fig. 5




Fig. 6