



US00D666025S

(12) **United States Design Patent**  
**Cobbett et al.**

(10) **Patent No.:** **US D666,025 S**

(45) **Date of Patent:** **\*\* Aug. 28, 2012**

(54) **STAND**

(75) Inventors: **Jamian R. Cobbett**, Portland, OR (US);  
**Anh Nguyen**, San Mateo, CA (US);  
**Michel Alvarez**, Miami Beach, FL (US);  
**Kyle Schepke**, Portland, OR (US)

(73) Assignee: **NIKE, Inc.**, Beaverton, OR (US)

(\*\*) Term: **14 Years**

(21) Appl. No.: **29/411,257**

(22) Filed: **Jan. 18, 2012**

(51) **LOC (9) Cl.** ..... **06-04**

(52) **U.S. Cl.** ..... **D6/466**

(58) **Field of Classification Search** ..... D6/396,  
D6/449, 450, 454-469; 211/1, 4, 10, 13.1,  
211/24, 40, 49.1, 50, 59.4, 71.01, 72, 79,  
211/85.6, 86.01, 149, 189; D7/504, 601;  
D9/457; D13/107, 108, 118, 199; D14/217,  
D14/238.1, 239, 251, 253, 434, 447; D24/183;  
D32/52; D34/39; 186/52; 188/32, 36; 165/47;  
206/501

See application file for complete search history.

(56) **References Cited**

U.S. PATENT DOCUMENTS

D287,365 S 12/1986 Judd  
D444,790 S 7/2001 Goto  
D447,486 S 9/2001 Goto  
D502,913 S 3/2005 Fukami  
D540,802 S 4/2007 Hussaini  
D545,319 S 6/2007 Griffin  
D547,719 S \* 7/2007 Su ..... D13/118

D549,707 S 8/2007 Depay  
D574,375 S \* 8/2008 Prest et al. .... D14/253  
D586,348 S 2/2009 Leung  
D623,189 S 9/2010 Son  
D626,558 S 11/2010 Julien  
D634,708 S 3/2011 Cowan  
D636,395 S 4/2011 Anderson  
D647,525 S 10/2011 Seto  
D647,881 S 11/2011 Warner  
D652,042 S \* 1/2012 Sween et al. .... D14/447  
D652,795 S 1/2012 Attanasio  
D655,470 S \* 3/2012 Best et al. .... D32/52

\* cited by examiner

Primary Examiner — Mary Ann Calabrese

(74) Attorney, Agent, or Firm — Banner & Witcoff, Ltd.

(57) **CLAIM**

The ornamental design for a stand, as shown and described.

**DESCRIPTION**

FIG. 1 is a front perspective view of a stand showing my/our new design;

FIG. 2 is a front view thereof;

FIG. 3 is a rear view thereof;

FIG. 4 is a left side view thereof;

FIG. 5 is a right side view thereof;

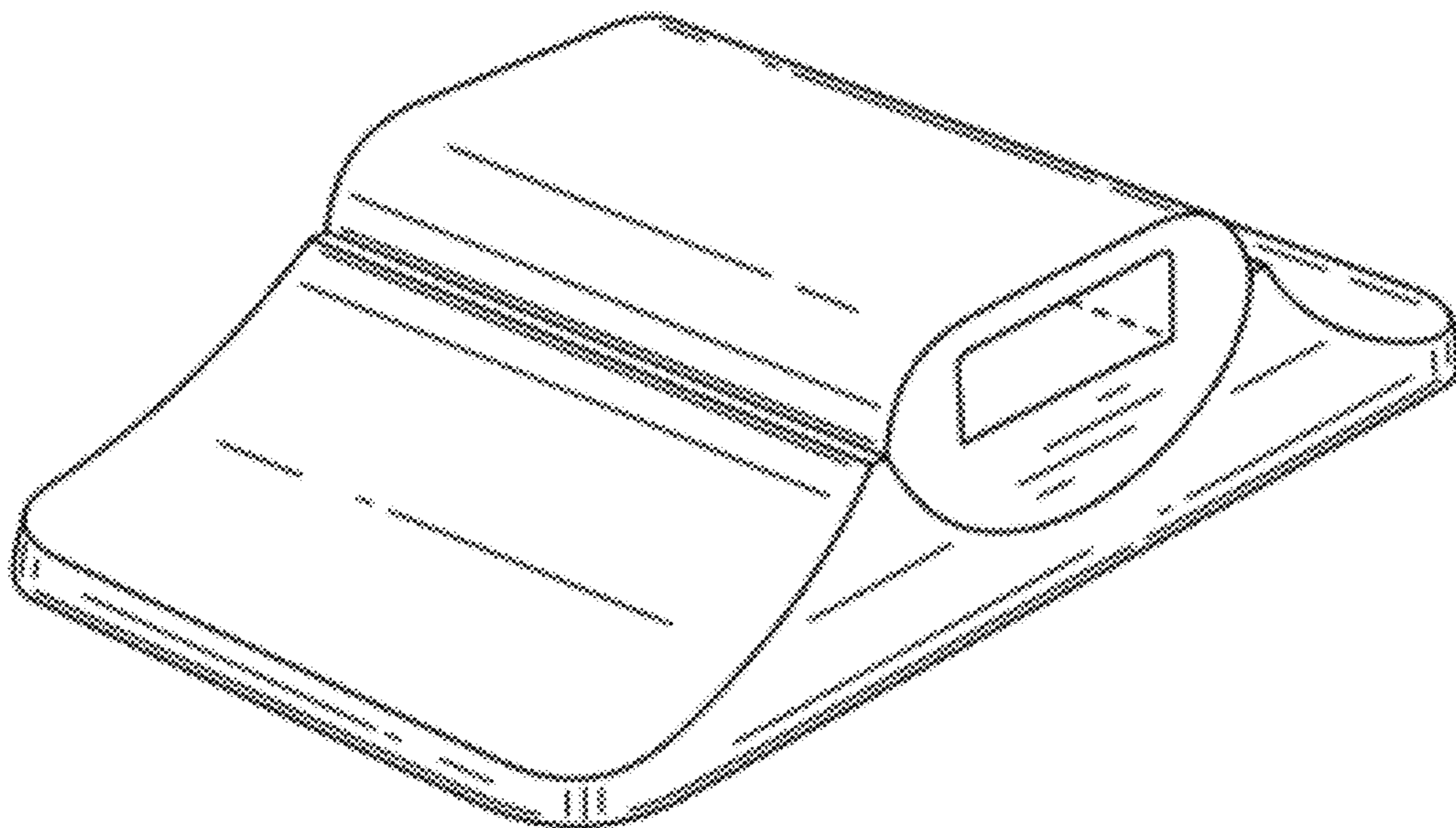
FIG. 6 is a top view thereof;

FIG. 7 is a bottom view thereof; and,

FIG. 8 is a front perspective view of the stand in a disclaimed environment.

The broken lines immediately adjacent to the shaded area represent unclaimed boundaries of the design. The unshaded regions within or adjacent to the shaded area form no part of the claimed design.

**1 Claim, 4 Drawing Sheets**



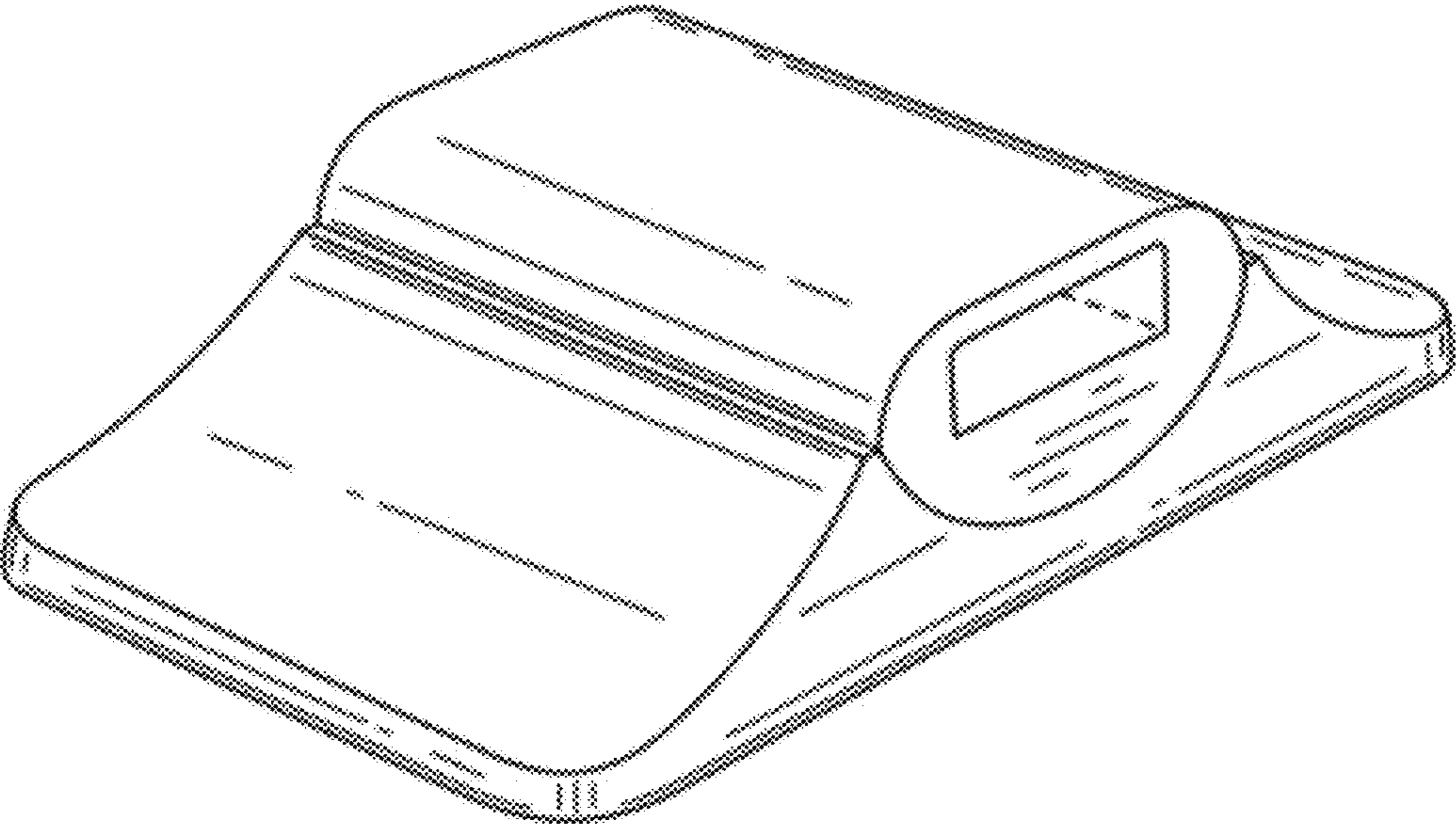


FIG. 1




FIG. 2




FIG. 3




FIG. 4




FIG. 5

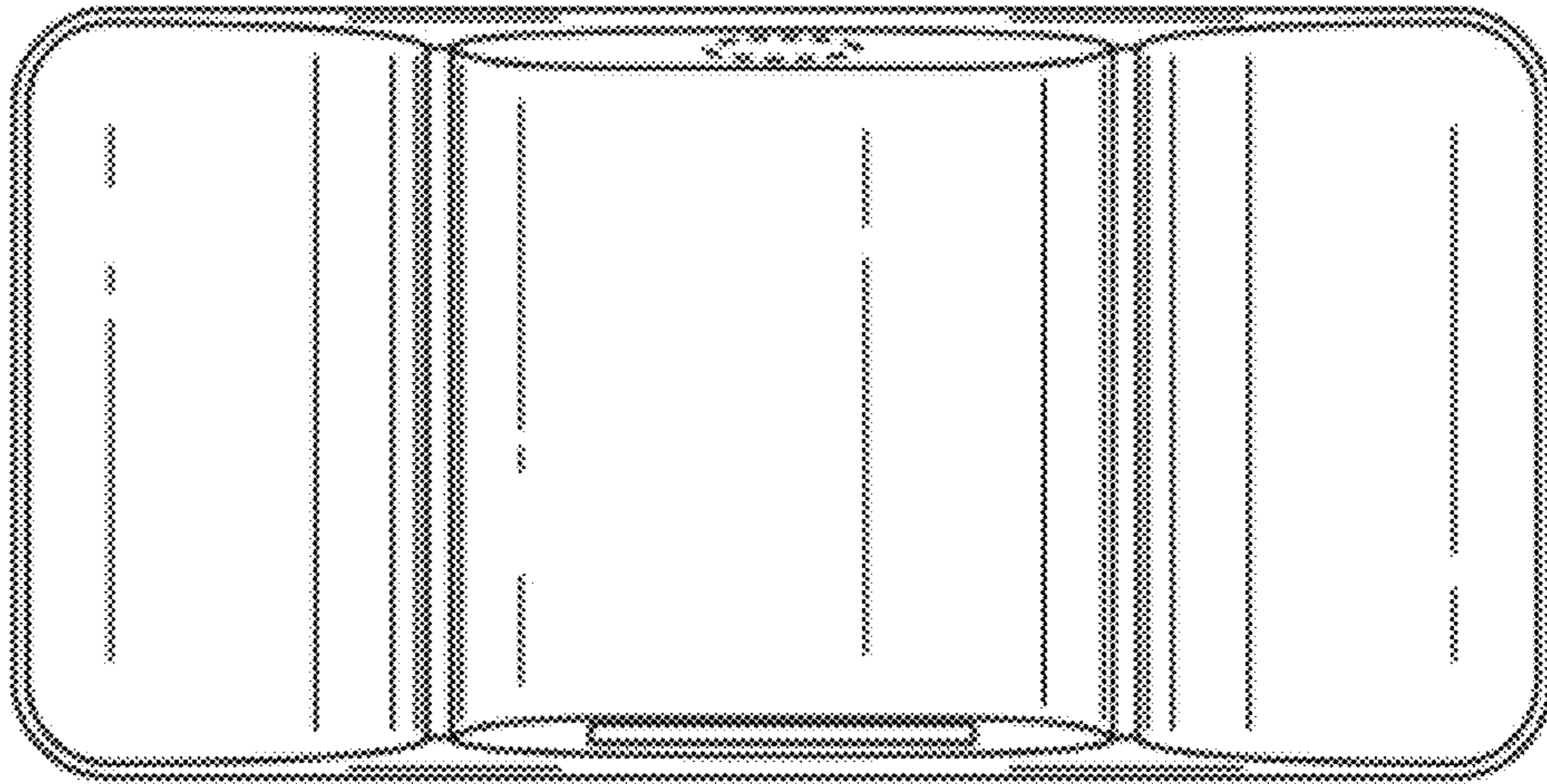


FIG. 6




FIG. 7

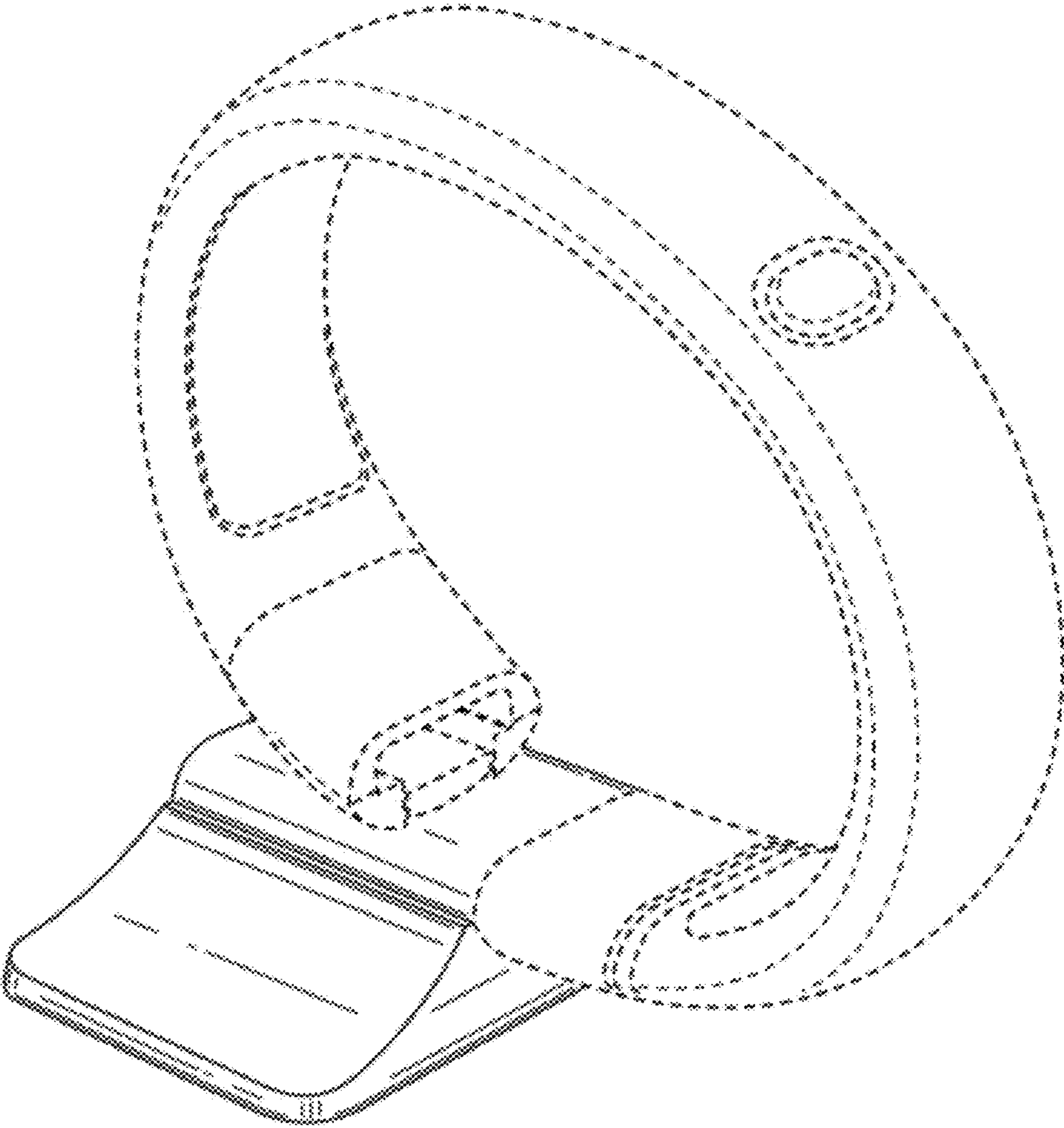


FIG. 8